Tennessee Housing Development Agency - Board of Directors

Committee and Board Meeting Materials

November 17, 2026

If you are a person with a disability and need an accessible version of this document, please contact THDA's 504 Coordinator at RARequest@thda.org.

Tennessee Housing Development Agency

Andrew Jackson Building Third Floor
502 Deaderick St., Nashville, TN 37243

Bill Lee
Governor

Ralph Perrey
Executive Director

THDA Board of Directors and Committee Meetings Agendas

Committee Agendas

Tuesday, November 17, 2026, at 10:00am CT
Nashville Room, Tennessee Towers
312 Rosa L. Parks Avenue, 3rd Floor
Nashville, TN 37243

AUDIT AND BUDGET COMMITTEE

A. Approval of Audit and Budget Committee Meeting Minutes-September 15, 2026*

B. Committee Item *(* items require committee vote)*
1. Enterprise Risk Management Update – 2026
2. Analysis of Disclosure Report for Board Members – 2026
3. Analysis of Disclosure Report for THDA Staff – 2026

BOND FINANCE COMMITTEE

A. Approval of Bond Finance Committee Meeting Minutes-September 15, 2026*

B. Committee Item *(* items require committee vote)*
1. Debt Management Policy Amendment – 2026 *
2. Municipal Advisor Contract Renewal – 2026 *

EQUAL HOUSING OPPORTUNITY

THDA Board of Directors Board Meeting Agenda

(directly following Bond Finance Committee Meeting)

Tuesday, November 17, 2026, at 10:00am CT
Nashville Room, Tennessee Towers
312 Rosa L. Parks Avenue, 3rd Floor
Nashville, TN 37243

A. Board Chair Convening of the Board and Introductory Comments

B. Public Comment Period

C. Executive Director's Report

D. CFO Update
Financial Status Update

E. Single Family Business
Business Update

F. Multifamily Business
Business Update

G. Board Action items *(* items require Board vote)*

1. Approval of Board Meeting Minutes – September 15, 2026*
2. Debt Management Policy Amendment – 2026*
3. Municipal Advisor Contract Renewal – 2026*
4. HOME Homeowner Rehabilitation Grant Extension Request – City of Brownsville – 2023*
5. HOME Homeowner Rehabilitation Grant Extension Request – City of Bolivar – 2023*
6. HOME Homeowner Rehabilitation Grant Extension Request – City of Whiteville – 2023*

H. Annex

1. THDA Investment Report – September 30, 2026
2. THDA Quarterly Bond Disclosure Report – September 30, 2026
3. THDA Issue 2026-2 CT-0253 – October 29, 2026



Tennessee Housing Development Agency - Board of Directors

Audit & Budget Committee

Tennessee Housing Development Agency

Andrew Jackson Building Third Floor
502 Deaderick St., Nashville, TN 37243

Bill Lee
Governor

Ralph Perrey
Executive Director

Audit & Budget Committee Meeting Agenda

Tuesday, November 17, at 10:00am CT
Nashville Room, Tennessee Towers
312 Rosa L. Parks Avenue, 3rd Floor
Nashville, TN 37243

A. Approval of Audit and Budget Committee Meeting Minutes-September 15, 2026*

B. Committee Item *(* items require committee vote)*

1. Enterprise Risk Management Update – 2026
2. Analysis of Disclosure Report for Board Members – 2026
3. Analysis of Disclosure Report for THDA Staff – 2026

Committee Members:
Secretary Tre Hargett (Chair)
Treasurer David Lillard
Rick Neal
Stephen Dixon
Dan Springer
Micheal Miller

EQUAL HOUSING OPPORTUNITY

DRAFT

TENNESSEE HOUSING DEVELOPMENT AGENCY
AUDIT & BUDGET COMMITTEE
September 15, 2026

Pursuant to the call of the Chairman, the Audit & Budget Committee of the Tennessee Housing Development Agency Board of Directors (the "Committee") met on Tuesday, September 15, 2026, at 10:00 AM CT at the William R. Snodgrass Tennessee Tower, Nashville Room, 312 Rosa Parks Blvd; Nashville, TN 37243.

The following Committee members were present in person: Secretary of State Tre Hargett; Rick Neal; Stephen Dixon; and Micheal Miller.

Recognizing a quorum present, Secretary Hargett called the meeting to order at 10:00 AM CT. For the first order of business, Secretary Hargett called for consideration and approval of the July 28, 2026, Audit & Budget Committee Meeting Minutes. Upon motion by Rick Neal, second by Stephen Dixon, and following a vote with all members identified as present voting "yes", the motion carried to approve the July 28, 2026, minutes.

Treasurer Lillard recognized Mrs. Michell Bosch, Chief Financial Officer, to present the THDA Proposed Budget for Fiscal Year 2028. Mrs. Bosch provided a summary of anticipated revenues and expenses, with focus on the impact of the strategic focus, current and predicted economy, grant activity, and organizational employment reclassification on the proposed budget. Katie Armstrong asked for clarification of the reclassification to which Mrs. Bosch explained that twenty positions are set to expire and THDA expects to convert these temporary positions to full-time. Secretary Hargett asked about the financial impact the reclassification would have on THDA, to which Mrs. Bosch responded the impact would be approximately $1.8 million, without consideration of benefits. Mrs. Bosch recommended the Committee approve the Proposed Budget for Fiscal Year 2028 and authorize THDA staff to make adjustments as necessary. Secretary Hargett called for consideration and approval of the Proposed Budget for Fiscal Year 2028. Upon motion by Secretary Hargett, second by Mr. Neal, and following a vote with all members identified and present as voting "yes", the motion carried to approve the Proposed Budget for Fiscal Year 2028.

Secretary Hargett recognized Mr. Jason Redd, Director of Internal Audit, to present the THDA Internal Audit Internal Quality Assessment Report. Mr. Redd stated that internal audit functions are required to maintain an Internal Quality Assessment and Improvement Program and to present a report of the IQAIP on an annual basis. Mr. Redd stated the annual report of the IQAIP includes tracking of remedial efforts related to findings from the previous External Quality Assessment and an evaluation of conformance with the Global Internal Audit Standards and Code of Ethics. Mr. Redd explained the IQAIP report shows the full remediation of previous gaps and cited opportunities for improvements from the 2021 EQA Report as well as conformance with the relevant Standards. Mr. Redd also explained the IQAIP Report provided supplemental information that specifically addressed compliance with the Standards related to the Internal Audit Competency Framework and Quality Assessment Monitoring and Review.

There being no further business, Secretary Hargett adjourned the meeting at 10:11 AM CT.

Respectfully submitted,

Jason Redd
Director of Internal Audit
Approved this 17th day of November, 2026

Tennessee Housing Development Agency

Andrew Jackson Building Third Floor
502 Deaderick St., Nashville, TN 37243

Bill Lee
Governor

Ralph Perrey
Executive Director

TO: THDA Audit and Budget Committee
FROM: Jason Redd, Director of Internal Audit
SUBJECT: Review of THDA Enterprise Risk Management Report for 2026
DATE: November 17, 2026

Recommendation
Staff recommends the Audit and Budget Committee review the results of the Enterprise Risk Management process for 2026 to ensure that THDA has appropriate internal controls in place. This review should be noted in the Audit and Budget Committee minutes.

Key Points
While the Enterprise Risk Management process and accompanying reports contains a wealth of information, a key point to consider is that each division has prepared their own self-assessment which was then consolidated and reviewed by Internal Audit and executive management. The final report and supporting schedules document the results of the assessment and provide reasonable assurance that THDA's internal controls in effect on a June 30 fiscal year ending basis adequately safeguard assets and when taken as a whole provide reasonable assurance of the proper recording of financial transactions; compliance with applicable laws, regulations, rules, contracts and grant agreements; and support the achievement of operational objectives. While there is always the possibility of additional risks to be noted or that an established control is ineffective, this process documents the main areas that need to be addressed.

In reviewing the report, I would like to highlight a few key risks that have been identified:

Federal Compliance
THDA has the responsibility of administering a number of federally funded programs including: HOME and HOME - American Rescue Plan, Section 8 Rental Assistance (S8RA), Low Income Home Energy Assistance, and the Weatherization Assistance Program. Federally funded programs create significant compliance requirements for THDA. Compliance audits and program monitoring remain in place to ensure compliance. More detail is included in the S8RA, Community Services, Community Housing, Compliance and Asset Management, and Mortgage Assistance and Compliance risk assessments.

EQUAL HOUSING OPPORTUNITY

Cybersecurity, Compromise of Sensitive Data, and IT Project Implementations
Cybersecurity threats and the compromise of sensitive data and information continue to be risks that management must mitigate. THDA's IT infrastructure includes the use of firewalls, Intrusion Prevention and Detection Systems, strict password policies and mandatory cybersecurity training for all staff. In addition, THDA has some large system implementations occurring during the new fiscal year. THDA also has some external partners/vendors accessing customer Private Information. Annual penetration tests are performed to ensure security risks are addressed. More detail is included in the IT division risk assessment.

Third-Party Risk Management
As THDA relies on third-party providers for support in conducting business activities, there are risks associated with using third-party providers. These risks must be assessed and managed to protect THDA data; ensure regulatory compliance and achieve desired outcomes. While focus is drawn to third-party risk within State agencies, we continue to strengthen our third party risk management processes and enhancement of the review of third-party control reports and complementary end user controls. More detail is included in the Internal Audit, Operations, and IT risk assessments.

Background
As Responsibility 11 of the Audit & Budget Committee Charter requires, the Committee is responsible for reviewing management's annual risk assessment. The Enterprise Risk Management report is required to be submitted by December 31, 2026. A copy of the report is included with this memorandum for your review and approval. The supporting spreadsheet schedules were sent to the committee via email as a separate attachment.

Feel free to contact me with any questions or concerns.

Tennessee Housing Development Agency

Andrew Jackson Building Third Floor
502 Deaderick St., Nashville, TN 37243

Bill Lee
Governor

Ralph Perrey
Executive Director

TO: THDA Audit and Budget Committee
FROM: Jason Redd, Director of Internal Audit
Bruce Balcom, Chief Legal Counsel
SUBJECT: Review of Potential Conflicts of Interest Disclosures
DATE: November 17, 2026

Recommendation
Staff recommends the Audit and Budget Committee review the analyses of Potential Conflicts of Interest Disclosures by THDA Staff, THDA Board Members, Voting Representatives, and Staff of Board Members who deal Directly with THDA. This review should be noted in the Audit and Budget Committee minutes.

Key Points
We reviewed the disclosures made by all THDA staff, THDA Board Members, Voting Representatives, and Staff of Board Members who Deal Directly with THDA for the fiscal year beginning July 1, 2025. This year all THDA staff members were asked to complete an electronic version of the long form Employee Disclosure of Out-side Employment and Personal Interests, (the "Disclosure Form"). Board members and representatives completed the long form THDA Board Member and Designee Disclosure. The original responses are saved on THDA servers and are open for public inspection, upon written request, during regular THDA business hours.

Background
TCA §13-23-128 and the Staff Disclosure Policy originally adopted on March 19, 1992, as subsequently revised, (the "Staff Disclosure Policy"), require that, in addition to disclosing potential conflicts annually, any disclosure is to be noted in the official THDA minutes. TCA §13-23-128 and the THDA Conflicts of Interest Policy adopted on September 16, 2004, as subsequently amended (the "Board Disclosure Policy"), and the THDA Code of Conduct adopted on March 15, 2007, as amended on September 22, 2015 and September 28, 2021 require that in addition to disclosing potential conflicts annually, any disclosure is to be noted in the official THDA minutes.

EQUAL HOUSING OPPORTUNITY

Tennessee Housing Development Agency

Andrew Jackson Building Third Floor
502 Deaderick St., Nashville, TN 37243

Bill Lee
Governor

Ralph Perrey
Executive Director

TO: **Audit and Budget Committee**
FROM: **Jason Redd, Director of Internal Audit**
Bruce Balcom, Chief Legal Counsel
DATE: **November 17, 2026**
SUBJECT: **2026 Potential Conflicts of Interest Disclosure By THDA Board Members, Voting Representatives, and Staff of Board Members who Deal Directly with THDA**

INTRODUCTION

We reviewed the disclosures made by THDA Board members, Voting Representatives and Staff of Board members who deal directly with THDA, (the "Board members"), for the fiscal year beginning July 1, 2026. This year Board members completed the long form THDA Board Member and Designee Disclosure, (the "Disclosure Form"). The original forms are in THDA electronic files and are documents open for public inspection, upon request, during regular THDA business hours.

TCA §13-23-128 and the THDA Conflicts of Interest Policy adopted on September 16, 2004, as subsequently amended (the "Board Disclosure Policy"), and the THDA Code of Conduct adopted on March 15, 2007, as amended on September 22, 2015 and September 28, 2021 require that in addition to disclosing potential conflicts annually, any disclosure is to be noted in the official THDA minutes.

In addition to TCA §13-23-128 and the Board Disclosure Policy, certain federal programs administered by THDA have conflicts of interest provisions that apply to Board members, staff and program participants. These include the Section 8 Housing Choice Voucher (HCV) and Performance Based Contract Administration (PBCA) Programs, and the HOME Program. The Low Income Housing Credit Program (LIHC) and the Tax-exempt Multi-family Bond Authority Program (TEMFBA), also administered by THDA, do not have specific conflict of interest provisions.

EQUAL HOUSING OPPORTUNITY

None of the disclosures made by Board members represent conflicts resulting from prohibited interests under TCA §13-23-128, as amended. Even where no conflict actually exists, Board members must refrain from any appearance of impropriety as required by the THDA Code of Conduct adopted March 15, 2007 as amended on September 22, 2015 and September 28, 2021. Federal requirements relating to disclosed interests will be addressed in relation to the specific program in subsequent paragraphs and are based on the question numbers found in the Disclosure Form.

INCIDENTAL INTERESTS

1. (Question 8) The following Board members disclosed incidental personal banking relationships with financial institutions or entities that may be THDA originating agents. The disclosures include personal savings, checking, investments, IRAs, mortgages, etc.

Katie Armstrong	Jim Bryson	Stephen Dixon
Tre Hargett	David Lillard	Rob Mitchell
Jason Mumpower	Rick Neal	Sara Queirolo
Daniel Springer	Grady Vanderhoofven	

According to the Board Disclosure Policy, the disclosures made by the individuals on the list above are considered incidental and do not require specific announcement or non-participation.

2. (Question 10) The following Board members disclosed incidental personal or business relationships with THDA, THDA employees, Board members or with persons or entities that do business with THDA.

Stephen Dixon	Rob Mitchell	Grady Vanderhoofven
Eva Angelina Romero		

According to the Board Disclosure Policy, the disclosures made by the individuals on the list above are considered incidental and do not require specific announcement or non-participation.

3. (Questions 6a, 6c, and 6d) The following Board members disclosed incidental personal or family employment or relationships with entities that are involved in originating THDA mortgage loans; selling property that may be developed for housing to be sold to THDA borrowers; selling property or houses to THDA borrowers (as a Realtor or in any other capacity); or performing contracting or inspection work for repairs or construction related to a THDA program.

Katie Armstrong	Stephen Dixon	Tre Hargett
Hancen Sale		

According to the Board Disclosure Policy, the disclosures made by the individuals on the list above are considered incidental and do not require specific announcement or non-participation.

INDIRECT INTERESTS

4. (Questions 2, 3a, 3b, 3c, 3d, and 3f) Mr. Rick Neal disclosed indirect interests due to his position with the Pinnacle Bank. Indirect interests in this category may include financing or investments utilizing HOME, LIHTC, Multifamily Tax Exempt Authority and CITC. In addition to the requirements for Board members to refrain from voting and participation in discussion at committee and Board meetings on any topic that relates specifically to their disclosed indirect interest, waiver requests from the Federal agency with oversight authority for these programs may be requested as necessary.

5. (Question 4) Mr. Michael Miller disclosed that tenants in property he owns participate in the Section 8 Program administered by THDA. In addition to the requirements for Board members to refrain from voting and participation in discussion at committee and Board meetings on any topic that relates specifically to their disclosed indirect interest, waiver requests from the Federal agency with oversight authority for these programs may be requested as necessary.

6. (Questions 2, 3a, 3b, 3c, 3e, 3f, 3g, and 6a) Mr. Hancen Sale disclosed that he serves as an uncompensated member of the Boards of Directors for Home Source East Tennessee and Knoxville Area Urban League, both organizations of which have currently, or in the past, utilized THDA programs, including HOME, LIHTC, CITC and THTF services, in fulfillment of their organizational missions. Mr. Sale is not aware of any specific conflicts. In addition to the requirements for Board members to refrain from voting and participation in discussion at committee and Board meetings on any topic that relates specifically to their disclosed indirect interest, waiver requests from the Federal agency with oversight authority for these programs may be requested as necessary.

7. (Question 3j) Mr. Corey Divel disclosed that he has worked with Habitat for Humanity to expand their service boundary and has worked with local city officials to donate a city-owned lot to Habitat. In addition to the requirements for Board members to refrain from voting and participation in discussion at committee and Board meetings on any topic that relates specifically to their disclosed indirect interest, waiver requests from the Federal agency with oversight authority for these programs may be requested as necessary.

8. (Questions 3a, 3b, 3f, 3g, 3h, 3i, and 3r) Mr. Stephen Dixon disclosed that his wife is a Board Member of Appalachia Service Project (ASP) and that ASP may participate in HOME, CITC, THTF, and other THDA Programs now or in the future. In addition to the

requirements for Board members to refrain from voting and participation in discussion at committee and Board meetings on any topic that relates specifically to their disclosed indirect interest, waiver requests from the Federal agency with oversight authority for these programs may be requested as necessary.

9. (Question 10) Treasurer David Lillard disclosed that his son-in-law is employed by a company that owns properties in the THDA service area, but stated the son-in-law does not own any interest in, nor derives any economic interest from, the company's TN properties. In addition to the requirements for Board members to refrain from voting and participation in discussion at committee and Board meetings on any topic that relates specifically to their disclosed indirect interest, waiver requests from the Federal agency with oversight authority for these programs may be requested as necessary.

10. (Question 3r) Mrs. Eva Angelina Romero disclosed that in her work as a real estate broker, buyers may choose to participate in THDA homebuyer programs. In addition to the requirements for Board members to refrain from voting and participation in discussion at committee and Board meetings on any topic that relates specifically to their disclosed indirect interest, waiver requests from the Federal agency with oversight authority for these programs may be requested as necessary.

11. (Question 3f) Mr. Grady Vanderhoofven disclosed that his employer, 3Roots, has made loans to a development company that has a business relationship with THDA, but clarifies that 3Roots has never made a loan to a THDA-related project and that he has not co-invested with the development company on a THDA-related project. In addition to the requirements for Board members to refrain from voting and participation in discussion at committee and Board meetings on any topic that relates specifically to their disclosed indirect interest, waiver requests from the Federal agency with oversight authority for these programs may be requested as necessary.

<u>SUMMARY OF INTERESTS DISCLOSED</u>

The following is a summary of interests disclosed by Board members in their 2025 Disclosure Forms:

1. Ms. Katie Armstrong – Family member is employed in the marketing department of a real estate company. Personal banking relationships with financial institutions that may be THDA Originating Agents.

2. Mr. Jim Bryson – Personal banking relationships with financial institutions that may be THDA Originating Agents.

3. Mr. Christian Cervantes – None.

4. Mr. Corey Divel – Although not holding an official position with Knoxville Habitat, has worked with Knoxville Habitat and Sevier County leaders to expand Habitat's service area and has worked with local officials to donate a city-owned lot to Habitat.

5. Mr. Stephen Dixon –Employed by a financial institution that is a THDA Originating Agent and may have customers participate in THDA programs and/or receive funding through grants or LIHTC program. Wife is a Board Member of an organization that may receive funding or participate in THDA programs, including HOME, CITC, THTF, or other THDA programs now or in the future. Personal banking relationships with financial institutions that may be THDA Originating Agents.

6. Mr. Tre Hargett – Maintains a financial interest, as a shareholder, in an organization that originates THDA mortgage loans. Personal banking relationships and investments with financial institutions that be THDA Originating Agents.

7. Ms. Maeghan Jones – None.

8. Mr. David Lillard – Personal banking relationship with financial institutions that may be THDA Originating Agents. Son-in-law is employed by a development company that owns properties in the THDA service area, but that son-in-law does not own any interest in, or derive any economic interest from, the development company's TN properties.

9. Mr. Michael Miller – Owner/landlord for tenants who have Section 8 Rental Assistance vouchers.

10. Mr. Rob Mitchell – Personal banking relationship with financial institutions that may be THDA Originating Agents. Personal and professional relationships with THDA.

11. Mr. Jason Mumpower – Personal banking relationship with financial institutions that may be THDA Originating Agents.

12. Mr. Rick Neal - Employed by, and maintains personal banking relationships with, a financial institution that may be a THDA Originating Agent. Employer is an investor and finances developments utilizing HOME, LIHTC, TEMFBA, CITC and other programs provided by THDA.

13. Ms. Sara Queirolo – Personal banking relationship with financial institutions that may be THDA Originating Agents.

14. Ms. Eva Angelina Romero - Employed as licensed Real Estate Broker Realtor and shares information related to THDA products to potential homebuyers.

15. Mr. Hancen Sale – Serves as an uncompensated member of the Board of Directors for two organizations that currently utilize, or in the past have utilized, HOME, LIHTC, Homebuyer Education, CITC, THTF Competitive Grant, THTF Capacity Building Pilot, Down Payment Assistance, and New Start Loan Programs, including one organization that develops single family housing.

16. Mr. Alex Schuhmann – None.

17. Mr. Daniel Springer - Personal banking relationship with financial institutions that may be THDA Originating Agents.

18. Mr. Grady Vanderhoofven – Employed by a community development financial institution that works with banks that utilize CITC. Employer has made loans to a development company that has a business relationship with THDA, but has never made a loan to a THDA-related project nor has Mr. Vanderhoofven co-invested with the development company on THDA-related projects. Personal banking relationships with financial institutions that may be THDA Originating Agents.

SUMMARY OF PROGRAM DISCLOSURES

Mr. Corey Divel disclosed indirect interests in THTF-Habitat for Humanity.

Mr. Stephen Dixon disclosed indirect interests in HOME, CITC, THTF Competitive Grants, THTF Housing Modification, THTF ERP and other THDA Programs.

Mr. Michael Miller disclosed indirect interests in S8HCV.

Mr. Rick Neal disclosed indirect interests in LIHTC, HOME, TEMFBA, and CITC.

Mrs. Eva Angelina Romero disclosed indirect interests in THDA Homebuyer Programs.

Mr. Hancen Sale disclosed indirect and incidental interests in LIHTC, HOME, Homebuyer Education Program. CITC, THTF Competitive Grants, New Start Loan Program, and contracting and inspection services.

Mr. Grady Vanderhoofven disclosed indirect interests in CITC.

JRR/BB

Tennessee Housing Development Agency

Andrew Jackson Building Third Floor
502 Deaderick St., Nashville, TN 37243

Bill Lee
Governor

Ralph Perrey
Executive Director

TO: **Audit and Budget Committee**
FROM: **Jason Redd, Director of Internal Audit**
Bruce Balcom, Chief Legal Counsel
DATE: **November 2, 2026**
SUBJECT: **2026 Potential Conflicts of Interest Disclosure Report for Staff**

INTRODUCTION

We reviewed the disclosures made by all, but two, THDA staff for the fiscal year beginning July 1, 2026. This year all, but two, THDA staff members were asked to complete an electronic version of the long form Employee Disclosure of Out-side Employment and Personal Interests, (the "Disclosure Form"). The original responses are saved on THDA servers and are open for public inspection, upon written request, during regular THDA business hours. Two staff members are on maternity leave and currently have their computer privileges suspended from accessing THDA servers.

TCA § 13-23-128 and the Staff Disclosure Policy originally adopted on March 19, 1992, as subsequently revised, (the "Staff Disclosure Policy"), require that, in addition to disclosing potential conflicts annually, any disclosure is to be noted in the official THDA minutes. Persons with potential conflicts or indirect interests that create an apparent conflict even if there is no prohibited interest are to refrain from discussion or participation in THDA activity in connection with the identified conflict. None of the disclosures made by employees indicated a conflict resulting from prohibited interests under TCA § 13-23-128(a) or the Staff Disclosure Policy. Even where no conflict exists, staff members must refrain from any appearance of impropriety as required by the THDA Code of Conduct adopted by the THDA Board of Directors March 15, 2007 as amended on September 22, 2015 and September 28, 2021.

The specific items mentioned below are tied to question numbers from the Disclosure Forms completed by the employees.

NO OUTSIDE EMPLOYMENT DISCLOSED

The following individuals disclosed no outside employment as of the date of their respective 2026 Disclosure Form:

Aaron Toran	Aaron Walker	Abdulkhalik Abdi	Adam Houchens
Adrienne Nevin	Alba Jofre	Alina Truta	Alkena Woods
Amara Mattingly	Amber Atkins	Amber Crosby	Amber Holland
Amber Humphrey	Amy Garrick	Amy Gore	Amy Newport
Andrea Couch	Angel Cooper	Angela Martinez	Anna Maus
Ashley Willis-Griffin	Azem Papraniku	Baylee Guider	Bedg Clerveaux
Berih Awala	Bre Harvey	Brian LeBlanc	Briana Gardner
Brianna Atol	Bridget Jackson	Britny Booth	Brittany Pruitt
Brittney Davis	Bruce Balcom	Bryan Yoshino	Cassandra Ramsey
Chasidy Richardson	Chernae Saka	Cherelle Hooper	Christen Webb
Christina Wetzler	Christopher Marlin	Christy Hollingsworth	Chuck O'Donnell
Chuck Pickering Jr.	Ciera Booker	Connie Brewington	Connie Smith
Connie Stone	Coresa Ramey	Corey Boyce	Craig Stevens
Crystal Stafford	Cynthia Buntin	Dallisa Kilcrease	Damon Pallay
Dana Allen	Dani King Brickman	Danna Wright	Dareyl Adams
David Taylor	Dawn Fielder	Debra Murray	Denise Hutchinson
Denisha Buckner	Diana Willett	Dodi Hopkins	Donessa Rhodes
Dorian Lowe	Ebun Odeyemi	Ed Clawson	Eric Alexander
Eric Crabtree	Eric Hall	Erica Holloway	Erin Hardy
Erin Lord	Felisha Nichols	Felita Hamilton	Fredina Martin
Gardleth Azurdia	Gary Goad	Gloria Morgan	Grace Crosthwaite
Harriet Nolen-Bonds	Harry Symlar	Hayden Harville	Heather Johnson
Heather Sells	India Whatley	Isaac Putnam	Jack Scott
Jahniqua Neely	Jaime Fox	Jamie Talley	Janie Harris-Brown
Jarreshea Tolliver	Jason Candido	Jason Cothron	Jason Ronnow
Java'e Bazemore	Jawon Lauderdale	Jennifer Carpenter	Jennifer Chilton
Jeremy Lenckus	Jessica Culpepper-Hilliard	Jill Hatleberg	Jodi Collins
Jodi Smith	Joe Bethel	Joe Kielar	Joe Prichard
Johnnie West	Joshua Thomas	Jre Jones	Juanita Hamilton
Julie Burnette	Julie Ridenour	Justine Oti-Obilor	Kala Snyder-Banister
Kathleen Norkus	Katie Edwards	Katie Ferguson	Katina Brewer
Keisha Smith-Hill	Kelly Dobbs	Kelly Murph	Kenyatta Mundy
Kenyell Chalmers	Kerry Maloney	Kevin Rogers	Kiesha Kidd
Kim Davenport	Kimberly Munson	Kimberly Otts	Kimberly Pillar
Kristy Allen	Kyle Cundiff	Kyle KasaKaitas	Kyle Kokes
LaMar Brooks	Langston Glass	Larecia Aldridge	LaToyya Moore
Laura Swanson	LeAnn Blankman	Leslie Frierson	Lethia Dowell
Lindsay Hall	Lindsay Kent	Lisa Brock	Lisa Shockley
Lisa Stover	LiSandra McLaurine	Lori Cannon	Lura Brady
Marcel Khalil	Marcella Ballard	Marissa Cornelious	Marlin Murphy
Marva Hemphill	Matt Harrison	Matt Kolb	Matthew Voll
Maureen Armstrong	Meg Palmer	Megan Culbreth	Melissa Clouatre
Melissa Staley	Michael Kokodynsky	Michael Prude	Michelle Lines
Mike Costa	Monica Rutherford	Montrice Brown-Miller	Narkeshia Stanton
Natasha McLaurine	Nicholas Roberson	Nicole Drinkwater	Nicole Lucas

Patrice Stewart	Patricia Matlock	Patrick Harrell	Precious Edmonds
Rachel Johnson	Ralph M. Perrey	Rashia Holmes	Rebekah Bicknell
Reggie Woodard	Rhonda Ronnow	Ricardo Moore	Robb Cagle
Robert Cline	Robert Kirtz	Robert Lucas	Russell Catron
Ryan Pridgeon	Samantha Myers-Miller	Samantha Thacker	Sandra Poarch
Sandra Taylor	Sara Gilles	Sarah Black	Sarah Turner-Brooks
Selena Jenkins	Sergio Aguilar	Shana Dotson	Shannon Ward
Sharee Pernell	Sharon Sass	Shay Carter	Shelby Cantrell
Shelia Crunk	Sherri Demonbreun	Sheryl Palmer	Sierra Crutcher
Sissy Brown	Stella Williams	Stephanie Bounds	Steven Dowdy
Tanisha Adesanya	Tanya Jackson	Tarah Prince	Terrah McCann
Tim Papraniku	Tim Robichaud	Timothy James	Tomas Rivera-Colon
Toni Fondren	Tonisha Howard	Tony White	Toumie Parrot
Trebia Johns	Trish Moon	Vanessa Dowdy	Victoria Daniels
Wade Nicks	Wendee Luman	Wendy Weaver	William Hereford
Yvonne Hall			

INCIDENTAL INTERESTS

1. (Question 19) The following individuals disclosed current or prior incidental, unrelated outside employment, business interests, or volunteer work for themselves as of the date of their respective 2026 Disclosure Form:

Aleisha Garrett	Alfreda Wilcox	Alonzo Davis	Amy Adams
Analisa Parker	Andrea Hudgins	Angela Hall	Ann Sanvee
Anna Carden	Benjamin Davis	Bill Lord	Cathy Salazar
Charity Williams	Charles Goodrich	Cheri Ballinger	Chrys Kolinski Bruce
Courtney Carney	Daniella McNair	Darrell Robertson	Deepika Macherla
Dreama McClellan	Emily Kelley	Fabiola Caferri	Gayle Safeeullah
Heather Reynolds	Hillary Gonzalez-Craig	Hulya Arik	Jason Redd
Jeboria Scott	Jenia Tortora	Jennifer Green	Jessalynn Miller
Jessie Hu	Jimmie Plummer	Jonthany Taylor	Josh McKinney
Kandice Wallace	Katie Moore	Kendra Richardson-Love	Kimberly Davis
Krystian Sanders	LaFonda Rogers	Larisa Stout	Leigh Ann Freeman
Lisa De Araujo Jorge	Maree Emberton	Martha Finch	Megan Husmann
Michell Bosch	Nathan Ward	Nekishia Potter	Nikki Finley
Nneka Onyirioha	Pasquel McLeod	Quinton Hickman	Rachel Agee
Rebecca Anderson	Rebecca Carter	Sarah Thomas	Sharon Putnam
Sherry Folk	Shonte Walton	Stephen Chinique	Tara Willoughby
Tonja Flanigan	Velma Jackson	Wayne Beard	Wayne Bennett
Yasmine Owens	Zee Heslop-Randle		

According to the Staff Disclosure Policy, the disclosures made by the individuals on the list above are considered incidental and do not require specific announcement or non-participation. In addition, it is assumed that all THDA staff have some relationship with financial institutions or other businesses that could interact with THDA, however, unless disclosed otherwise, this connection is considered incidental.

2. (Questions 10, 11, 12, 17 & 18) The following individuals disclosed incidental, personal relationships with THDA employees, THDA board members, or persons or entities who do business with THDA:

Amy Adams	David Taylor	Felita Hamilton	Jennifer Green
Kandice Wallace	Kimberly Davis	Larisa Stout	Martha Finch
Michelle Lines	Stephen Chinique		

3. (Questions 5, 8, 9, 10 & 11) The following individuals disclosed that they or family members participate as either landlords or tenants in the Section 8 Program, but that the vouchers are administered by other Housing Authorities:

Aleisha Garrett	Baylee Guider	Chrys Kolinski Bruce	LaFonda Rogers
Marcel Khalil	Patrice Stewart		

4. (Question 6) The following individual disclosed that they participate as landlord in the Section 8 Program, and the voucher is administered by THDA.

LaFonda Rodgers			

According to the Staff Disclosure Policy, the disclosures made by the individual on the list above are considered incidental and do not require specific announcement or non-participation.

INDIRECT INTERESTS

Unless otherwise noted, the indirect interests disclosed by THDA staff members and discussed below are permissible under TCA § 13-23-128 and the Staff Disclosure Policy so long as the relevant staff member refrains from discussion and participation in connection with the particular indirect matter disclosed.

1. (Questions 1, 12 & 13) The following individuals disclosed that they have THDA loans:

Angel Cooper	Eric Crabtree	Erin Hardy	Jonthany Taylor
Kimberly Pillar	Megan Culbreth	Patrice Stewart	Timothy James
William Hereford			

The Staff Disclosure Policy specifically permits THDA staff members to become THDA borrowers so long as the staff member qualifies through an Originating Agent and meets THDA program requirements. In addition, the THDA staff member involved should have no responsibility for loan approval or loan administration issues as they relate to their loan. They should also refrain from discussing the matter with other THDA staff members.

2. (Question 12) The following individuals disclosed they own stock in a financial institution(s) that may be THDA Originating Agents, or who otherwise may do business with THDA:

Mike Costa			

3. (Question 19) Mr. Darrell Robertson disclosed that he is a realtor. Mr. Robertson has been instructed and has signed a statement indicating his agreement that he will not represent a buyer or seller attempting to finance a purchase or sale through a THDA loan. His license is active only to be used to stay on top of market conditions and changes in the industry as it relates to his duties.

4. (Question 12) Ms. Rhonda Ronnow disclosed she has her NMLO license. This license is not active as Ms. Ronnow has to be employed by a lender. Ms. Ronnow has been instructed to disclose any changes with the status of her NMLO license.

5. (Question 19) Ms. Denise Hutchinson has an expired real estate license. Ms. Hutchinson has been instructed to disclose any changes with the status of her real estate license.

6. (Question 6) Ms. LaFonda Rogers disclosed she is owner of Fonda Investment Group, LLC and has rental property.

7. (Questions 18 & 19) Ms. Jennifer Green disclosed that she is a former employee of Mortgage Investors Group.

8. (Question 19) Ms. Pasquel McLeod has a retired real estate license. Ms. McLeod has been instructed to disclose any changes with the status of her real estate license.

9. (Question 12) Ms. Mary Shannon Ward disclosed she has her NMLO license. This license is not active as Ms. Ward has to be employed by a lender. Ms. Ward has been instructed to disclose any changes with the status of her NMLO license.

10. (Questions 3, 4 & 12) Mr. Stephen Chinique disclosed he has a stock portfolio that includes investments into some businesses that have relations with THDA.

11. (Question 12) Ms. Megan Husmann disclosed that she is a realtor. Ms. Husmann has been instructed and has signed a statement indicating her agreement that she will not represent a buyer or seller attempting to finance a purchase or sale through a THDA loan.

12. (Question 12) Mr. Jimmie Plummer disclosed he has his NMLO license. This license is not active as Mr. Plummer has to be employed by a lender. Mr. Plummer has been instructed to disclose any changes with the status of his NMLO license.

13. (Question 12) Ms. Shonte Walton disclosed that she is a realtor. Ms. Walton has been instructed and has signed a statement indicating her agreement that she will not represent a buyer or seller attempting to finance a purchase or sale through a THDA loan.

14. (Question 4) Ms. Dana Allen was a recipient of the LIHEAP funding prior to employment with THDA.

15. (Question 12) Ms. Kandice Wallace disclosed that she is a realtor. Ms. Wallace has been instructed and has signed a statement indicating her agreement that she will not represent a buyer or seller attempting to finance a purchase or sale through a THDA loan.

INDIRECT INTERESTS OF FAMILY MEMBERS

Unless otherwise noted, the indirect interests disclosed by THDA staff members with respect to **family members** discussed below are permissible under TCA § 13-23-128 and the Staff Disclosure Policy, so long as the relevant staff member refrains from discussion and participation in connection with the disclosed matter.

1. (Question 16) The following individuals disclosed that relatives or close associates are employed by THDA:

Amber Crosby	Azem Papraniku	Bill Lord	Darrell Robertson
Denise Hutchinson	Erin Lord	Jason Ronnow	Montrice Brown-Miller
Nicole Lucas	Rhonda Ronnow	Robert Lucas	Tim Papraniku

2. (Questions 5 & 14) The following individuals disclosed that relatives or close associates have THDA loans:

Bill Lord	Chrys Kolinski Bruce	LaMar Brooks	Leslie Frierson
Rebekah Bicknell	Yvonne Hall		

Since the Staff Disclosure Policy permits staff members to become THDA borrowers, relatives of THDA staff members should also be eligible to become THDA borrowers so long as they qualify through an Originating Agent and otherwise meet THDA program requirements. In addition, the THDA staff member involved should have no responsibility for loan approval or loan administration issues as they relate to their relatives. They should also refrain from discussing the matter with other THDA staff members.

3. (Questions 5, 6, 8, 9 & 11) The following individuals disclosed that family members participate or have applied to participate in the Section 8 Program administered by THDA either as tenants or landlords:

Amber Humphrey	Christy Hollingsworth	Dreama McClellan	LaFonda Rogers
Narkeisha Stanton	Velma Jackson		

These individuals should have no responsibility with respect to administering the Section 8 program as applied to their relatives who participate in the program as tenants or landlords.

Other THDA staff members in their respective field offices should be responsible for administering the Section 8 Program as applied to the relatives of these individuals.

4. (Question 12) The following individuals disclosed that family members own stock in, or are employed by financial institutions that may be THDA Originating Agents, or who otherwise may do business with THDA:

Jennifer Carpenter	Meg Palmer	Mike Costa	Patricia Matlock

These individuals should have no direct responsibility for originating or servicing loans from family members' financial institutions if the family members are directly responsible for origination functions. Other THDA staff members should handle these loans.

5. (Questions 5, 12 & 18) The following individuals disclosed that family members are Realtors, builders, contractors or otherwise involved in housing that could be sold to persons obtaining or attempting to obtain financing through THDA:

Ashley Willis-Griffin	Charity Williams	Jodi Collins	Rebekah Bicknell

6. (Questions 4, 5, 8, 11, 12, 16, 17 & 18) The following individuals disclosed other indirect interests of a family member as noted:

Ms. Hulya Arik – Husband, Mr. Murat Arik, is the Director of the Business & Economic Research Center (BERC) at MTSU. The center has a contract to prepare the Quarterly Tennessee Housing Market Report for THDA. Ms. Arik is not involved with any activities related to this contract.

Mr. Bruce Balcom – Stepson, Mr. Wolfgang Wozniak, resides in Ryman Lofts, a tax credit property.

Ms. Dallisa Kilcrease – Sister-in-law, Ms. Dianne Tucker resides in Trevecca Towers, a tax credit property.

Ms. Amy Newport – Husband, Mr. Michael Newport, is a Parole Hearing Officer for the Board of Parole. THDA processes TDOC funding for ex-offenders in the Re-Entry Housing Program (RHP).

Mr. Bill Lord – Wife, Ms. Kristin Lord is the Chief Operating Officer, Murfreesboro Housing Authority.

Ms. Erin Lord – Stepmother, Ms. Kristin Lord is the Chief Operating Officer, Murfreesboro Housing Authority.

Ms. Velma Jackson – Mother, Ms. Mary Tate, and brothers, Mr. Cornelius Kemp and Mr. John Smith, are recipients of the LIHEAP funding.

Ms. Kendra Richardson-Love – Son, Mr. Kaylon Love, is a recipient of the LIHEAP funding.

Ms. Larisa Stout – Husband, Mr. Faron Stout, works for Patrick Carpenter Agency selling insurance.

Ms. Aleisha Garrett – Ex-husband, Mr. Christopher Carr, is a property manager at Cane Creek Apartments which is part of THDA's Low Income Housing Tax Credit (LIHTC) property portfolio.

Ms. Angel Cooper – Cousin, Ms. Rebecca Zastrow works for MDHA.

Ms. Cheri Ballinger – Sister, Ms. Rebecca McDonald, works for Catholic Charities of Maury County which intend to apply for HOME ARP Supportive Service funding.

Mr. Marcel Khalil – Parents, Mr. Monir Flloubos and Ms. Nadia Kamel, are a recipient of the LIHEAP funding.

Ms. Patrice Stewart – Mother, Ms. Irma Robins, is a recipient of the LIHEAP funding.

Ms. Jodi Collins – Brother, Mr. Spencer Poindexter, works as a Maintenance Technician for Formidable – Alluvian Terrace a Tax Credit Property.

Under the Staff Disclosure Policy, these interests are considered indirect, therefore, specific disclosure and non-participation is required.

FEDERAL PROGRAMS

As noted above, several THDA staff members disclosed interests of family members under the Section 8 Program that may rise to the level of a conflict under the Section 8 regulations for which a waiver may be needed. A determination will be made as to whether a waiver is needed and, if so, one will be requested.

JR/BB

Bond Finance Committee

Tennessee Housing Development Agency

Andrew Jackson Building Third Floor
502 Deaderick St., Nashville, TN 37243

Bill Lee
Governor

Ralph Perrey
Executive Director

Bond Finance Committee Meeting Agenda

Tuesday, November 17, 2026, at 10:00am CT
Nashville Room, Tennessee Towers
312 Rosa L. Parks Avenue, 3rd Floor
Nashville, TN 37243

A. Approval of Bond Finance Committee Meeting Minutes-September 15, 2026*

B. Committee Item *(* items require committee vote)*

1. Debt Management Policy Amendment – 2026*
2. Municipal Advisor Contract Renewal – 2026*

Committee Members:

Rick Neal (Chair)
Commissioner Jim Bryson
Secretary Tre Hargett
Treasurer David Lillard
Comptroller Jason Mumpower

EQUAL HOUSING OPPORTUNITY

- DRAFT -

TENNESSEE HOUSING DEVELOPMENT AGENCY

BOND FINANCE COMMITTEE

September 15, 2026

Pursuant to the call of the Chair, the Bond Finance Committee of the Tennessee Housing Development Agency ("THDA") Board of Directors (the "Committee") met on Tuesday, September 15, 2026, at 10:11 AM CT at the William R. Snodgrass Tennessee Tower, Tennessee Room, 312 Rosa L. Parks Ave, Nashville, TN 37243.

The following Committee members were present in person: Rick Neal (Chair); Secretary Tre Hargett; Sara Queirolo (for Treasurer David Lillard); Alex Schuhmann (for Commissioner Jim Bryson); and Katie Armstrong (for Comptroller Jason Mumpower). Other Board Members present were: Stephen Dixon; Rob Mitchell; Hancen Sale; Eva Romero; Maeghan Jones; Corey Divel; Grady Vanderhoofven; and Micheal Miller. Absent was Dan Springer.

Recognizing a quorum present, Chair Neal called the meeting to order at 10:11 AM CT. For the first order of business, Chair Neal called for the consideration and approval of the July 28, 2026, Committee meeting minutes. Upon motion by Secretary Hargett, second by Ms. Queirolo, and following a vote with all members identified as present voting "yes", the motion carried to approve the July 28, 2026, minutes.

Chair Neal indicated the next item for consideration was the Comprehensive Fiscal Year 2027-2028 Budget as presented by Michell Bosch, Chief Finance Officer in the Audit and Budget Committee Meeting. Upon motion by Secretary Hargett, seconded by Ms. Queirolo and a vote with all members identified as present voting "yes", the motion carried to recommend approval of the Comprehensive Fiscal Year 2027-2028 Budget to the Bond Finance Committee.

Chair Neal indicated the last item for consideration was Bond Issue 2026-3 and the approval of the Plan of Financing, the Authorizing Resolution, including the form of Supplemental Resolution and the Reimbursement Resolution. Bruce Balcom, THDA Chief Legal Counsel, described the documents to be considered and explained how the authorization to be approved by the Committee for Bond Issue 2026-3, in an amount not to exceed $150,000,000, complied with THDA's Debt Management Policy, and included recommendations regarding bookrunning senior manager and rotating co-manager based on information provided in a separate memo dated August 17, 2026, by CSG Advisors Incorporated ("CSG"), financial advisor for THDA. Upon motion by Ms. Queirolo, second by Mr. Schuhmann and a vote with all members identified as present voting "yes", the motion carried to approve the plan of financing, and to recommend approval of the remaining documents, including the Reimbursement Resolution.

There being no further business, Chair Neal adjourned the meeting at 10:13 AM CT.

Respectfully submitted,

Kayla Carr,
Assistant Secretary

Approved this 17th day of November, 2026

Tennessee Housing Development Agency

Debt Management Policy

Approved November 29, 2011
Amended July 29, 2014, May 24, 2016

Formatted: Font: 11 pt
Formatted: Font: 11 pt
Formatted: Font: 11 pt
Formatted: Font: 11 pt
Formatted: Font: 11 pt

Tennessee Housing Development Agency
Debt Management Policy

Table of Contents

I. Background 1
II. Purpose 1
III. Goals and Objectives 1
IV. Long-Term Financial Objectives 2
V. Long-Range Financial Planning 2
VI. Finance Team 2
VII. Conflicts 4
VIII. Statutory Debt Limit 4
IX. Schedule of Financing 4
X. Bond Issue Planning, Method of Sale, Structuring, and Execution 4
XI. Investment of Proceeds ..... 6~~6~~
XII. Debt Issuance Review 6
XIII. Initial and On-going Federal Compliance 6
XIV. Short-Term Financings 6
XV. Types of Bonds 7
XVI. Refunding Bonds 9
XVII. Redemptions 9
XVIII. Transparency 9
XIX. Interest Rate and Forward Agreements 10
XX. Conduit Debt 10
XXI. Variable Rate Debt 10
XXII. Taxable Debt 10
XXIII. State Moral Obligation Pledge 11
XXIV. Adoption and Amendment 11

Formatted: Font: (Default) Times New Roman, 12 pt

Formatted: Font: 11 pt

Tennessee Housing Development Agency
Debt Management Policy

Approved November 29, 2011
Amended July 29, 2014, May 24, 2016

I. Background

The Tennessee Housing Development Agency ("THDA") is a body, politic and corporate, and a political subdivision and instrumentality of the State of Tennessee ("State"). THDA was established under TCA Section 13-23-101 et seq. for the purpose, among other things, of raising capital through the issuance of its bonds and notes to assure a steady flow of production of new housing units for lower and ~~moderate income~~moderate-income persons and families. THDA's mission is to create safe, sound, and affordable housing opportunities across the State by providing competitive interest rates on a variety of mortgage loan products approved by THDA's Board of Directors ("Board"). ~~THDA's mortgage loans, resulting revenues, and any other assets under THDA's bond resolutions are pledged assets for the payment of principal and interest on THDA bonds~~.

The Bond Finance Committee of the Board ("BFC") is responsible for, among other things, overseeing THDA debt issuance. In this capacity, the BFC approves a Plan of Financing for each THDA bond issue and recommends the proposed debt issuance transaction to the Board for consideration. Upon the Board's authorization, the sale of the debt proceeds under BFC oversight. The BFC is also authorized to approve the pricing of a debt issuance on behalf of THDA. The Secretary of the BFC, subject to this Debt Management Policy ("Policy") and other policies of the Board and the BFC, is responsible for the execution of all matters relating to the issuance and servicing of the debt of THDA.

THDA debt is payable solely from ~~the~~ mortgage loan revenues and~~or~~ other assets of THDA, available therefore and pledged to the bondholders under the terms of THDA's general bond resolutions. THDA debt is not a debt, liability, or obligation of the State or of any other political subdivision of the State. THDA debt is not secured by a pledge of the full faith and credit of the State or of any other political subdivision of the State.

II. Purpose

In December 2010, the Tennessee State Funding Board adopted a statement on debt management directing governmental entities in Tennessee to draft and adopt their own debt management policies. All public entities incurring or issuing debt, including THDA, are required to adopt a debt management policy by January 1, 2012. This Policy provides clear objectives for THDA's debt transactions, ~~and~~ transparency and commitment to long-term financial planning. ~~as to what is being considered, including the associated cost and risks.~~ It also establishes requirements to ~~assist in avoiding~~ mitigate conflicts of interest.

III. ~~Policy~~Goals and Objectives

THDA's goal is to raise capital to maintain a steadily available supply of funds to finance its mortgage loan programs at cost levels that provide competitive, fixed interest rate mortgage loans that benefit low and moderate income families, while maintaining or improving THDA's overall financial strength and flexibility, managing associated risks and complying with all applicable federal and state laws.

To achieve this goal, THDA will:

1. Maintain a conservative approach relative to debt financing and financial decisions~~.~~ to promote prudent financial management and to minimize the cost of debt.

2. Maintain at least a ~~five-year~~five-year Strategic Financial Plan, with at least annual updates, inclusive of the ~~general~~ long-term financial objectives as set forth in this Policy, which may ~~change~~ evolve in response to economic and other factors.

3. Maintain a debt management policy that provides for ~~optimally structured~~optimally structured financing options, ~~giving consideration to~~considering associated risks of debt structure components and current market conditions, while enabling broad distribution capabilities, both to institutional and retail investors.

4. Maintain compliance with requirements of the Internal Revenue Code of 1986, as amended (the "Code"), as applicable to THDA's bonds and mortgage loans financed with the proceeds of such bonds.

IV. Long-Term Financial Objectives

1. Maintain financial self-sufficiency.

2. Effectively balance the use of financial resources to fund mortgage loans and other initiatives that fulfill THDA's statutory purpose and mission without compromising THDA's financial strength.

3. Maintain or improve the current credit ratings for the bonds issued under each THDA bond resolution.

4. Maintain financial flexibility.

5. Whenever possible, maximize yield spread on qualified mortgage bonds under IRC § 143(g)(2) (1.125%) between mortgage loan interest rates and the cost of debt to provide program and operational sustainability and resources for other investments in affordable housing.

6. Effectively balance financial creativity and risks.

~~7. Whenever possible, seek to reduce the extent of the State's moral obligation pledge with respect to THDA debt.~~

V. Long-Range Financial Planning

THDA will maintain a ~~five-year~~five-year Strategic Financial Plan (Plan) to be used as a liquidity analysis tool for decision-making purposes. At a minimum, this Plan will incorporate projections and assumptions for mortgage loan production, resources (including, but not limited to volume cap, tax-exempt debt, and taxable debt), costs and expenses of anticipated debt issuance, other housing program and operational liquidity needs, and liquidity and balance sheet analyses to assess the long-term financial position of THDA. The Plan will be developed and maintained by THDA in cooperation with the ~~Financial~~ Municipal Advisor and the ~~Office of State and Local Finance~~Division of State Government Finance and will incorporate the financial objectives listed in this Policy. THDA anticipates at least annual updates to the Plan.

VI. Finance Team

THDA will maintain a team of finance professionals consisting of internal and external experts for the purpose of executing and maintaining debt financings and other financings as may be approved by the Board. The team will include THDA staff (including at least the THDA Executive Director, Chief Legal Counsel and Chief Financial Officer), underwriters (when appropriate), Bond Counsel, underwriter's counsel (when appropriate), ~~Financial~~ Municipal Advisor, and ~~Office of State and Local Finance~~Division of State Government Finance staff.

All non-employee professionals engaged in the THDA debt issuance process shall clearly disclose all compensation and consideration received related to services provided in the THDA debt issuance process. This includes "soft" costs or compensations in lieu of direct payments.

The time period over which Bond Counsel, ~~Financial~~ Municipal Advisor, and potential underwriters serve shall end in staggered fiscal years in order to avoid disruption by either transition or selection processes. Contracts or agreements, if any, shall reflect such terms.

Bond Counsel: THDA shall enter into an engagement letter agreement with each lawyer or law firm representing THDA as bond counsel and/or tax counsel in a debt transaction. Bond Counsel shall be selected by the BFC pursuant to a Request for Proposal Process primarily weighted towards qualifications and price. Bond Counsel shall serve for ~~a stated period of time~~5 years, unless the contract is terminated as per the agreement. The Bond Counsel team shall include at least one lawyer who is licensed to practice in Tennessee and who is involved in all analysis and opinions on debt regarding the Tennessee Constitution and Tennessee law arising in the course of Bond Counsel's engagement.

Formatted: Highlight

~~*Financial*~~*Municipal Advisor*: THDA shall utilize the services of an independent ~~financial~~ municipal advisor, who is registered with the ~~Securities and Exchange Commission ("SEC") and the~~ Municipal Securities Rulemaking Board ("MSRB") as a registered municipal advisor. The ~~Financial~~ Municipal Advisor shall enter into a written agreement with the ~~Office of the Comptroller of the Treasury~~THDA for debt management and transaction services for ~~a stated~~ 5 years, unless the ~~Office of the Comptroller~~THDA contract is terminated as per the agreement. ~~period of time~~, ~~however,~~ T~~t~~he ~~Financial~~ Municipal Advisor shall have a fiduciary responsibility to THDA. The ~~Financial~~ Municipal Advisor shall be selected by the Board pursuant to a Request for Proposal Process primarily weighted towards qualifications and price. The ~~Financial~~ Municipal Advisor shall have demonstrated expertise in providing financial advice on housing related debt and financial planning on projects of state housing finance agencies, completely independent of the underwriting of municipal securities by banks and securities dealers.

Formatted: Font color: Red

~~Whether in a competitive or negotiated sale, a financial advisor shall not bid on, privately place or underwrite a THDA debt issue if it is or has been providing advisory services for the same THDA debt issue.~~No municipal advisor of THDA may also be included in the current approved (underwriter) selling group for THDA.

Underwriter: THDA shall utilize the services of a pool of potential underwriters for a stated ~~period of time~~3 years for negotiated sales unless the BFC extends the current designations, or a new group is needed due to a previously approved firm exiting or discontinuing support to THDA for municipal underwriting business. BFC shall select underwriters in the syndicate group, pursuant to a Request for Proposal/Request for Qualifications Process primarily weighted toward qualifications. Each lead underwriter in a negotiated sale shall ~~clearly identify itself in writing~~provide all required written disclosures in accordance with MSRB Rule G-17, ~~e.g.~~i.e.., ~~in a response to a request for proposals or in promotional materials provided to THDA as an underwriter~~confirming the underwriters are acting as an arm's-length commercial counterpart, not as a fiduciary nor ~~and not as a financial~~ as a municipal advisor. ~~from the earliest stages of its relationship with THDA with respect to that issue~~. ~~Each underwriter must clarify its primary role as a purchaser of securities in an arm's–length commercial transaction and that it has financial and other interests that differ from those of THDA.~~ In the context of negotiated sales, THDA will evaluate structuring or other proposals only from members of its syndicate pool of underwriters. ~~Underwriters may include senior managers (including a bookrunning senior manager), co-managers and selling group members, all as determined by the BFC.~~

Underwriter's Counsel: While underwriter's counsel is part of the financing team in connection with a negotiated bond issuance, such counsel is selected by the bookrunning senior manager with input from the BFC.

Trustee: The BFC through the ~~Office of State and Local Finance~~Division of State Government Finance, shall ~~periodically~~ review and evaluate the performance of the Trustee every 5 years and report its findings to the Board.

VII. Conflicts

Professionals involved in a debt transaction hired or compensated by THDA shall disclose to THDA existing client and business relationships between and among the professionals to a transaction (including but not limited to ~~financial~~Municipal advisor, swap advisor, bond counsel, swap counsel, trustee, paying agent, underwriter, other counterparty, and remarketing agent), as well as conduit issuers, sponsoring organizations and program administrators. This disclosure shall include that information reasonably sufficient to allow THDA to appreciate the significance of the relationships.

Professionals who become involved in the debt transaction as a result of a bid submitted in a widely and publicly advertised competitive sale conducted using an industry standard, electronic bidding platform are not subject to this disclosure. No disclosure is required that would violate any rule or regulation of professional conduct.

VIII. Statutory Debt Limit

THDA shall not issue bonds and notes in an aggregate principal amount that at any one time exceeds the statutory debt limit established in TCA Section 13-23-121. No less than annually, THDA staff shall assess THDA's potential of reaching this limit within a ~~24 month~~24-month period following the assessment. ~~THDA staff shall communicate this assessment to the BFC and Board~~.

IX. Schedule of Financing

Pursuant to TCA Section 13-23-120(e), THDA shall submit a Schedule of Financing to the State Funding Board, prior to the beginning of each fiscal year of the State. The Schedule of Financing will be THDA's best estimate of the financings required for the upcoming fiscal year and will contain the required information as set forth in the statute. The Schedule of Financing will contain assumptions as necessary to understand the proposed financings and resources.

X. Bond Issue Planning, Method of Sale, Structuring, and Execution

THDA's general strategy is to determine the par amount of bonds to be issued based on financing three to four months of mortgage loan production and the availability of refunding opportunities. However, the size and timing of a particular bond issue may vary depending on mortgage loan production levels, other programmatic ~~requirements~~requirements, or current market conditions.

Before a bond issue is authorized, THDA staff will monitor mortgage loan production, available resources, and market conditions and provide such information to ~~Financial~~Municipal Advisor and the ~~Office of State and Local Finance~~Division of State Government Finance. When it is determined that authorization of a new bond issue is appropriate, whether for a new bond issue or an economic refunding, THDA staff in coordination with the Assistant Secretary of the BFC will prepare all authorizing documentation and circulate such documentation, along with necessary documentation from Bond Counsel and ~~Financial~~Municipal Advisor, to the BFC and the Board. The ~~Financial~~Municipal Advisor will prepare memoranda containing information about market conditions and various recommendations, including method of sale and possible bond issue size. All authorizing documentation and memoranda, including, without limitation, a Plan of Financing which shall specify the expected costs of issuance, capitalized interest, interest rates, redemption terms, and all other items required by TCA Section 13-23-120(e)(4), will be submitted to the Board and BFC. Following approval of a Plan of Financing by the BFC and authorization of a debt issuance by the Board, the BFC will be authorized to proceed with the sale of debt obligations on behalf of THDA.

~~Since 2002, THDA debt issuance has occurred via negotiated sale.~~ THDA~~, however,~~ intends to consider the method of sale for each debt issuance on a ~~case by case~~case-by-case basis with consideration of a number of factors, including without limitation, the following factors:

- Complexity of the transaction, including whether the debt issuance incorporates structured bond components (such as planned amortization class bonds) and, generally, more complex redemption features.
- Including AMT or taxable components.
- Complexity of credit features, including multiple collateral pools and detailed loan portfolio histories, performance, and mortgage insurance characteristics.
- Importance of retail sales and institutional pre-marketing as part of the marketing plan.
- Volatility of bond market and other market conditions.
- Degree of investor concern about housing-backed transactions – especially secured by "whole loans."
- Confidence in the rating agencies' ability to evaluate structured credits.

While the above factors may favor negotiated sales, THDA reserves the right to consider the use of competitive sales at any time on a ~~case by case~~case-by-case basis. The determination of method of sale shall rest with the BFC with advice and recommendations from THDA staff, the ~~Office of State and Local Finance~~Division of State Government Finance staff and the ~~Financial~~Municipal Advisor.

Before pricing, THDA staff and the ~~Office of State and Local Finance~~Division of State Government Finance staff will consider bond structure options prepared by the ~~Financial~~Municipal Advisor and recommend the bond structure determined to be most beneficial to THDA based on bond yield, operations feasibility, programmatic considerations and other financial considerations. The ~~Office of State and Local Finance~~Division of State Government Finance staff will informally circulate the recommended bond structure to BFC members individually, or the Authorized Officer, as appropriate, and, with THDA staff and ~~Financial~~Municipal Advisor, address issues or concerns raised. Thereafter, THDA staff, ~~Office of State and Local Finance~~Division of State Government Finance staff, Bond Counsel and ~~Financial~~Municipal Advisor will ~~carry out~~conduct the pricing process, either competitive or negotiated, as determined by the BFC.

The ~~Financial~~Municipal Advisor will clearly communicate the benefits and risks of each bond type used in the bond structure options. The THDA staff and the ~~Office of State and Local Finance~~Division of State Government Finance staff will consult with ~~Financial~~Municipal Advisor, and the bookrunning senior manager for negotiated sales, to determine a pricing strategy designed to yield the best results given the then current market conditions.

For negotiated sales, the pricing will generally be handled by conference calls involving THDA staff, ~~Office of State and Local Finance~~Division of State Government Finance staff, ~~Financial~~ Municipal Advisor, as well as Bond Counsel and underwriters, as appropriate. THDA ~~staff~~ Chief Financial Officer and the ~~Office of State and Local Finance~~Division of State Government Finance staff, with the advice of the ~~Financial~~Municipal Advisor, will have primary responsibility for making pricing determinations ~~to be presented to the BFC for approval~~. ~~The~~ During live pricing, the ~~Financial~~Municipal Advisor will confirm the pricing is within the then current fair market rates and subsequently provide THDA staff and the ~~Office of State and Local Finance~~Division of State Government Finance staff with summary information regarding all pertinent aspects of a financing and ~~will make specific~~reaffirm recommendations ~~regarding the acceptance of a~~for pricing. This information, along with all other pertinent pricing documents, will be submitted to the BFC, which shall meet to ~~consider approval of~~review the debt sale, or, in the alternative, the BFC may delegate this responsibility to an Authorized Officer. ~~If the pricing is approved by the BFC, the results will be communicated to the Board.~~ A formal

Formatted: Space Before: 0 pt

Formatted: Not Highlight

Formatted: Not Highlight

Formatted: Not Highlight

post-sale analysis will be prepared by the ~~Financial~~ Municipal Advisor and ~~reviewed with~~submitted to the BFC. The post-sale analysis shall include sufficient information to permit the BFC to judge the performance of the underwriters. The results of the transaction will be communicated to the Board.

Formatted: Not Highlight

Formatted: Indent: Left: 0.64", First line: 0"

XI. Investment of Proceeds

The proceeds of each THDA bond issue shall be invested ~~as~~ within the allowable investments ~~provided~~ in each ~~series~~ resolution as amended and supplemented, ~~applicable to a particular debt issuance,~~ the relevant general resolution under which the debt issuance occurred, applicable state law, and the Tennessee Housing Development Agency Investment Policy dated September 14, 1993, as amended.

XII. Debt Issuance Review

The ~~Financial~~ Municipal Advisor will prepare a report in cooperation with THDA staff and the ~~Office of State and Local Finance~~Division of State Government Finance staff that shows the results of THDA's debt issuance and the performance of underwriters to be reviewed by the BFC on no less than an annual basis.

XIII. Initial and On-going Federal Compliance

THDA staff will work with Bond Counsel and ~~Financial~~ Municipal Advisor to ensure initial bond offerings comply with all applicable federal laws and program requirements. The THDA Executive Director, working with this group will be responsible for continued compliance with such federal laws and program requirements including, among other things, post issuance compliance, arbitrage rules, 10 Year and 32 Year rules, maintenance of records, and continuing disclosure requirements.

Secondary Market Disclosure: THDA is currently disseminating and presently intends to continue to disseminate information relating to its various single-family mortgage revenue bonds in accordance with the quarterly secondary market disclosure project sponsored by the National Council of State Housing Agencies. THDA has filed quarterly reports, beginning with the quarter ending June 30, 1994, with each then nationally recognized municipal securities information repository and currently with the MSRB through its Electronic Municipal Market Access ("EMMA") system. THDA also expects that its official statements, which contain audited financial information about THDA, with respect to debt issued under the General Residential Finance Program Bond Resolution ("2013 General Resolution"), the General Homeownership Program Bond Resolution ("1985 General Resolution"), and the General Housing Finance Resolution ("2009 General Resolution") will be filed with the MSRB through its EMMA system if and when debt is so issued. It is the present intent of THDA to continue making voluntary secondary market disclosure as described above.

Continuing Disclosure Undertaking: THDA shall include in each series resolution applicable to a particular debt issuance a continuing disclosure undertaking designed to meet the requirements of SEC Rule 15c2-12 ("Rule"), if and to the extent required by the Rule. Thereafter, THDA shall meet its continuing disclosure undertaking and comply with the Rule. Bond Counsel shall provide necessary guidance regarding requirements to be met and compliance with the Rule.

XIV. Short-Term Financings

Depending on market conditions, the availability of liquidity, or Board-approved housing programs, THDA may borrow funds on a short-term basis from a bank or other financial institution or entity. Before any such undertaking, THDA staff and the ~~Office of State and Local Finance~~Division of State Government Finance staff, together with ~~Financial~~ Municipal Advisor and Bond Counsel, as needed, will consult to determine the feasibility of such short-term borrowings and present to the BFC and Board the benefits, risks, and impact of such short-~~-~~term borrowings. In connection with short term financings, the Board may establish guidelines pursuant to which the Executive Director may cause

THDA to enter into any such short-term borrowing.

Any such borrowing may be secured by collateral consisting of mortgage loans or other assets of THDA to be specifically pledged ~~thereto, but~~thereto but may not be secured by the general obligation of THDA or be evidenced by a bond or note, unless approved by resolution of the Board. The BFC and Board shall approve the principal amount of such borrowings that may be outstanding at any one time. Tennessee law as set forth in TCA Section 13-23-121 will determine if any short-term borrowings will count against THDA's statutory debt limit.

XV. Types of Bonds

Pursuant to TCA Section 13-23-115(15), THDA is authorized to borrow money and to enter into debt for its authorized purposes. THDA debt may include bonds or notes which may be tax-exempt or taxable and secured by the general obligation of THDA, by specific revenues of THDA, by any combination thereof, or as may otherwise be provided in TCA Section 13-23-120(b). Under TCA Section 13-23-120(b), THDA may issue such types of bonds or notes as it may determine, including without limitation, the following:

1. ***Serial Bonds*** mature in such manner that principal amounts become due and payable on specified dates, usually every 6 or 12 months. Serial Bonds are Bonds of an issue in which some Bonds mature in successive years without interruption. Generally, Serial Bonds comprise the first 8 to 12 years of a bond issue and are sold to private individuals (retail).

2. ***Term Bonds*** come due in a single maturity at intervals of greater than one year after the last Serial Bond's maturity and usually comprise a large part of each particular issue. The Issuer usually agrees to make periodic payments into a sinking fund for mandatory annual or semiannual redemption of a portion of the Term Bonds before maturity or for payment at maturity. A housing Bond issue is generally structured with an intermediate Term Bond maturity around year 20 and a final Term Bond maturity in year 32 of the issue; other Term Bond maturities are often added which are designed at the request of major purchasers.

3. ***Floating (Variable) Rate Demand ("Lower Floater") Bonds*** are Bonds which bear interest at a floating rate, usually set every week by an investment banker (as remarketing agent) at the fair market rate for seven–day–maturity debt. Such Bonds can normally be tendered by the owner (strictly at its option) to a tender agent (usually the trustee) at par after giving seven days' notice; the Bonds are then remarketed to new investors by the investment banker, as remarketing agent. A bank typically agrees to buy tendered Bonds if they cannot be otherwise sold to new investors. These Floating Rate Demand Bonds are usually sold to money market funds.

4. ***Current Interest Bonds ("CIBs")*** are the most common type of housing Bonds. Interest is paid every six months until the Bond matures or is retired early from optional or mandatory redemption.

5. ***Zero Coupon Bonds***

    a. *Capital Appreciation Bonds ("CABs")*. Payment of the semiannual interest is deferred until maturity or redemption with Capital Appreciation Bonds. The payment made at maturity or on the redemption date consists of principal and compounded semiannual interest. CABs are sold to investors at a large discount and accrete to par value at maturity.

    b. *CAB Converters*. Interest on CAB Converters is deferred and semiannually until the Conversion Date—the date when the Bond converts to a current interest paying Bond and thereafter interest is earned and paid semiannually on the accreted value.

    c. CABs and CAB Converters both reduce interest cost by enabling the issue to be structured with lower interest rate Serial Bonds in the early years. Zero Coupon Bonds are sometimes priced at higher yields than Current Interest Bonds of the same maturity and generally require higher fees to bond ~~salesmen~~salespeople to be effectively marketed.

6. ***Original Issue Premium Bonds*** are fixed rate Bonds (sometimes PAC Bonds) sold at a price greater than 100% of their par value (the "premium"). The interest rates on Premium Bonds are somewhat higher than the rates on comparable Bonds sold at 100% of their par value, but when the premium is ~~taken into account~~considered, the effective interest cost to the Issuer is less than the interest cost on a traditional Bond.

7. ***Original Issue Discount ("OID") Bonds*** are Term Bonds sold at a price less than 100% of their initial par value. They are sold at a slightly lower yield and are used as a marketing device to institutional investors. OIDs sometimes require an Issuer contribution to the cash flows. They are rarely used for single–family Bonds due to the risk of early redemption at par from unexpended proceeds and prepayments.

8. ***Super Sinker Bonds*** are term Bonds which are redeemed before any other maturity from mortgage prepayments and, occasionally, excess revenues. While a super sinker will have a stated maturity of 10 to 20 years, the average life of a super sinker at 100% of the FHA mortgage prepayment experience will be approximately three to five years. A super sinker provides other Bonds in the issue with limited call protection because the super sinker is redeemed first. Super sinkers are priced at a lower yield than a regular Bond of the same stated maturity and are priced off their average life as opposed to their stated maturity. Super sinkers also require special rating agency cash flow stress tests. If the Bond issue receives prepayments at a rate less than 100% of the FHA experience, the actual average life of the Super Sinker Bonds will be extended. ~~This average life risk is borne by the buyers of the Super Sinkers~~The buyers of the Super Sinkers bear this average life risk.

9. ***Planned–Amortization Class Bonds ("PACs")***, typically used only in a single family issue, are a type of Super Sinker Bonds in that they are the first Bonds within the Bond issue to be called from mortgage prepayments, but unlike Super Sinkers there is a limit on how quickly they can be redeemed. PACs may also have a stated maturity of 10 to 30 years, but based on a specified Securities Industry and Financial Markets Association, ~~("SIFMA")~~ formerly Public Securities Association (PSA), PSA mortgage prepayment speeds, their average life is approximately three to five years. PACs are priced at a lower yield than a regular Bond of the same stated maturity and are priced off their average life as opposed to their stated maturity. If the average life is determined at a percentage of the PSA ~~SIFMA~~ standard prepayment ~~rates~~speed model, prepayments above that amount are allocated to redeem Bonds other than the PAC Bonds. If the bond issue receives prepayments at a rate less than the predetermined PSA ~~SIFMA rate~~speed, the actual average life of the PAC Bonds will be extended. However, if the prepayments are higher than the predetermined of the ~~SIFMA~~ PSA ~~rate~~speed, the average life is not reduced. Thus, the average life of the PAC is less volatile than for Super Sinker Bonds, and, as a result, investors are willing to accept a slightly lower yield. PSA is a benchmark curve that models how CPR gradually rises and levels out as a mortgage ages. CPR is the Conditional Prepayment Rate which is the actual annualized percentage of principal that prepays early.

10. ***Convertible Option Bonds ("COBs")*** are marketed for an initial short–term period (usually six to 12 months) and may, at the Issuer's option, be reoffered or converted into additional short–term remarketing debt~~s~~ or converted and remarketed or refunded as long–term, fixed rate Serial and Term Bonds. The interest on COBs converts from a short–term interest rate to a long–term interest rate on the conversion date. The single–family mortgage rates are also determined upon a conversion date. Conversion dates occur upon predetermined dates or upon the occurrence of certain events. Until the conversion date, Bond proceeds are invested in securities or a guaranteed investment contract and are not available for the purchase of loans until the COB is remarketed or refunded. COBs are used by the Issuer to preserve single–family bonding authority from loss due to various legal reasons. However, federal tax law changes in 1997 eliminated many of the tax advantages of COBs and have resulted in the increased use of short–term (one– to two–year) notes which are then simply refunded by long–term bonds instead of being "converted" to long–term Bonds.

11. ***Call Protected Bonds (Lockout Bonds)***, typically used only in a ~~single family~~single-family issue,

are protected from early redemption for a specified period, usually ~~five~~ 5 or 10 years. The Issuer agrees to not call these Bonds from prepayments or excess revenues for a specified number of years. The investor will generally accept a lower yield for these Call Protected Bonds. This structure reduces the prepayment call risk borne by the investor (Bonds may otherwise be called earlier than their stated maturity because of mortgage prepayments~~), and~~) and thus results in lower Bond rates.

12. ***Other Bonds,*** other bonds may be included in the structure of any bond issue at the discretion of BFC and the Board.

XVI. Refunding Bonds

Formatted: Font: Times New Roman

THDA staff, together with Division of State Government Finance ~~Office of State & Local Finance~~ staff, ~~Financial~~ Municipal Advisor and Bond Counsel, shall regularly analyze outstanding bond issues for refunding opportunities and shall evaluate refunding proposals submitted by underwriters. The ~~Financial~~ Municipal Advisor shall analyze outstanding bond issues at least semiannually and report to THDA staff and Division of State Government Finance ~~Office of State & Local Finance~~ staff if a potential refunding issue appears viable. The applicable provisions of this Policy shall apply to a refunding bond issue in a similar manner as set forth herein for a bond issue designed to produce proceeds for THDA mortgage loan programs.

The following issues shall be considered in connection with evaluating refunding opportunities:

Whether a refunding results in an aggregate present value savings deemed sufficient by the BFC; or

Whether a refunding is necessary due to a change in tax status of the bonds; or

Whether a refunding is necessary to further THDA program objectives; or

Whether a refunding is necessary to preserve volume cap; or

Whether a refunding results in a reduction of the State's moral obligation pledge with respect to THDA debt obligations.

Refunding bonds will be structured to meet then applicable Code requirements and to provide maximum benefit within the general resolution under which the refunding bonds are to be issued.

XVII. Redemptions

Formatted: Font: Times New Roman

To the extent THDA has discretion to redeem bonds and select the maturities and issues to be redeemed, THDA will first redeem those bonds bearing the highest interest rate; however, due to universal cap considerations, THDA will call term bonds on a pro-rata basis within bond issues or redeem the highest coupon serial bonds when the result will be to reduce debt service requirements. When making a redemption decision, THDA will consider, among other applicable things, (i) restrictions or limitations imposed by the Code including, but not limited to, 10-year rule requirements and universal cap considerations; (ii) limitations or restrictions imposed by THDA resolutions including, but not limited to, redemption provisions; (iii) economic considerations; (iv) cash flow requirements; and (v) the amount of prepayments and other monies available to THDA for optional redemption of Bonds.

XVIII. Transparency

Formatted: Font: Times New Roman

THDA shall comply with state and federal legal requirements for notice and for public meetings related to debt issuance. In the interest of transparency, all costs (including interest, issuance, continuing, and one-time) shall be disclosed to the BFC and Board in a timely manner. In connection with each THDA bond issue, THDA staff shall complete and file with the ~~Office of State and Local Finance~~Division of State Government Finance the most current version of the required Report on

Debt Obligation (State Form CT-0253) ("Report") and shall present such Report to the BFC and the Board at public meetings within the required time periods to meet this disclosure obligation.

XIX. Interest Rate and Forward ~~Purchase~~ Agreements

~~XX.~~ Pursuant to TCA Section 13-23-120(a)(2) and (3), with respect to all or any portion of any issue of bonds or notes issued or anticipated to be issued, THDA is authorized to enter into interest rate swap or exchange agreements, agreements establishing interest rate floors or ceilings or both, and other interest rate hedging agreements and options in respect thereto, from time to time, and under such terms and conditions as the agency may determine, including, without limitation, provisions permitting the agency to pay to or receive from any person or entity for any loss of benefits under such agreement upon early termination thereof or default under such agreement.~~interest rate and forward purchase agreements~~. At such time as the BFC and Board determine it is in the best interest of THDA to enter into such agreements, appropriate amendments to this Policy will be considered and submitted to the BFC and Board for consideration and approval.

~~XXI.~~XX. Conduit Debt

For purposes of this section, a "conduit bond issue" is a bond issue in which the obligation of THDA as the issuer to pay principal of and interest on the bonds is limited to the payments it receives from a private third-party under a loan relating to revenues derived from the facilities financed or other assets of the third-party borrower. From time to time, THDA may be asked to function as a conduit bond issuer on behalf of multifamily developers to provide access to the tax-exempt bond market. The conduit bonds are not a general or moral obligation debt of THDA nor does THDA have any obligation to repay the debt in the event of a project default. Conduit bond issues may require the use of bond volume cap. Conduit bond issues requiring bond volume cap will only be considered if volume cap is available after giving consideration to the direct financing needs of THDA.~~At such time as the BFC and Board determine it is in the best interest of THDA to enter into such financing agreements, appropriate amendments to this Policy will be considered and submitted to the BFC and Board for consideration and approval.~~

~~XXII.~~XXI. Variable Rate Debt

Each issuance of variable rate debt will require express BFC approval. ~~At such time as~~When the BFC and Board determine it is in the best interest of THDA to enter into variable rate debt, it will be reviewed in connection with the capital planning needs or as necessary based on market conditions. Considerations of the current market environment, rating agency input, cashflow projections and input from the financing will be reviewed. The maximum permitted rate on variable rate debt and associated liquidity facilities will be established pursuant to the Plan of Finance in accordance with the current rates.~~appropriate amendments to this Policy will be considered and submitted to the BFC and Board for consideration and approval.~~

~~XXIII.~~XXII. Taxable Debt

~~XXIV. At such time as the~~The BFC and Board may elect to issue taxable debt to support the conventional loan program, to take advantage of favorable market conditions, convert debt from a federally tax-exempt to taxable basis in response to change in use of a financed facility, or other application of federal tax law. ~~determine it is in the best interest of THDA to enter into taxable debt, appropriate amendments to this Policy will be considered and submitted to the BFC and Board for consideration and approval.~~

Formatted: Font: Times New Roman

Formatted: Font: Times New Roman

Formatted: Font: Times New Roman

Formatted: Font: Times New Roman

Formatted: Left, Indent: First line: 0"

Formatted: Indent: Left: 0.63", First line: 0"

~~XXV.~~XXIII. State Moral Obligation Pledge

~~All THDA debt currently outstanding under the 1985 General Resolution is secured by, among other things,~~ THDA does not have currently outstanding debt, nor does it issue debt, with the moral obligation pledge of the State of Tennessee. It is THDA's present intent to issue future debt obligations under the 2009 General Resolution or the 2013 General Resolution, neither of which carry the State's moral obligation pledge. In the event THDA creates additional resolutions under which debt obligations are sold, such resolutions are expected to not carry the State's moral obligation pledge. ~~It is also THDA's present intent to evaluate, in connection with each debt issuance, whether debt obligations outstanding under the 1985 General Resolution are eligible for refunding to, among other things, remove additional debt obligations from the State's moral obligation pledge.~~

~~XXVI.~~XXIV. Adoption and Amendment

This Policy was considered by the BFC at its meeting on November 28, 2011, and approved by the Board at its meeting on November 29, 2011. Amendments to the Policy were considered by the BFC at its meetings on July 28, 2014, and on May 23. 2016, and approved by the Board at its meetings on July 29, 2014, and on May 24, 2016. The Policy shall be reviewed at least annually by the BFC at the time of consideration of the Schedule of Financing. Any amendments shall be considered and approved in the same process as the initial adoption of this Policy.

Tennessee Housing Development Agency

Andrew Jackson Building Third Floor
502 Deaderick St., Nashville, TN 37243

Bill Lee
Governor

Ralph Perrey
Executive Director

To: THDA Bond Finance Committee and Board of Directors
From: Michell Bosch, CTP, CFA, Chief Financial Officer
Bruce Balcom, Esq., Chief Legal Counsel
Date: November 17, 2026
Subject: Municipal Advisor Contract Renewal - 2026

Recommendations:

- Management recommends approval to exercise the first one-year extension option under the existing agreement with CSG Advisors Incorporated for the period of one year through December 2027, at the contractually negotiated rate with no change in pricing; and
- Amendment of the agreement to use THDA as the contracting department for administrative and payment processing purposes.

Key Points:

- Operational Continuity – Ensures uninterrupted access to services that are critical to THDA's debt issuance process.
- No Increase in Cost – The extension will be executed at the existing negotiated contract price.

Background:

The current agreement was originally awarded as a three-year contract and includes two optional one-year extension periods. The current term expires at the end of December. This request represents the first extension option available under the agreement (Year 4).

The services provided under this contract are essential to the Agency's debt issuance activities. Without these services, the Agency would be unable to effectively perform its functions as a municipal debt issuer. Management has determined that continuation of these services is necessary to avoid disruption to ongoing operations.

EQUAL HOUSING OPPORTUNITY

As part of the extension, management is also requesting approval to use the Tennessee Housing Development Agency as the contracting team in lieu of The State of Tennessee, Office of the Comptroller of the Treasury. Consistent with the existing bond counsel arrangement.

This change is administrative in nature and will not affect the scope of services, pricing, vendor obligations, or performance requirements. The proposed update is intended to streamline invoice processing and payment administration.

Under the current arrangement, invoices are reviewed and approved by THDA, routed to the Division of State Government Finance for payment processing, and subsequently reimbursed by THDA through a separate internal approval and transfer process. This structure has occasionally resulted in delayed vendor payments, duplicate payment risk, and additional reconciliation effort at year-end.

Designating THDA as the contracting department will allow invoices to be processed and paid through the same workflow used to pay cost of issuance for other professionals and services involved in the debt issuance process. This change is expected to improve payment timeliness, reduce administrative effort, strengthen internal controls, and eliminate unnecessary interdepartmental reimbursement activity.

Board of Directors Meeting

Tennessee Housing Development Agency

Andrew Jackson Building Third Floor
502 Deaderick St., Nashville, TN 37243

Bill Lee
Governor

Ralph Perrey
Executive Director

THDA Board of Directors Board Meeting Agenda

(directly following Bond Finance Committee Meeting)

Tuesday, November 17, 2026, at 10:00am CT
Nashville Room, Tennessee Towers
312 Rosa L. Parks Avenue, 3rd Floor
Nashville, TN 37243

A. Board Chair Convening of the Board and Introductory Comments

B. Public Comment Period

C. Executive Director's Report

D. CFO Update
Financial Status Update

E. Single Family Business
Business Update

F. Multifamily Business
Business Update

G. Board Action items *(* items require Board vote)*

1. Approval of Board Meeting Minutes – September 15, 2026*
2. Debt Management Policy Amendment – 2026*
3. Municipal Advisor Contract Renewal – 2026*
4. HOME Homeowner Rehabilitation Grant Extension Request – City of Brownsville – 2023*
5. HOME Homeowner Rehabilitation Grant Extension Request – City of Bolivar – 2023*

EQUAL HOUSING OPPORTUNITY

6. HOME Homeowner Rehabilitation Grant Extension Request – City of Whiteville – 2023*

H. Annex

1. THDA Investment Report – September 30, 2026
2. THDA Quarterly Bond Disclosure Report – September 30, 2026
3. THDA Issue 2026-2 CT-0253 – October 29, 2026

Tennessee Housing Development Agency

Board of Directors

Chief Financial Officer Update

Tennessee Housing Development Agency

Andrew Jackson Building Third Floor
502 Deaderick St., Nashville, TN 37243

Bill Lee
Governor

Ralph Perrey
Executive Director

To: THDA Board of Directors
From: Michell Bosch, Chief Financial Officer
Damon Pallay, Assistant CFO and Controller
Date: November 17, 2026
Subject: Financial Status Update – 2026

Recommendations:

- For informational purposes only.

Key Points:

- No material negative changes in the current draft of the Fiscal Year End 2026 unaudited financial statements.
- Staff is currently working on issuing the Residential Finance Program Bonds, Series 2026-3.
- Investment Report and Quarterly Bond Disclosure Report as of September 30, 2026, are included in the Annex.

Background:

Procurement Office
We are proud to announce that our Procurement Team completed our first in-person annual Procurement training with staff. This initiative was a year-long project led by our Director of Procurement, Debra Murray. The new training program is designed to streamline the procurement process while strengthening employees' understanding of their responsibilities as THDA employees.

Debt Issuance and Management
Since July 1, 2026, we have retired approximately $121 million of debt through bond redemptions and scheduled debt maturities. The September 30, 2026 Quarterly Bond Disclosure Report is included in the Annex for additional detail.

EQUAL HOUSING OPPORTUNITY

Currently, our debt management team, is in the process of issuing the Residential Finance Program Bonds, Series 2026-3 which is due to close on December 8, 2026 with a total principal amount of $150 million. The approved structure includes serials, term, and PAC bonds. To support loan productions, this transaction will be made up of an estimated $115 million in tax-exempt and $35 million taxable bonds.

Capital Markets Update

Our Capital Markets team has made significant progress in streamlining the loan sale process for conventional products, reducing execution times from hours to minutes. These enhancements provide greater visibility into cash window pricing and improve pooling and securitization capabilities. New reporting tools increase transparency and analytical insight into the open loan pipeline, while enhanced market-facing reports are expected to help us optimize loan allocation across funding sources. Additional initiatives underway include an enhanced pipeline dashboard, program-level prepayment and delinquency analyses, and loan production forecasting in collaboration with our Senior Economist, Hulya Arik.

Investment Report Update

As of September 30, 2026, THDA's investment portfolio earned an effective rate of return of 4.91%, excluding overnight money market investments. Investments are allocated among five funds: the General Fund, Escrow Fund, Float-Equity Fund, Bond Reserve Fund, and Loan Fund, and are managed in accordance with the Agency's investment policy. The September 30, 2026 Investment Report is included in the Annex for additional detail.

Financial Reports Update

THDA’s draft financial results as of June 30, 2026, are currently with state audit. Our financial net position has increased from the figure that was reported in the September Board meeting, and our team is finalizing entries to align with the State’s interpretation of GASB 103. As previously noted, the GASB Statement No. 103 changes the presentation of certain revenues and expenses, this drastically changes the appearance of the statements along with what is recognized as operating vs. non-operating revenues and expenses. Final audited financial statements are expected in December 2026.

Board Items

-DRAFT-

TENNESSEE HOUSING DEVELOPMENT AGENCY
BOARD OF DIRECTORS MEETING MINUTES
September 15, 2026

Pursuant to the call of the Chair, the Tennessee Housing Development Agency (THDA) Board of Directors (the "Board") met in regular session on Tuesday, September 15, 2026, at 10:13 AM CT in the Nashville Room of the Tennessee Towers, Nashville, Tennessee.

The following board members were present in person: Chair Rick Neal, Stephen Dixon, Micheal Miller, Hancen Sale, Eva Romero, Maeghan Jones, Corey Divel, Grady Vanderhoofven, Rob Mitchell, Secretary of State Tre Hargett, Sara Queirolo (for Treasurer David Lillard), Katie Armstrong (for Comptroller Jason Mumpower) and Alex Schuhmann (for Commissioner Jim Bryson). Dan Springer was absent.

Chair Neal welcomed the Board and opened the floor to anyone present from the public who wished to address the Board. Seeing none, Chair Neal closed the floor to public comment.

Chair Neal then recognized Executive Director Ralph M. Perrey for his report.

Mr. Perrey shared the following:

- The 2027 Tennessee Housing Conference is February 9-10.
- Now that Congress has passed the "21st Century ROAD to Housing" Act, many organizations are focusing on assisting with implementation, focusing on those items that do not require federal appropriations.
- In 2023, THDA approved a grant of $1 million to support the Home Builders Institute in establishing training centers for the building trades in Tennessee. In partnership with the Homebuilders Education Foundation and several of the state's Colleges of Applied Technology (TCAT), those programs are active now in Memphis and Jackson, will soon begin in Johnson City and, early next year, Chattanooga.

At the conclusion of Mr. Perrey's remarks, Mr. Neal recognized Ms. Michell Bosch, Chief Financial Officer, for a financial status update. Ms. Bosch's update was followed by a presentation from CSG Financial Advisors on their work with the Agency.

Then, Chair Neal recognized Ms. Lindsay Hall, Chief Operating Officer of Single-Family Loan Programs, for a Single-Family Programs Business update that included the Real Estate Owned Status of 52 properties totaling $8.32 million.

Next, Chair Neal recognized Mr. Eric Alexander, Director of Multifamily Programs, for a Multifamily Programs Business Update. Mr. Dixon inquired about the length of extensions to the deadlines to close on bond allocations when developers request them. Mr. Alexander explained that the extensions are 30 days with a fee, but after the initial 30 days they are handled on an individual basis, and no additional fee is required.

Chair Neal then asked for consideration of the July 28, 2026, board meeting minutes. Upon motion by Mr. Mitchell and a second by Mr. Miller, the motion carried, and the minutes were approved.

Next, Chair Neal asked for approval of the 2027 Board Schedule. Upon motion by Mr. Sale and a second by Ms. Jones, the motion carried, and the 2027 Board Schedule, was approved.

Then, Chair Neal recognized Ms. Angela Romeo, VP of Acquisitions of ROC, USA, to share with the Board what the organization does. Mr. Sale asked if there was any data on the number of communities purchased by private companies. Ms. Romeo said no, but 80% of middle Tennessee was purchased by private companies. Mr. Neal asked how acquisition happens. Ms. Romeo shared that some states have policies and a right of first refusal law, but otherwise ROC, USA seeks out communities for purchase. Mr. Vanderhoofven asked what the impact of the technical assistance by ROC USA is for a successful outcome for a ROC community based on the need to educate the members of the homeowner cooperatives. Ms. Romeo said Technical Assistance is the "secret sauce" of ROC, USA's process and, in fact, ROC, USA's financial model provides sufficient capital for ROC USA to provide the requisite Technical Assistance to the homeowner cooperatives. Mr. Miller inquired whether owners have the right to move their homes. Ms. Romeo stated yes, and ROC, USA would help the community fill the vacancy. Ms. Romeo went on to state that this program helps create perpetual affordable housing.

Following Ms. Romeo's presentation, Chair Neal recognized Mr. Ralph Perrey, Executive Director of THDA, for an overview of the proposal to support a ROC, USA initiative in Tennessee. Mr. Perrey asked for Board approval for $1 million for a demonstration project in support of ROC, USA. Upon motion by Mr. Dixon and a second by Ms. Jones, the motion to approve the ROC, USA Project Support, was carried.

Then, Chair Neal brought to the Board a recommendation from the Bond Finance Committee, in the form of a motion and a second, the approval of Bond Issue 2026-3. Upon vote by the full Board, the motion to approve Bond Issue 2026-3 was carried.

Again, Chair Neal, brought to the Board a recommendation from the Bond Finance Committee, in the form of a motion and a second, the approval of THDA's Proposed Fiscal Year Budget – 2028. Upon vote by the full Board, with Alex Schuhmann abstaining, the motion to approve THDA's Proposed Fiscal Year Budget – 2028 was carried.

Chair Neal recognized Mr. Eric Alexander, Director of Multifamily Programs, for an overview of the National Housing Trust Fund Program Description – 2027, as outlined in the memo dated August 31, 2026, from himself and Don Watt, Chief Programs Officer, as found in the board packet. Mr. Alexander explained that they added mandatory requirements that a project must be managed in accordance with all applicable immigration restrictions and requirements, including the eligibility and verification requirements that apply under Title IV of the Personal Responsibility and Work Opportunity Reconciliation Act of 1996, as amended (8 U.S.C. 1601-

1646) (“PRWORA”) and any applicable requirements that the U.S. Department of Housing and Urban Development , the Attorney General, or the U.S. Citizenship and Immigration Services may establish. He also stated that additional changes from the 2026 NHTF PD are minimal, consisting of revisions necessary to reflect the year change, updated limits and anticipated NHTF amounts, and clarification of language in Section 25 (“Environmental Review”) regarding when environmental reviews must be completed. Mr. Sale asked if mandatory requirements practically change anything. Mr. Alexander answered no, they do not. Upon motion by Secretary Hargett and a second by Mr. Miller, the motion to approve the National Housing Trust Fund Program Description – 2027, was carried.

Again, Chair Neal recognized Mr. Eric Alexander, Director of Multifamily Programs, for an overview of the Multifamily Tax-Exempt Bond Program Description – 2027, as outlined in the memo dated August 31, 2026, from himself and Don Watt, Chief Programs Officer, as found in the board packet. Mr. Alexander highlighted that they removed the provisions associated with the East Bank Redevelopment Area of Nashville. In addition, remaining changes from the 2026 MTBA PD are minimal, consisting of revisions necessary to reflect the year change, application period, and elimination of definitions in Section 2 that the larger document no longer references. Upon motion by Mr. Divel and a second by Ms. Romero, the motion to approve the Multifamily Tax-Exempt Bond Program Description – 2027 was carried.

Finally, Chair Neal recognized Mr. Bill Lord, Director of Community Housing, for an overview of the Community Workforce Housing Innovation Pilot Program Description – 2027, as outlined in the memo dated August 31, 2026, from himself and Don Watt, Chief Programs Officer, as found in the board packet. Mr. Lord highlighted that qualified applicants would include for-profit and non-profit developers and for-profit single purpose legal entities. Mr. Sale expressed concerns with programs like this that disadvantage rural areas as dictated in legislation. Secretary Hargett asked what the legislature could have done differently. Mr. Perrey explained that fewer rules, more flexibility and more funding could improve the program. Mr. Dixon asked about the process for draws and asked if staff will conduct inspections. Mr. Lord answered that draws are similar to bank processes and, yes, staff will conduct construction progress reviews in accordance with our program requirements. Upon motion by Mr. Dixon and a second by Ms. Romero, the motion to approve the Community Workforce Housing Innovation Pilot Program Description – 2027 carried.

Noting that all action items for the Board were completed, Chair Neal acknowledged additional board materials in the Annex.

With no further business, the meeting was adjourned at 11:38 AM CT.

Respectfully submitted,

Ralph M. Perrey
Executive Director

Approved this 17th day of November 2026

Tennessee Housing Development Agency

Andrew Jackson Building Third Floor
502 Deaderick St., Nashville, TN 37243

Bill Lee
Governor

Ralph Perrey
Executive Director

To: THDA Board of Directors
From: Bill Lord, Director of Community Housing
Joe Prichard, Chief Programs Officer
Date: November 2, 2026
Subject: Second Extension Request: City of Brownsville – HM-23-02

Recommendations:

- Approve an amendment to provide 6-month extension of the 2023 HOME Homeowner Rehabilitation contract HM-23-03 for the City of Brownsville, TN.

Key Points:

- The is the second 6-month extension request for this grant contract.
- Grantee has expended 40% of the $700,000 grant funds allotted.
- The project(s) has rectified beneficiary relations and procurement processes.
- Staff expect that this extension will allow the City of Brownsville to complete the contract within amended term.

Background:

The original grant was awarded with a term of July 1, 2023 - June 30, 2026, for an amount of $700,000 to rehabilitate and/or reconstruct single-family housing for low-income households. The initial amended contract changed the termination date to December 31, 2026. The current request will change the termination date to June 30, 2027.

EQUAL HOUSING OPPORTUNITY

WILLIAM RAWLS, JR., MAYOR
15 EAST MAIN ST. • P.O. BOX 449 • BROWNSVILLE, TN 38012
(P) 731.772.1212 (F) 731.772.1275

October 23, 2026

Aaron Toran, Program Manager
Tennessee Housing Development Agency
Andrew Jackson Building Third Floor
502 Deaderick Street
Nashville, TN 37243

Subject: City of Brownsville 2023-26 HOME Grant – Request for Grant Period Extension

Mr. Toran,

I am submitting this letter to request another extension for the City Of Brownsville HOME Grant end date. The City's 2023 grant expires June 30, 2026. An extension was grant until December 31, 2026. We are requesting another extension for six months. However, we anticipate finalizing our grant sooner.

This request is primarily due to many factors. First, the grant administrator, Thomas H. Skehan, has limited resources and has experience: delays working with beneficiaries that are difficult to contact and do not respond in a timely manner; delays associated with meeting bid requirements and change orders, and delays with appropriate approvals.

Thank you for your consideration and please let me know if you have any questions.

Best regards,

William D. Rawls
Mayor

cc: Bill Lord, THDA (via email blord@thda.org)
Thomas H. Skehan, SWTDD (via email tskehan@swtdd.org)

VICE MAYOR: BRAD BISHOP ALDERMEN: RANDY HOLLOWAY • HOPE MCGHEE • KAREN JONES

Tennessee Housing Development Agency

Andrew Jackson Building Third Floor
502 Deaderick St., Nashville, TN 37243

Bill Lee
Governor

Ralph Perrey
Executive Director

To: THDA Board of Directors
From: Bill Lord, Director of Community Housing
Joe Prichard, Chief Programs Officer
Date: November 2, 2026
Subject: Second Extension Request: City of Bolivar – HM-23-02

Recommendations:

- Approve an amendment to provide 6-month extension of the 2023 HOME Homeowner Rehabilitation contract HM-23-02 for the City of Bolivar, TN.

Key Points:

- The is the second 6-month extension request for this grant contract.
- Grantee has expended 90% of the $530,000 grant funds allotted.
- The project(s) has rectified weather-related delays.
- Staff expect that this extension will allow the City of Bolivar to complete the contract within amended term.

Background:

The original grant was awarded with a term of July 1, 2023 - June 30, 2026, for an amount of $530,000 to rehabilitate and/or reconstruct single-family housing for low-income households. The initial amended contract changed the termination date to December 31, 2026. The current request will change the termination date to June 30, 2027.

EQUAL HOUSING OPPORTUNITY

Julian A. McTizic, Sr.
MAYOR

Carri Beth Rhea
City Clerk/Recorder

City of Bolivar
211 North Washington
Bolivar, TN 38008

Council Members:

Michael Brown
Melvin Golden
Todd Lowe
Larry McKinnie
Caroline Miller
Suzanne Rhea
Chris Williams
Tommie L. Woods, Sr.

October 23, 2026

Aaron Toran, Program Manager
Tennessee Housing Development Agency
Andrew Jackson Building Third Floor
502 Deaderick Street
Nashville, TN 37243

Subject: City of Bolivar 2023-26 HOME Grant – Request for Grant Period Extension

Mr. Toran,

I am submitting this letter to request another extension for the 2023 Home Grant end date. The City's 2023 grant expired June 30, 2026 and an extension was granted until December 31, 2026. We are requesting another extension for six months. However, we anticipate finalizing our grant sooner.

This request is primarily due to many factors. First, the grant administrator, Thomas H. Skehan, has limited resources and has experienced: delays working with beneficiaries that are difficult to contact and do not respond in a timely manner; delays associated with meeting bid requirements and change orders, and delays with appropriate approvals.

Thank you for your consideration and please let me know if you have any questions.

Best regards,

Julian McTizic, Mayor

cc: Bill Lord, THDA (via email blord@thda.org)
Thomas H. Skehan, SWTDD (via email tskehan@swtdd.org)

Tennessee Housing Development Agency

Andrew Jackson Building Third Floor
502 Deaderick St., Nashville, TN 37243

Bill Lee
Governor

Ralph Perrey
Executive Director

To: THDA Board of Directors
From: Bill Lord, Director of Community Housing
Joe Prichard, Chief Programs Officer
Date: November 2, 2026
Subject: Second Extension Request: City of Whiteville – HM-23-07

Recommendations:

- Approve an amendment to provide 6-month extension of the 2023 HOME Homeowner Rehabilitation contract HM-23-07 for the City of Whiteville, TN.

Key Points:

- The is the second 6-month extension request for this grant contract.
- Grantee has expended 60% of the $530,000 grant funds allotted.
- The project(s) has rectified procurement and weather-related delays.
- Staff expect that this extension will allow the City of Whiteville to complete the contract within amended term.

Background:

The original grant was awarded with a term of July 1, 2023 - June 30, 2026, for an amount of $530,000 to rehabilitate and/or reconstruct single-family housing for low-income households. The initial amended contract changed the termination date to December 31, 2026. The current request will change the termination date to June 30, 2027.

EQUAL HOUSING OPPORTUNITY

Town of Whiteville

Gene Bowden, Mayor *Angelous Simmons, City Recorder*

October 29, 2026

Aaron Toran, Program Manager
Tennessee Housing Development Agency
Andrew Jackson Building Third Floor
502 Deaderick Street
Nashville, TN 37243

Subject: Town of Whiteville 2023-26 HOME Grant – Request for Grant Period Extension

Mr. Toran,

I am submitting this letter to request another extension for the _____ HOME Grant end date. The City's 2023 grant expires June 30, 2026. An extension was grant until December 31, 2026. We are requesting another extension for six months. However, we anticipate finalizing our grant sooner.

This request is primarily due to many factors. First, the grant administrator, Thomas H. Skehan, has limited resources and has experience: delays working with beneficiaries that are difficult to contact and do not respond in a timely manner; delays associated with meeting bid requirements and change orders, and delays with appropriate approvals.

Thank you for your consideration and please let me know if you have any questions.

Best regards,

Mayor

cc: Bill Lord, THDA (via email blord@thda.org)
Thomas H. Skehan, SWTDD (via email tskehan@swtdd.org)



Annex

Tennessee Housing Development Agency

Investment Report

September 30, 2026

Andrew Jackson Building Third Floor
502 Deaderick Street
Nashville, Tennessee 37243

www.THDA.org - (615) 815-2200 - Toll Free: 800-228-THDA

EXECUTIVE SUMMARY

THDA Finance Team:

Michell Bosch, CFO

Wayne Beard, Finance Director

Damon Pallay, Controller

October 9, 2026

**Important Transactions during the past quarter:*

1) On August 18, 2026, the agency priced and sold Bond Issue 2026-2 in the amount of $200,000,000. The transaction closed on September 17, 2026.

2) During the past quarter, $47.1 million in mortgage payments were received by the agency. This was approximately a $13.8 million decrease from the previous quarter ($60.9 million) and approximately a $3.8 million decrease from the same quarter last year ($50.9 million). Prepayments are used to redeem bonds.

3) During the past quarter the agency redeemed or matured $121.050 million in outstanding bonds.

4) The FOMC decided to increase the target range for the federal funds rate by 25 basis points to 3.75 to 4.00 percent at their September 16, 2026, meeting. Economic activity is expanding at a solid pace. While uncertainty remains owing, in part, to geopolitical developments, domestic spending remains resilient. Productivity growth is strong and capital investment remains strong. Inflation remains elevated.

PORTFOLIO MANAGEMENT SUMMARY
Portfolio Management
Portfolio Summary
September 30, 2026

THDA
Andrew Jackson Building
502 Deaderick St., Third Floor
Nashville, TN 37243
(615)815-2020

Investments	Par Value	Market Value	Book Value	% of Portfolio	Term	Days to Mat./Call	YTM/C 360 Equiv.
Federal Agency Coupon Securities	136,725,000.00	129,940,943.88	136,965,879.12	15.02	2,617	1,201	3.747
Federal Agency Disc. -Amortizing	395,000,000.00	393,017,006.90	393,068,249.58	43.10	63	45	3.945
Treasury Discounts -Amortizing	15,000,000.00	14,976,187.50	14,977,914.27	1.64	15	14	3.889
Pass Through Securities	244,667,776.39	242,835,388.06	244,667,776.39	26.83	10,975	10,201	5.873
Pass Through Securities (GNMA/CMO)2	122,389,984.82	121,916,757.48	122,389,984.82	13.42	10,947	10,166	6.049
Investments	**913,782,761.21**	**902,686,283.82**	**912,069,804.18**	**100.00%**	**4,834**	**4,301**	**4.714**

Total Earnings	September 30 Period Ending
Current Year	8,392,323.96
Average Daily Balance	**677,460,576.87**
Effective Rate of Return	**4.91%**

Mack W. Beard, Director of Finance

THDA QUARTERLY INVESTMENT REPORT
GENERAL FUND
September 30, 2026

GENERAL FUND

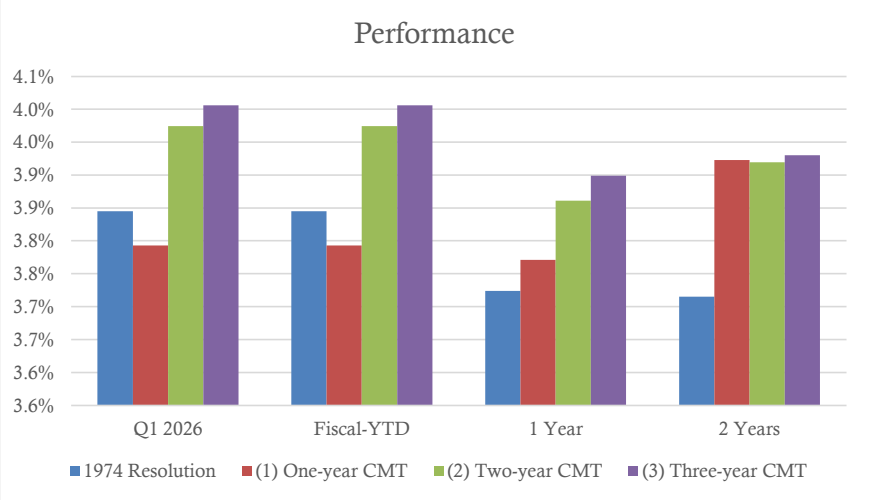

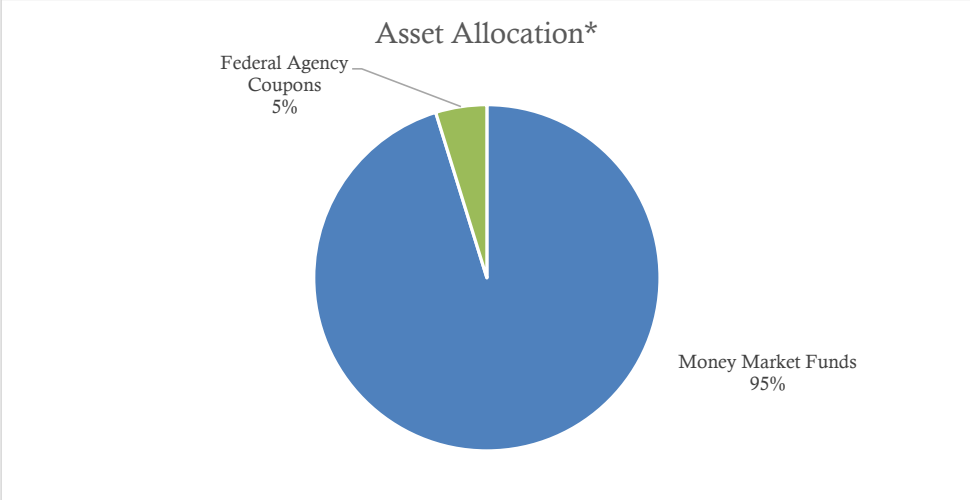

**Asset allocation based on book value or amortized cost, totaled $90 million on September 30, 2026*

	Q1 2026	Fiscal-YTD	1 Year	2 Years	*Days to Maturity*	*Effective Duration*
1974 Resolution	3.85%	3.85%	3.72%	3.72%	1694.0	4.06
(1) One-year CMT	3.79%	3.79%	3.77%	3.92%		
(2) Two-year CMT	3.97%	3.97%	3.86%	3.92%		
(3) Three-year CMT	4.01%	4.01%	3.90%	3.93%		
Spread to 1-Yr. CMT	**0.05%**	**0.05%**	**-0.05%**	**-0.21%**		

GENERAL FUND DESCRIPTION

The General Fund was established under the 1974 Resolution and was funded from earnings above and beyond the cost of THDA Bond Issues that were then outstanding. The assets in the General Fund are used for a variety of purposes. General Fund assets are used for and have been used for:

1) Grants (Housing Trust Fund and New Start Loans)
2) Provide funding for special mortgage loan programs
3) Pre-fund mortgage loans pending the closing of a bond issue

GENERAL FUND (6076005447)
Investments by Issuer
Active Investments
Sorted by Fund
September 30, 2026

THDA
Andrew Jackson Building
502 Deaderick St., Third Floor
Nashville, TN 37243
(615)815-2020

CUSIP	Investment #	Security Type	Investment Class	Book Value	Current Rate	Market Value	Market Date	YTM/C 365	Redemption Date	Days To Maturity	Call Date	Collateral
Federal National Mortgage Admi												
3136GDCV3	35784	Federal Agency Coupon Securities	Fair	432,000.00	4.500	418,428.55	09/30/2026	4.500	05/22/2031	1,694		
		Subtotal and Average		**432,000.00**		**418,428.55**		**4.500**		**1,694**		
		Total and Average		**432,000.00**		**418,428.55**		**4.500**		**1,694**		

GENERAL FUND (6076005447)
Maturity Report
Sorted by Maturity Date
Amounts due during July 1, 2026 - September 30, 2026

THDA
Andrew Jackson Building
502 Deaderick St., Third Floor
Nashville, TN 37243
(615)815-2020

CUSIP	Investment #	Fund	Sec. Type	Issuer	Par Value	Maturity Date	Purchase Date	Rate at Maturity	Book Value at Maturity	Interest	Maturity Proceeds	Net Income
313589YU1	35835	OP0008	AFD	FNMA	870,000.00	07/01/2026	06/09/2026	3.545	870,000.00	0.00	870,000.00	0.00
313589A52	35848	OP0008	AFD	FNMA	4,000,000.00	08/03/2026	06/18/2026	3.595	4,000,000.00	0.00	4,000,000.00	0.00
			Total Maturities		**4,870,000.00**				**4,870,000.00**	**0.00**	**4,870,000.00**	**0.00**

THDA QUARTERLY INVESTMENT REPORT
ESCROW FUND
September 30, 2026

MULTI-FAMILY ESCROW FUNDS

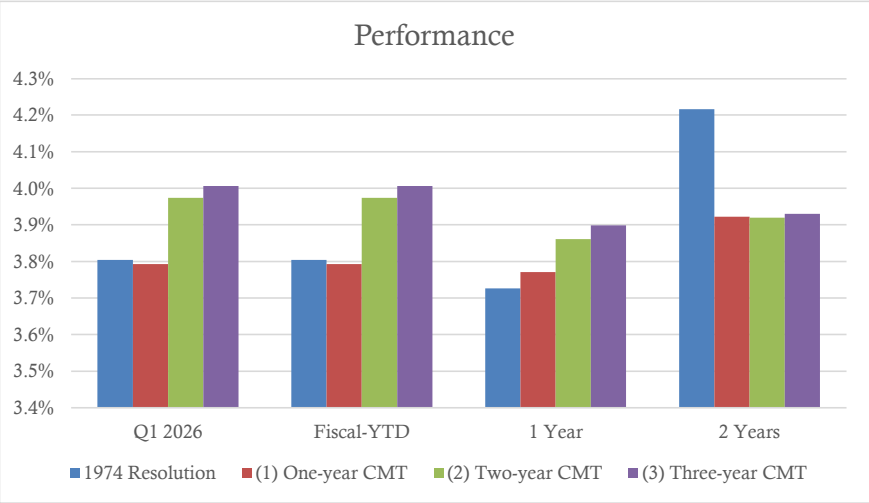

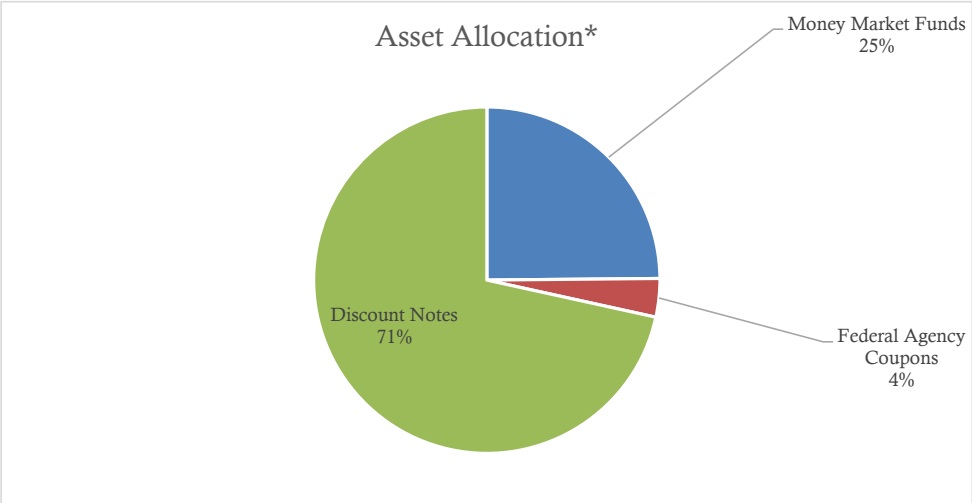

**Asset allocation based on book value or amortized cost, totaled $14 million on September 30, 2026*

	Q1 2026	Fiscal-YTD	1 Year	2 Years	*Days to Maturity*	*Effective Duration*
1974 Resolution	3.80%	3.80%	3.73%	4.22%	108.0	0.26
(1) One-year CMT	3.79%	3.79%	3.77%	3.92%		
(2) Two-year CMT	3.97%	3.97%	3.86%	3.92%		
(3) Three-year CMT	4.01%	4.01%	3.90%	3.93%		
Spread to 1-Yr. CMT	**0.01%**	**0.01%**	**-0.04%**	**0.29%**		

ESCROW FUND DESCRIPTION

THDA has established an escrow fund for the Multifamily Tax-Exempt Bond Authority Program (MTBA) and the Low Income Housing Tax Credit Program (LIHTC). The escrow fund is used to hold various fees received from the Program participants. These fees are refundable to the Program participants if they meet certain Program goals and objectives. Amounts that become non-refundable or are forfeited due to lack of compliance, are typically transferred as income to the THDA cash account with the State Treasurer.



Escrow Fund
Investments by Issuer
Active Investments
Sorted by Fund
September 30, 2026

THDA
Andrew Jackson Building
502 Deaderick St., Third Floor
Nashville, TN 37243
(615)815-2020

CUSIP	Investment #	Security Type	Investment Class	Book Value	Current Rate	Market Value	Market Date	YTM/C 365	Redemption Date	Days To Maturity	Call Date	Collateral
Federal Home Loan Bank												
313385P34	36112	Federal Agency Disc. -Amortizing	Fair	4,977,009.50	3.910	4,976,044.45	09/30/2026	4.039	11/13/2026	43		
313385K62	36109	Treasury Discounts -Amortizing	Fair	4,992,638.09	3.830	4,992,062.50	09/30/2026	3.943	10/15/2026	14		
		Subtotal and Average		**9,969,647.59**		**9,968,106.95**		**3.991**		**28**		
Federal National Mortgage Admi												
3136GDCV3	35787	Federal Agency Coupon Securities	Fair	500,000.00	4.500	484,292.30	09/30/2026	4.500	05/22/2031	1,694		
		Subtotal and Average		**500,000.00**		**484,292.30**		**4.500**		**1,694**		
		Total and Average		**10,469,647.59**		**10,452,399.25**		**4.015**		**108**		



Escrow Fund
Purchases Report
Sorted by Security ID - Fund
July 1, 2026 - September 30, 2026

THDA
Andrew Jackson Building
502 Deaderick St., Third Floor
Nashville, TN 37243
(615)815-2020

CUSIP	Investment #	Fund	Sec. Type	Issuer	Original Par Value	Purchase Date	Payment Periods	Principal Purchased	Accrued Interest at Purchase	Rate at Purchase	Maturity/ Call Date	YTM	Ending Book Value
313385K62													
313385K62	36109	OP0006	ATD	FHLB	5,000,000.00	09/30/2026	10/15 - At Maturity	4,992,020.83		3.830	10/15/2026	3.889	4,992,638.09
				Subtotal	**5,000,000.00**			**4,992,020.83**	**0.00**				**4,992,638.09**
313385P34													
313385P34	36112	OP0006	AFD	FHLB	5,000,000.00	09/30/2026	11/13 - At Maturity	4,976,105.56		3.910	11/13/2026	3.983	4,977,009.50
				Subtotal	**5,000,000.00**			**4,976,105.56**	**0.00**				**4,977,009.50**
				Total Purchases	**10,000,000.00**			**9,968,126.39**	**0.00**				**9,969,647.59**



Escrow Fund
Maturity Report
Sorted by Maturity Date
Amounts due during July 1, 2026 - September 30, 2026

THDA
Andrew Jackson Building
502 Deaderick St., Third Floor
Nashville, TN 37243
(615)815-2020

CUSIP	Investment #	Fund	Sec. Type	Issuer	Par Value	Maturity Date	Purchase Date	Rate at Maturity	Book Value at Maturity	Interest	Maturity Proceeds	Net Income
313589YU1	35663	OP0006	AFD	FNMA	1,400,000.00	07/01/2026	03/23/2026	3.620	1,400,000.00	0.00	1,400,000.00	0.00
313589A52	35849	OP0006	AFD	FNMA	10,000,000.00	08/03/2026	06/18/2026	3.595	10,000,000.00	0.00	10,000,000.00	0.00
			Total Maturities		**11,400,000.00**				**11,400,000.00**	**0.00**	**11,400,000.00**	**0.00**

THDA QUARTERLY INVESTMENT REPORT
FLOAT / EQUITY FUNDS
September 30, 2026

FLOAT / EQUITY FUNDS

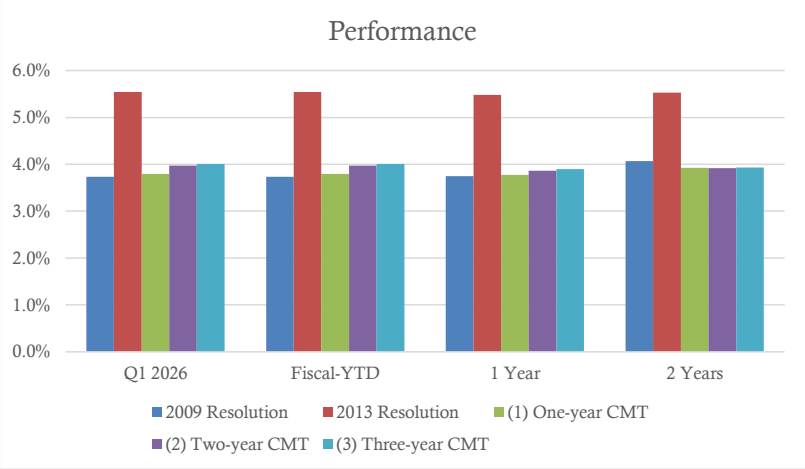

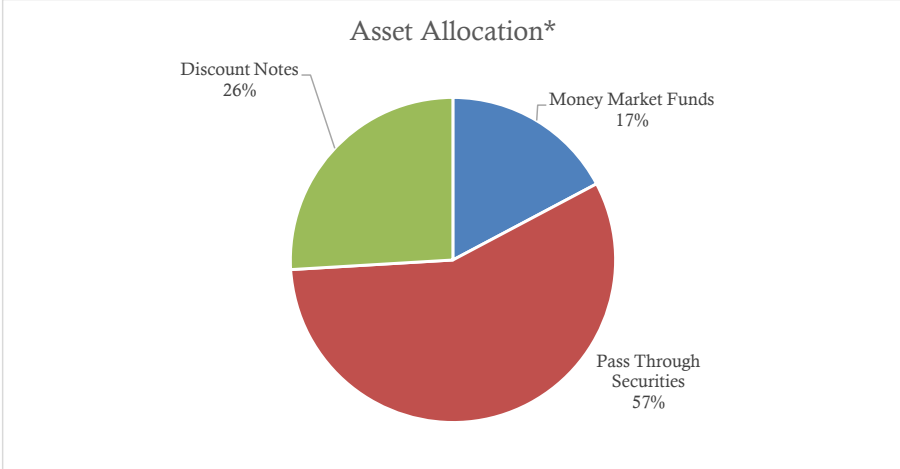

**Asset allocation based on book value or amortized cost, totaled $639 million on September 30, 2026*

	Q1 2026	Fiscal-YTD	1 Year	2 Years	*Days to Maturity* [+]	*Effective Duration*
2009 Resolution	3.74%	3.74%	3.74%	4.07%	31.0	0.09
2013 Resolution	5.54%	5.54%	5.48%	5.53%	6,985.0	3.31
(1) One-year CMT	3.79%	3.79%	3.77%	3.92%		
(2) Two-year CMT	3.97%	3.97%	3.86%	3.92%		
(3) Three-year CMT	4.01%	4.01%	3.90%	3.93%		
2009 /2013 Spread to 1-Yr. CMT	**-0.06 / 1.75**	**-0.06 / 1.75**	**-0.03 / 1.71**	**0.14 / 1.61**		

FLOAT AND EQUITY FUNDS DESCRIPTION

Float funds are the pledged revenue (principal and interest payments from borrowers) to pay debt service on bonds. Any excess that accumulates in the accounts is considered Equity Funds. There are two revenue funds, one structured under each resolution. The General Bond Resolutions dictate where revenues are deposited.

THDA invests these funds in short term investments with specific target dates to maintenance liquidity for bond redemption or debt service payments (January 1 and July 1). The following funds hold the Float/Equity funds:

Revenue Fund (2009 Resolution):
- Debt Service & Expense Account
- Non-Mortgage Receipts Account

Revenue Fund (2013 Resolution):
- Debt Service & Expense Account
- Non-Mortgage Receipts Account
- 2013 Old 74 Cash and Investment Account

[+] These funds hold Program Securities (Pass Through Securities) which are excluded from maturity restrictions as per THDA Investment Policy Statement Sec. VI (A).

2009 Res Float/Equity merged
Investments by Issuer
Active Investments
Grouped by Fund - Sorted by Fund
September 30, 2026

THDA
Andrew Jackson Building
502 Deaderick St., Third Floor
Nashville, TN 37243
(615)815-2020

CUSIP	Investment #	Security Type	Investment Class	Book Value	Current Rate	Market Value	Market Date	YTM/C 365	Redemption Date	Days To Maturity	Call Date	Collateral
Fund: 2015-A DSE (133532520)												
Federal National Mortgage Admi												
313589H89	35919	Federal Agency Disc. -Amortizing	Fair	750,000.00	3.645	749,920.63	09/30/2026	3.776	10/01/2026			
313589H89	35968	Federal Agency Disc. -Amortizing	Fair	340,000.00	3.645	339,964.02	09/30/2026	3.763	10/01/2026			
313588AD7	35984	Federal Agency Disc. -Amortizing	Fair	143,481.84	4.015	143,457.20	09/30/2026	4.176	01/04/2027	95		
313588AD7	36071	Federal Agency Disc. -Amortizing	Fair	400,731.88	4.045	400,690.80	09/30/2026	4.204	01/04/2027	95		
		Subtotal and Average		**1,634,213.72**		**1,634,032.65**		**3.913**		**31**		
		Total and Average		**1,634,213.72**		**1,634,032.65**		**3.913**		**31**		

2009 Res Float/Equity merged
Purchases Report
Sorted by Fund - Fund
July 1, 2026 - September 30, 2026

THDA
Andrew Jackson Building
502 Deaderick St., Third Floor
Nashville, TN 37243
(615)815-2020

CUSIP	Investment #	Fund	Sec. Type	Issuer	Original Par Value	Purchase Date	Payment Periods	Principal Purchased	Accrued Interest at Purchase	Rate at Purchase	Maturity/ Call Date	YTM	Ending Book Value
2015-A DSE (133532520)													
313589H89	35919	0915A2	AFD	FNMA	750,000.00	07/17/2026	10/01 - At Maturity	744,228.75		3.645	10/01/2026	3.724	750,000.00
313589H89	35968	0915A2	AFD	FNMA	340,000.00	08/20/2026	10/01 - At Maturity	338,554.15		3.645	10/01/2026	3.711	340,000.00
313588AD7	35984	0915A2	AFD	FNMA	145,000.00	09/21/2026	01/04 - At Maturity	143,301.99		4.015	01/04/2027	4.119	143,481.84
313588AD7	36071	0915A2	AFD	FNMA	405,000.00	09/29/2026	01/04 - At Maturity	400,585.89		4.045	01/04/2027	4.146	400,731.88
				Subtotal	**1,640,000.00**			**1,626,670.78**	**0.00**				**1,634,213.72**
				Total Purchases	**1,640,000.00**			**1,626,670.78**	**0.00**				**1,634,213.72**

2009 Res Float/Equity merged
Maturing Investments
Grouped by Fund - Sorted by Fund
July 1, 2026 - September 30, 2026

THDA
Andrew Jackson Building
502 Deaderick St., Third Floor
Nashville, TN 37243
(615)815-2020

Maturity Date	CUSIP	Investment #	Fund	Security Type	Issuer	Dealer	Dealer's Phone Number	Maturity Par Value	Stated Rate	Comments
Fund: 2015-A DSE (133532520)										
07/01/2026	313385YU4	35541	0915A2	AFD	Federal Home Loan Bank	EXT	615-251-0718	880,000.00	3.585	
07/01/2026	313385YU4	35580	0915A2	AFD	Federal Home Loan Bank	EXT	615-251-0718	405,000.00	3.575	
07/01/2026	313385UY4	35706	0915A2	AFD	Federal Home Loan Bank	EXT	615-251-0718	235,000.00	3.625	
07/01/2026	313589YU1	35620	0915A2	AFD	Federal National Mortgage Admi	EXT	615-251-0718	225,000.00	3.560	
07/01/2026	313589YU1	35753	0915A2	AFD	Federal National Mortgage Admi	EXT	615-251-0718	555,000.00	3.585	
							July 2026 Subtotal	**2,300,000.00**		
09/01/2026	313385E28	35854	0915A2	AFD	Federal Home Loan Bank	EXT	615-251-0718	435,000.00	3.660	
							September 2026 Subtotal	**435,000.00**		
							Total	**2,735,000.00**		

2013 Res Float/Equity (merged)
Investments by Issuer
Active Investments
Sorted by Fund
September 30, 2026

THDA
Andrew Jackson Building
502 Deaderick St., Third Floor
Nashville, TN 37243
(615)815-2020

CUSIP	Investment #	Security Type	Investment Class	Book Value	Current Rate	Market Value	Market Date	YTM/C 365	Redemption Date	Days To Maturity	Call Date	Collateral
Federal Home Loan Bank												
313385H82	35946	Federal Agency Disc. -Amortizing	Fair	345,000.00	3.645	344,963.49	09/30/2026	3.766	10/01/2026			
313384AD1	36027	Federal Agency Disc. -Amortizing	Fair	212,741.31	4.030	212,712.40	09/30/2026	4.191	01/04/2027	95		
313385H82	35947	Federal Agency Disc. -Amortizing	Fair	110,000.00	3.645	109,988.36	09/30/2026	3.766	10/01/2026			
313384AD1	36028	Federal Agency Disc. -Amortizing	Fair	113,791.86	4.030	113,776.40	09/30/2026	4.191	01/04/2027	95		
313385H82	35948	Federal Agency Disc. -Amortizing	Fair	175,000.00	3.645	174,981.48	09/30/2026	3.766	10/01/2026			
313384AD1	36029	Federal Agency Disc. -Amortizing	Fair	118,739.34	4.030	118,723.20	09/30/2026	4.191	01/04/2027	95		
313385H82	35949	Federal Agency Disc. -Amortizing	Fair	275,000.00	3.645	274,970.90	09/30/2026	3.766	10/01/2026			
313384AD1	36030	Federal Agency Disc. -Amortizing	Fair	232,531.20	4.030	232,499.60	09/30/2026	4.191	01/04/2027	95		
313385H82	35896	Federal Agency Disc. -Amortizing	Fair	360,000.00	3.645	359,961.90	09/30/2026	3.776	10/01/2026			
313385H82	35950	Federal Agency Disc. -Amortizing	Fair	230,000.00	3.645	229,975.66	09/30/2026	3.766	10/01/2026			
313384AD1	36031	Federal Agency Disc. -Amortizing	Fair	103,896.92	4.030	103,882.80	09/30/2026	4.191	01/04/2027	95		
313385H82	35951	Federal Agency Disc. -Amortizing	Fair	370,000.00	3.645	369,960.84	09/30/2026	3.766	10/01/2026			
313384AD1	36032	Federal Agency Disc. -Amortizing	Fair	227,583.73	4.030	227,552.80	09/30/2026	4.191	01/04/2027	95		
313384AD1	36033	Federal Agency Disc. -Amortizing	Fair	761,910.74	4.030	761,807.20	09/30/2026	4.191	01/04/2027	95		
313384AD1	36034	Federal Agency Disc. -Amortizing	Fair	717,383.49	4.030	717,286.00	09/30/2026	4.191	01/04/2027	95		
313385H82	35897	Federal Agency Disc. -Amortizing	Fair	180,000.00	3.645	179,980.95	09/30/2026	3.776	10/01/2026			
313384AD1	36035	Federal Agency Disc. -Amortizing	Fair	242,426.15	4.030	242,393.20	09/30/2026	4.191	01/04/2027	95		
313385H82	35952	Federal Agency Disc. -Amortizing	Fair	390,000.00	3.645	389,958.73	09/30/2026	3.766	10/01/2026			
313384AD1	36036	Federal Agency Disc. -Amortizing	Fair	178,109.00	4.030	178,084.80	09/30/2026	4.191	01/04/2027	95		
313384AD1	36037	Federal Agency Disc. -Amortizing	Fair	1,019,179.30	4.030	1,019,040.80	09/30/2026	4.191	01/04/2027	95		
313384AD1	36038	Federal Agency Disc. -Amortizing	Fair	806,437.99	4.030	806,328.40	09/30/2026	4.191	01/04/2027	95		
313384AD1	36040	Federal Agency Disc. -Amortizing	Fair	643,171.41	4.030	643,084.00	09/30/2026	4.191	01/04/2027	95		
313384AD1	36041	Federal Agency Disc. -Amortizing	Fair	989,494.47	4.030	989,360.00	09/30/2026	4.191	01/04/2027	95		
313385H82	35898	Federal Agency Disc. -Amortizing	Fair	875,000.00	3.645	874,907.40	09/30/2026	3.776	10/01/2026			
313384AD1	36042	Federal Agency Disc. -Amortizing	Fair	865,807.66	4.030	865,690.00	09/30/2026	4.191	01/04/2027	95		
313385H82	35899	Federal Agency Disc. -Amortizing	Fair	2,535,000.00	3.645	2,534,731.72	09/30/2026	3.776	10/01/2026			
313384AD1	36043	Federal Agency Disc. -Amortizing	Fair	272,110.98	4.030	272,074.00	09/30/2026	4.191	01/04/2027	95		
313385H82	35900	Federal Agency Disc. -Amortizing	Fair	290,000.00	3.645	289,969.31	09/30/2026	3.776	10/01/2026			
313384AD1	36044	Federal Agency Disc. -Amortizing	Fair	1,147,813.58	4.030	1,147,657.60	09/30/2026	4.191	01/04/2027	95		
313385H82	35901	Federal Agency Disc. -Amortizing	Fair	230,000.00	3.645	229,975.66	09/30/2026	3.776	10/01/2026			
313384AD1	36045	Federal Agency Disc. -Amortizing	Fair	1,652,455.76	4.030	1,652,231.20	09/30/2026	4.191	01/04/2027	95		
313385H82	35902	Federal Agency Disc. -Amortizing	Fair	1,800,000.00	3.645	1,799,809.51	09/30/2026	3.776	10/01/2026			
313384AD1	36046	Federal Agency Disc. -Amortizing	Fair	732,225.91	4.030	732,126.40	09/30/2026	4.191	01/04/2027	95		
313385H82	35903	Federal Agency Disc. -Amortizing	Fair	1,030,000.00	3.645	1,029,891.00	09/30/2026	3.776	10/01/2026			

CUSIP	Investment #	Security Type	Investment Class	Book Value	Current Rate	Market Value	Market Date	YTM/C 365	Redemption Date	Days To Maturity	Call Date	Collateral
313384AD1	36047	Federal Agency Disc. -Amortizing	Fair	1,147,813.58	4.030	1,147,657.60	09/30/2026	4.191	01/04/2027	95		
313385H82	35904	Federal Agency Disc. -Amortizing	Fair	165,000.00	3.645	164,982.54	09/30/2026	3.776	10/01/2026			
313384AD1	36048	Federal Agency Disc. -Amortizing	Fair	1,494,136.65	4.030	1,493,933.60	09/30/2026	4.191	01/04/2027	95		
313385H82	35905	Federal Agency Disc. -Amortizing	Fair	520,000.00	3.645	519,944.97	09/30/2026	3.776	10/01/2026			
313384AD1	36049	Federal Agency Disc. -Amortizing	Fair	1,083,496.44	4.030	1,083,349.20	09/30/2026	4.191	01/04/2027	95		
313385H82	35906	Federal Agency Disc. -Amortizing	Fair	1,000,000.00	3.645	999,894.17	09/30/2026	3.776	10/01/2026			
313384AD1	36050	Federal Agency Disc. -Amortizing	Fair	1,217,078.20	4.030	1,216,912.80	09/30/2026	4.191	01/04/2027	95		
313385H82	35907	Federal Agency Disc. -Amortizing	Fair	945,000.00	3.645	944,899.99	09/30/2026	3.776	10/01/2026			
313384AD1	36051	Federal Agency Disc. -Amortizing	Fair	1,137,918.64	4.030	1,137,764.00	09/30/2026	4.191	01/04/2027	95		
313385H82	35908	Federal Agency Disc. -Amortizing	Fair	890,000.00	3.645	889,905.81	09/30/2026	3.776	10/01/2026			
313384AD1	36052	Federal Agency Disc. -Amortizing	Fair	1,212,130.73	4.030	1,211,966.00	09/30/2026	4.191	01/04/2027	95		
313385H82	35909	Federal Agency Disc. -Amortizing	Fair	1,540,000.00	3.645	1,539,837.02	09/30/2026	3.776	10/01/2026			
313384AD1	36053	Federal Agency Disc. -Amortizing	Fair	771,805.69	4.030	771,700.80	09/30/2026	4.191	01/04/2027	95		
313385H82	35910	Federal Agency Disc. -Amortizing	Fair	1,260,000.00	3.645	1,259,866.65	09/30/2026	3.776	10/01/2026			
313384AD1	36054	Federal Agency Disc. -Amortizing	Fair	1,439,714.45	4.030	1,439,518.80	09/30/2026	4.191	01/04/2027	95		
313385H82	35911	Federal Agency Disc. -Amortizing	Fair	1,615,000.00	3.645	1,614,829.08	09/30/2026	3.776	10/01/2026			
313384AD1	36055	Federal Agency Disc. -Amortizing	Fair	1,518,874.01	4.030	1,518,667.60	09/30/2026	4.191	01/04/2027	95		
313385H82	35912	Federal Agency Disc. -Amortizing	Fair	2,175,000.00	3.645	2,174,769.82	09/30/2026	3.776	10/01/2026			
313385H82	35961	Federal Agency Disc. -Amortizing	Fair	1,345,000.00	3.645	1,344,857.66	09/30/2026	3.766	10/01/2026			
313384AD1	36056	Federal Agency Disc. -Amortizing	Fair	440,325.04	4.030	440,265.20	09/30/2026	4.191	01/04/2027	95		
313385H82	35913	Federal Agency Disc. -Amortizing	Fair	3,300,000.00	3.645	3,299,650.76	09/30/2026	3.776	10/01/2026			
313385H82	35963	Federal Agency Disc. -Amortizing	Fair	945,000.00	3.645	944,899.99	09/30/2026	3.766	10/01/2026			
313384AD1	36057	Federal Agency Disc. -Amortizing	Fair	470,009.87	4.030	469,946.00	09/30/2026	4.191	01/04/2027	95		
313385H82	35914	Federal Agency Disc. -Amortizing	Fair	2,075,000.00	3.645	2,074,780.40	09/30/2026	3.776	10/01/2026			
313385H82	35953	Federal Agency Disc. -Amortizing	Fair	720,000.00	3.645	719,923.80	09/30/2026	3.766	10/01/2026			
313385H82	35960	Federal Agency Disc. -Amortizing	Fair	1,580,000.00	3.645	1,579,832.79	09/30/2026	3.766	10/01/2026			
313384AD1	36058	Federal Agency Disc. -Amortizing	Fair	974,652.05	4.030	974,519.60	09/30/2026	4.191	01/04/2027	95		
313385H82	35954	Federal Agency Disc. -Amortizing	Fair	1,335,000.00	3.645	1,334,858.72	09/30/2026	3.766	10/01/2026			
313384AD1	36059	Federal Agency Disc. -Amortizing	Fair	1,756,352.68	4.030	1,756,114.00	09/30/2026	4.191	01/04/2027	95		
313385H82	35962	Federal Agency Disc. -Amortizing	Fair	1,065,000.00	3.645	1,064,887.29	09/30/2026	3.766	10/01/2026			
313384AD1	36060	Federal Agency Disc. -Amortizing	Fair	687,698.66	4.030	687,605.20	09/30/2026	4.191	01/04/2027	95		
313385H82	35958	Federal Agency Disc. -Amortizing	Fair	1,415,000.00	3.645	1,414,850.25	09/30/2026	3.766	10/01/2026			
313384AD1	36061	Federal Agency Disc. -Amortizing	Fair	781,700.63	4.030	781,594.40	09/30/2026	4.191	01/04/2027	95		
313385H82	35915	Federal Agency Disc. -Amortizing	Fair	100,000.00	3.645	99,989.42	09/30/2026	3.776	10/01/2026			
313385H82	35916	Federal Agency Disc. -Amortizing	Fair	1,715,000.00	3.645	1,714,818.50	09/30/2026	3.776	10/01/2026			
313384AD1	36062	Federal Agency Disc. -Amortizing	Fair	232,531.20	4.030	232,499.60	09/30/2026	4.191	01/04/2027	95		
313384AD1	36063	Federal Agency Disc. -Amortizing	Fair	178,109.00	4.030	178,084.80	09/30/2026	4.191	01/04/2027	95		
313385H82	35917	Federal Agency Disc. -Amortizing	Fair	100,000.00	3.645	99,989.42	09/30/2026	3.776	10/01/2026			
313384AD1	36064	Federal Agency Disc. -Amortizing	Fair	123,686.81	4.030	123,670.00	09/30/2026	4.191	01/04/2027	95		
3130B9ZS2	35680	Federal Agency Coupon Securities	Fair	890,000.00	4.500	864,607.77	09/30/2026	4.500	03/25/2031	1,636	03/25/2027	

CUSIP	Investment #	Security Type	Investment Class	Book Value	Current Rate	Market Value	Market Date	YTM/C 365	Redemption Date	Days To Maturity	Call Date	Collateral
313385P34	36111	Federal Agency Disc. -Amortizing	Fair	4,977,009.50	3.910	4,976,044.45	09/30/2026	4.039	11/13/2026	43		
313385K62	36108	Treasury Discounts -Amortizing	Fair	4,992,638.09	3.830	4,992,062.50	09/30/2026	3.943	10/15/2026	14		
		Subtotal and Average		**73,565,492.72**		**73,531,090.68**		**3.969**		**59**		
Federal Home Loan Mortgage Cor												
3132DWHT3	33350	Pass Through Securities (GNMA/CMO)2	Fair	1,231,748.20	5.500	1,184,205.63	09/30/2026	5.514	07/01/2053	9,770		
3132DWHU0	33391	Pass Through Securities (GNMA/CMO)2	Fair	773,517.49	6.000	764,862.27	09/30/2026	6.011	07/01/2053	9,770		
3133C8HX6	33403	Pass Through Securities (GNMA/CMO)2	Fair	3,657,179.31	5.500	3,512,981.70	09/30/2026	5.515	07/01/2053	9,770		
3133C9XK4	33495	Pass Through Securities (GNMA/CMO)2	Fair	2,020,320.17	5.500	1,948,175.00	09/30/2026	5.515	07/01/2053	9,770		
3133C9XN8	33496	Pass Through Securities (GNMA/CMO)2	Fair	2,688,972.39	6.000	2,663,832.62	09/30/2026	6.017	08/01/2053	9,801		
3133CDQG2	33498	Pass Through Securities (GNMA/CMO)2	Fair	3,756,591.28	6.000	3,725,246.47	09/30/2026	6.018	09/01/2053	9,832		
3133CFKT5	33533	Pass Through Securities (GNMA/CMO)2	Fair	635,885.16	6.000	628,632.39	09/30/2026	6.020	09/01/2053	9,832		
3133CFKX6	33534	Pass Through Securities (GNMA/CMO)2	Fair	2,704,146.33	6.000	2,676,727.50	09/30/2026	6.020	09/01/2053	9,832		
3133CHBP9	33565	Pass Through Securities (GNMA/CMO)2	Fair	4,757,786.03	6.000	4,695,375.58	09/30/2026	6.021	11/01/2053	9,893		
3133CKKT4	33641	Pass Through Securities (GNMA/CMO)2	Fair	8,196,659.71	6.500	8,303,574.73	09/30/2026	6.507	11/01/2053	9,893		
3133CMKU7	33763	Pass Through Securities (GNMA/CMO)2	Fair	5,025,598.68	6.500	5,079,821.77	09/30/2026	6.484	12/01/2053	9,923		
3133W67H4	33806	Pass Through Securities (GNMA/CMO)2	Fair	2,083,540.59	6.500	2,111,460.60	09/30/2026	6.502	02/01/2054	9,985		
3133W8TM5	33835	Pass Through Securities (GNMA/CMO)2	Fair	2,098,061.57	6.000	2,075,705.17	09/30/2026	6.009	03/01/2054	10,013		
3133WAMA3	33863	Pass Through Securities (GNMA/CMO)2	Fair	3,246,921.54	6.000	3,222,683.95	09/30/2026	6.011	04/01/2054	10,044		
3133WDHX3	33937	Pass Through Securities (GNMA/CMO)2	Fair	458,451.22	6.500	465,200.72	09/30/2026	6.510	05/01/2054	10,074		
3133WCR71	33911	Pass Through Securities (GNMA/CMO)2	Fair	1,624,495.00	6.000	1,606,997.45	09/30/2026	6.019	05/01/2054	10,074		
3133WCSM7	33912	Pass Through Securities (GNMA/CMO)2	Fair	2,768,764.88	6.500	2,804,922.68	09/30/2026	6.509	05/01/2054	10,074		
3133WDKF8	33938	Pass Through Securities (GNMA/CMO)2	Fair	2,768,057.23	6.500	2,805,152.24	09/30/2026	6.510	05/01/2054	10,074		
3133WE5X4	33995	Pass Through Securities (GNMA/CMO)2	Fair	1,052,387.52	6.500	1,066,102.33	09/30/2026	6.510	06/01/2054	10,105		
3133WE5W6	33996	Pass Through Securities (GNMA/CMO)2	Fair	2,302,176.25	6.000	2,277,039.50	09/30/2026	6.018	06/01/2054	10,105		
3133CQB20	34193	Pass Through Securities (GNMA/CMO)2	Fair	379,880.69	6.000	375,238.76	09/30/2026	6.017	07/01/2054	10,135		
3133CQB46	34194	Pass Through Securities (GNMA/CMO)2	Fair	3,879,446.40	6.500	3,930,114.34	09/30/2026	6.509	06/01/2054	10,105		
3133CQLY9	34195	Pass Through Securities (GNMA/CMO)2	Fair	2,287,905.02	6.500	2,324,772.94	09/30/2026	6.496	07/01/2054	10,135		
3133CSE64	34205	Pass Through Securities (GNMA/CMO)2	Fair	4,898,791.37	6.000	4,844,737.27	09/30/2026	5.993	08/01/2054	10,166		
3133CTE21	34219	Pass Through Securities (GNMA/CMO)2	Fair	3,789,683.28	6.000	3,747,927.87	09/30/2026	5.984	08/01/2054	10,166		
3133CTBF5	34220	Pass Through Securities (GNMA/CMO)2	Fair	1,174,936.18	6.500	1,194,837.23	09/30/2026	6.467	07/01/2054	10,135		
3133CUVU7	34233	Pass Through Securities (GNMA/CMO)2	Fair	2,517,007.45	6.500	2,549,860.14	09/30/2026	6.462	09/01/2054	10,197		
3133CUVS2	34234	Pass Through Securities (GNMA/CMO)2	Fair	6,038,734.30	6.000	5,970,159.10	09/30/2026	5.980	09/01/2054	10,197		
3133CXPZ7	34326	Pass Through Securities (GNMA/CMO)2	Fair	5,989,866.97	6.500	6,067,733.20	09/30/2026	6.451	10/01/2054	10,227		
3133D0W72	34449	Pass Through Securities (GNMA/CMO)2	Fair	3,125,515.71	6.000	3,090,128.81	09/30/2026	6.000	10/01/2054	10,227		
3133D0W80	34450	Pass Through Securities (GNMA/CMO)2	Fair	1,400,469.27	6.500	1,419,237.01	09/30/2026	6.490	10/01/2054	10,227		
31425VV59	34507	Pass Through Securities (GNMA/CMO)2	Fair	822,494.99	6.500	837,274.63	09/30/2026	6.486	11/01/2054	10,258		
31425WHT1	34519	Pass Through Securities (GNMA/CMO)2	Fair	1,967,086.07	6.000	1,966,190.57	09/30/2026	6.003	11/01/2054	10,258		
31425YJ24	34605	Pass Through Securities (GNMA/CMO)2	Fair	565,125.44	6.000	560,554.63	09/30/2026	6.015	12/01/2054	10,288		
31426FSB4	34722	Pass Through Securities (GNMA/CMO)2	Fair	2,391,731.50	6.500	2,439,609.09	09/30/2026	6.480	03/01/2055	10,378		

CUSIP	Investment #	Security Type	Investment Class	Book Value	Current Rate	Market Value	Market Date	YTM/C 365	Redemption Date	Days To Maturity	Call Date	Collateral
31426KDS2	34881	Pass Through Securities (GNMA/CMO)2	Fair	3,353,500.30	6.500	3,425,977.52	09/30/2026	6.475	03/01/2055	10,378		
31426NHT0	34894	Pass Through Securities (GNMA/CMO)2	Fair	1,887,071.19	6.000	1,859,753.32	09/30/2026	6.005	05/01/2055	10,439		
31426NHU7	34895	Pass Through Securities (GNMA/CMO)2	Fair	1,344,033.22	6.000	1,322,376.28	09/30/2026	6.005	05/01/2055	10,439		
31426NHV5	34896	Pass Through Securities (GNMA/CMO)2	Fair	1,475,176.27	6.500	1,492,989.82	09/30/2026	6.496	04/01/2055	10,409		
31426NHW3	34897	Pass Through Securities (GNMA/CMO)2	Fair	1,454,147.51	6.500	1,466,207.63	09/30/2026	6.496	04/01/2055	10,409		
31426QY80	34979	Pass Through Securities (GNMA/CMO)2	Fair	1,828,787.73	6.000	1,820,269.80	09/30/2026	6.007	06/01/2055	10,470		
31426QZC0	34980	Pass Through Securities (GNMA/CMO)2	Fair	4,001,175.35	6.000	3,968,155.85	09/30/2026	6.007	06/01/2055	10,470		
31426TSN8	35039	Pass Through Securities (GNMA/CMO)2	Fair	2,373,785.47	6.000	2,360,614.17	09/30/2026	6.002	06/01/2055	10,470		
3142K8C54	35847	Pass Through Securities (GNMA/CMO)2	Fair	3,652,477.59	5.500	3,528,029.20	09/30/2026	5.505	06/01/2056	10,836		
		Subtotal and Average		**116,450,089.82**		**116,181,449.48**		**6.165**		**10,127**		
Federal National Mortgage Admi												
313589H89	35920	Federal Agency Disc. -Amortizing	Fair	580,000.00	3.645	579,938.62	09/30/2026	3.776	10/01/2026			
313588AD7	35985	Federal Agency Disc. -Amortizing	Fair	212,748.93	4.015	212,712.40	09/30/2026	4.176	01/04/2027	95		
313588AD7	36067	Federal Agency Disc. -Amortizing	Fair	237,470.74	4.045	237,446.40	09/30/2026	4.204	01/04/2027	95		
313589H89	35921	Federal Agency Disc. -Amortizing	Fair	285,000.00	3.645	284,969.84	09/30/2026	3.776	10/01/2026			
313588AD7	35986	Federal Agency Disc. -Amortizing	Fair	113,795.94	4.015	113,776.40	09/30/2026	4.176	01/04/2027	95		
313588AD7	36068	Federal Agency Disc. -Amortizing	Fair	316,627.65	4.045	316,595.20	09/30/2026	4.204	01/04/2027	95		
313589H89	35922	Federal Agency Disc. -Amortizing	Fair	790,000.00	3.645	789,916.39	09/30/2026	3.776	10/01/2026			
313588AD7	35987	Federal Agency Disc. -Amortizing	Fair	123,691.24	4.015	123,670.00	09/30/2026	4.176	01/04/2027	95		
313588AD7	36069	Federal Agency Disc. -Amortizing	Fair	366,100.73	4.045	366,063.20	09/30/2026	4.204	01/04/2027	95		
313589H89	35923	Federal Agency Disc. -Amortizing	Fair	655,000.00	3.645	654,930.68	09/30/2026	3.776	10/01/2026			
313588AD7	35988	Federal Agency Disc. -Amortizing	Fair	232,539.53	4.015	232,499.60	09/30/2026	4.176	01/04/2027	95		
313588AD7	36070	Federal Agency Disc. -Amortizing	Fair	474,941.48	4.045	474,892.80	09/30/2026	4.204	01/04/2027	95		
313588AD7	35989	Federal Agency Disc. -Amortizing	Fair	103,900.64	4.015	103,882.80	09/30/2026	4.176	01/04/2027	95		
313588AD7	36107	Federal Agency Disc. -Amortizing	Fair	267,154.58	4.045	267,127.20	09/30/2026	4.204	01/04/2027	95		
313589H89	35924	Federal Agency Disc. -Amortizing	Fair	510,000.00	3.645	509,946.03	09/30/2026	3.776	10/01/2026			
313588AD7	35990	Federal Agency Disc. -Amortizing	Fair	222,644.23	4.015	222,606.00	09/30/2026	4.176	01/04/2027	95		
313588AD7	36072	Federal Agency Disc. -Amortizing	Fair	628,308.00	4.045	628,243.60	09/30/2026	4.204	01/04/2027	95		
313588AD7	35991	Federal Agency Disc. -Amortizing	Fair	761,938.04	4.015	761,807.20	09/30/2026	4.176	01/04/2027	95		
313588AD7	36073	Federal Agency Disc. -Amortizing	Fair	509,572.63	4.045	509,520.40	09/30/2026	4.204	01/04/2027	95		
313588AD7	35992	Federal Agency Disc. -Amortizing	Fair	717,409.20	4.015	717,286.00	09/30/2026	4.176	01/04/2027	95		
313588AD7	36074	Federal Agency Disc. -Amortizing	Fair	544,203.78	4.045	544,148.00	09/30/2026	4.204	01/04/2027	95		
313588AD7	35993	Federal Agency Disc. -Amortizing	Fair	242,434.83	4.015	242,393.20	09/30/2026	4.176	01/04/2027	95		
313589H89	35927	Federal Agency Disc. -Amortizing	Fair	495,000.00	3.645	494,947.61	09/30/2026	3.776	10/01/2026			
313588AD7	35994	Federal Agency Disc. -Amortizing	Fair	178,115.39	4.015	178,084.80	09/30/2026	4.176	01/04/2027	95		
313588AD7	36075	Federal Agency Disc. -Amortizing	Fair	272,101.89	4.045	272,074.00	09/30/2026	4.204	01/04/2027	95		
313588AD7	35995	Federal Agency Disc. -Amortizing	Fair	1,019,215.82	4.015	1,019,040.80	09/30/2026	4.176	01/04/2027	95		
313588AD7	36076	Federal Agency Disc. -Amortizing	Fair	588,729.55	4.045	588,669.20	09/30/2026	4.204	01/04/2027	95		
313589H89	35929	Federal Agency Disc. -Amortizing	Fair	220,000.00	3.645	219,976.72	09/30/2026	3.776	10/01/2026			

CUSIP	Investment #	Security Type	Investment Class	Book Value	Current Rate	Market Value	Market Date	YTM/C 365	Redemption Date	Days To Maturity	Call Date	Collateral
313588AD7	35996	Federal Agency Disc. -Amortizing	Fair	885,629.28	4.015	885,477.20	09/30/2026	4.176	01/04/2027	95		
313588AD7	36077	Federal Agency Disc. -Amortizing	Fair	247,365.36	4.045	247,340.00	09/30/2026	4.204	01/04/2027	95		
313589H89	35930	Federal Agency Disc. -Amortizing	Fair	515,000.00	3.645	514,945.50	09/30/2026	3.776	10/01/2026			
313588AD7	35997	Federal Agency Disc. -Amortizing	Fair	806,466.89	4.015	806,328.40	09/30/2026	4.176	01/04/2027	95		
313588AD7	36078	Federal Agency Disc. -Amortizing	Fair	380,942.65	4.045	380,903.60	09/30/2026	4.204	01/04/2027	95		
313589H89	35931	Federal Agency Disc. -Amortizing	Fair	370,000.00	3.645	369,960.84	09/30/2026	3.776	10/01/2026			
313588AD7	35998	Federal Agency Disc. -Amortizing	Fair	643,194.45	4.015	643,084.00	09/30/2026	4.176	01/04/2027	95		
313588AD7	36079	Federal Agency Disc. -Amortizing	Fair	578,834.93	4.045	578,775.60	09/30/2026	4.204	01/04/2027	95		
313589H89	35932	Federal Agency Disc. -Amortizing	Fair	155,000.00	3.645	154,983.60	09/30/2026	3.776	10/01/2026			
313588AD7	35999	Federal Agency Disc. -Amortizing	Fair	964,791.68	4.015	964,626.00	09/30/2026	4.176	01/04/2027	95		
313588AD7	36080	Federal Agency Disc. -Amortizing	Fair	494,730.71	4.045	494,680.00	09/30/2026	4.204	01/04/2027	95		
313588AD7	36000	Federal Agency Disc. -Amortizing	Fair	865,838.69	4.015	865,690.00	09/30/2026	4.176	01/04/2027	95		
313588AD7	36081	Federal Agency Disc. -Amortizing	Fair	613,466.08	4.045	613,403.20	09/30/2026	4.204	01/04/2027	95		
313589H89	35964	Federal Agency Disc. -Amortizing	Fair	690,000.00	3.645	689,926.98	09/30/2026	3.764	10/01/2026			
313588AD7	36001	Federal Agency Disc. -Amortizing	Fair	272,120.73	4.015	272,074.00	09/30/2026	4.176	01/04/2027	95		
313588AD7	36082	Federal Agency Disc. -Amortizing	Fair	766,832.60	4.045	766,754.00	09/30/2026	4.204	01/04/2027	95		
313588AD7	36002	Federal Agency Disc. -Amortizing	Fair	1,147,854.71	4.015	1,147,657.60	09/30/2026	4.176	01/04/2027	95		
313588AD7	36083	Federal Agency Disc. -Amortizing	Fair	643,149.92	4.045	643,084.00	09/30/2026	4.204	01/04/2027	95		
313588AD7	36003	Federal Agency Disc. -Amortizing	Fair	1,657,462.63	4.015	1,657,178.00	09/30/2026	4.176	01/04/2027	95		
313588AD7	36084	Federal Agency Disc. -Amortizing	Fair	692,622.99	4.045	692,552.00	09/30/2026	4.204	01/04/2027	95		
313588AD7	36004	Federal Agency Disc. -Amortizing	Fair	732,252.15	4.015	732,126.40	09/30/2026	4.176	01/04/2027	95		
313588AD7	36085	Federal Agency Disc. -Amortizing	Fair	529,361.86	4.045	529,307.60	09/30/2026	4.204	01/04/2027	95		
313588AD7	36005	Federal Agency Disc. -Amortizing	Fair	1,147,854.71	4.015	1,147,657.60	09/30/2026	4.176	01/04/2027	95		
313588AD7	36086	Federal Agency Disc. -Amortizing	Fair	737,148.76	4.045	737,073.20	09/30/2026	4.204	01/04/2027	95		
313588AD7	36006	Federal Agency Disc. -Amortizing	Fair	1,494,190.19	4.015	1,493,933.60	09/30/2026	4.176	01/04/2027	95		
313588AD7	36087	Federal Agency Disc. -Amortizing	Fair	1,340,720.22	4.045	1,340,582.80	09/30/2026	4.204	01/04/2027	95		
3135GABB6	35971	Federal Agency Coupon Securities	Fair	500,854.17	0.750	496,930.47	09/30/2026	0.749	12/23/2026	83		
313588AD7	36007	Federal Agency Disc. -Amortizing	Fair	1,083,535.27	4.015	1,083,349.20	09/30/2026	4.176	01/04/2027	95		
313588AD7	36088	Federal Agency Disc. -Amortizing	Fair	237,470.74	4.045	237,446.40	09/30/2026	4.204	01/04/2027	95		
313588AD7	36008	Federal Agency Disc. -Amortizing	Fair	1,212,174.16	4.015	1,211,966.00	09/30/2026	4.176	01/04/2027	95		
313588AD7	36089	Federal Agency Disc. -Amortizing	Fair	544,203.78	4.045	544,148.00	09/30/2026	4.204	01/04/2027	95		
313588AD7	36009	Federal Agency Disc. -Amortizing	Fair	1,137,959.42	4.015	1,137,764.00	09/30/2026	4.176	01/04/2027	95		
313588AD7	36090	Federal Agency Disc. -Amortizing	Fair	494,730.71	4.045	494,680.00	09/30/2026	4.204	01/04/2027	95		
313588AD7	36010	Federal Agency Disc. -Amortizing	Fair	1,484,294.89	4.015	1,484,040.00	09/30/2026	4.176	01/04/2027	95		
313588AD7	36091	Federal Agency Disc. -Amortizing	Fair	544,203.78	4.045	544,148.00	09/30/2026	4.204	01/04/2027	95		
313588AD7	36011	Federal Agency Disc. -Amortizing	Fair	766,885.69	4.015	766,754.00	09/30/2026	4.176	01/04/2027	95		
313588AD7	36092	Federal Agency Disc. -Amortizing	Fair	435,363.03	4.045	435,318.40	09/30/2026	4.204	01/04/2027	95		
313588AD7	36012	Federal Agency Disc. -Amortizing	Fair	296,858.98	4.015	296,808.00	09/30/2026	4.176	01/04/2027	95		
313588AD7	36093	Federal Agency Disc. -Amortizing	Fair	331,469.58	4.045	331,435.60	09/30/2026	4.204	01/04/2027	95		
313588AD7	36013	Federal Agency Disc. -Amortizing	Fair	1,518,928.44	4.015	1,518,667.60	09/30/2026	4.176	01/04/2027	95		

CUSIP	Investment #	Security Type	Investment Class	Book Value	Current Rate	Market Value	Market Date	YTM/C 365	Redemption Date	Days To Maturity	Call Date	Collateral
313588AD7	36094	Federal Agency Disc. -Amortizing	Fair	1,236,826.78	4.045	1,236,700.00	09/30/2026	4.204	01/04/2027	95		
313589H89	35969	Federal Agency Disc. -Amortizing	Fair	100,000.00	3.645	99,989.42	09/30/2026	3.763	10/01/2026			
313588AD7	36014	Federal Agency Disc. -Amortizing	Fair	197,905.99	4.015	197,872.00	09/30/2026	4.176	01/04/2027	95		
313588AD7	36095	Federal Agency Disc. -Amortizing	Fair	1,236,826.78	4.045	1,236,700.00	09/30/2026	4.204	01/04/2027	95		
313588AD7	36015	Federal Agency Disc. -Amortizing	Fair	470,026.72	4.015	469,946.00	09/30/2026	4.176	01/04/2027	95		
313588AD7	36096	Federal Agency Disc. -Amortizing	Fair	1,484,192.13	4.045	1,484,040.00	09/30/2026	4.204	01/04/2027	95		
313588AD7	36016	Federal Agency Disc. -Amortizing	Fair	1,167,645.31	4.015	1,167,444.80	09/30/2026	4.176	01/04/2027	95		
313588AD7	36097	Federal Agency Disc. -Amortizing	Fair	1,286,299.85	4.045	1,286,168.00	09/30/2026	4.204	01/04/2027	95		
313589H89	35933	Federal Agency Disc. -Amortizing	Fair	2,980,000.00	3.645	2,979,684.63	09/30/2026	3.776	10/01/2026			
313588AD7	36017	Federal Agency Disc. -Amortizing	Fair	974,686.98	4.015	974,519.60	09/30/2026	4.176	01/04/2027	95		
313588AD7	36098	Federal Agency Disc. -Amortizing	Fair	1,978,922.84	4.045	1,978,720.00	09/30/2026	4.204	01/04/2027	95		
313589H89	35934	Federal Agency Disc. -Amortizing	Fair	7,450,000.00	3.645	7,449,211.57	09/30/2026	3.776	10/01/2026			
313589H89	35955	Federal Agency Disc. -Amortizing	Fair	285,000.00	3.645	284,969.84	09/30/2026	3.766	10/01/2026			
313588AD7	36018	Federal Agency Disc. -Amortizing	Fair	494,764.96	4.015	494,680.00	09/30/2026	4.176	01/04/2027	95		
313588AD7	36099	Federal Agency Disc. -Amortizing	Fair	2,968,384.26	4.045	2,968,080.00	09/30/2026	4.204	01/04/2027	95		
313589H89	35935	Federal Agency Disc. -Amortizing	Fair	4,930,000.00	3.645	4,929,478.26	09/30/2026	3.776	10/01/2026			
313589H89	35966	Federal Agency Disc. -Amortizing	Fair	610,000.00	3.645	609,935.44	09/30/2026	3.764	10/01/2026			
313588AD7	36019	Federal Agency Disc. -Amortizing	Fair	672,880.35	4.015	672,764.80	09/30/2026	4.176	01/04/2027	95		
313588AD7	36100	Federal Agency Disc. -Amortizing	Fair	1,978,922.84	4.045	1,978,720.00	09/30/2026	4.204	01/04/2027	95		
313589H89	35936	Federal Agency Disc. -Amortizing	Fair	2,800,000.00	3.645	2,799,703.68	09/30/2026	3.776	10/01/2026			
313589H89	35957	Federal Agency Disc. -Amortizing	Fair	770,000.00	3.645	769,918.51	09/30/2026	3.766	10/01/2026			
313589H89	35967	Federal Agency Disc. -Amortizing	Fair	500,000.00	3.645	499,947.09	09/30/2026	3.764	10/01/2026			
313588AD7	36020	Federal Agency Disc. -Amortizing	Fair	781,728.64	4.015	781,594.40	09/30/2026	4.176	01/04/2027	95		
313588AD7	36101	Federal Agency Disc. -Amortizing	Fair	2,968,384.26	4.045	2,968,080.00	09/30/2026	4.204	01/04/2027	95		
313588AD7	36021	Federal Agency Disc. -Amortizing	Fair	222,644.23	4.015	222,606.00	09/30/2026	4.176	01/04/2027	95		
313588AD7	36102	Federal Agency Disc. -Amortizing	Fair	895,462.59	4.045	895,370.80	09/30/2026	4.204	01/04/2027	95		
313589H89	35965	Federal Agency Disc. -Amortizing	Fair	1,165,000.00	3.645	1,164,876.71	09/30/2026	3.764	10/01/2026			
313589H89	35970	Federal Agency Disc. -Amortizing	Fair	210,000.00	3.645	209,977.78	09/30/2026	3.763	10/01/2026			
313588AD7	36022	Federal Agency Disc. -Amortizing	Fair	232,539.53	4.015	232,499.60	09/30/2026	4.176	01/04/2027	95		
313588AD7	36103	Federal Agency Disc. -Amortizing	Fair	2,473,653.55	4.045	2,473,400.00	09/30/2026	4.204	01/04/2027	95		
313589H89	35937	Federal Agency Disc. -Amortizing	Fair	180,000.00	3.645	179,980.95	09/30/2026	3.776	10/01/2026			
313588AD7	36023	Federal Agency Disc. -Amortizing	Fair	178,115.39	4.015	178,084.80	09/30/2026	4.176	01/04/2027	95		
313588AD7	36104	Federal Agency Disc. -Amortizing	Fair	1,212,090.24	4.045	1,211,966.00	09/30/2026	4.204	01/04/2027	95		
313588AD7	36026	Federal Agency Disc. -Amortizing	Fair	123,691.24	4.015	123,670.00	09/30/2026	4.176	01/04/2027	95		
313588AD7	36105	Federal Agency Disc. -Amortizing	Fair	1,434,719.06	4.045	1,434,572.00	09/30/2026	4.204	01/04/2027	95		
313588AD7	36106	Federal Agency Disc. -Amortizing	Fair	247,365.36	4.045	247,340.00	09/30/2026	4.204	01/04/2027	95		
3135GABB6	31846	Federal Agency Coupon Securities	Fair	1,000,000.00	0.750	992,152.59	09/30/2026	0.750	12/23/2026	83		
3136GDCV3	35786	Federal Agency Coupon Securities	Fair	1,000,000.00	4.500	968,584.60	09/30/2026	4.500	05/22/2031	1,694		
313589H89	35918	Federal Agency Disc. -Amortizing	Fair	665,000.00	3.645	664,929.62	09/30/2026	3.776	10/01/2026			

CUSIP	Investment #	Security Type	Investment Class	Book Value	Current Rate	Market Value	Market Date	YTM/C 365	Redemption Date	Days To Maturity	Call Date	Collateral
		Subtotal and Average		**93,194,089.53**		**93,139,605.97**		**4.015**		**83**		
Ginnie Mae												
36179XTD8	33124	Pass Through Securities	Fair	1,194,621.80	5.500	1,155,429.90	09/30/2026	5.511	11/20/2052	9,547		
36179XVT0	33221	Pass Through Securities	Fair	1,421,341.40	5.500	1,372,802.29	09/30/2026	5.502	03/20/2053	9,667		
36179XX68	33273	Pass Through Securities	Fair	3,290,555.60	5.500	3,181,559.99	09/30/2026	5.511	04/20/2053	9,698		
36179X2L9	33326	Pass Through Securities	Fair	2,173,012.66	5.500	2,095,405.01	09/30/2026	5.532	05/20/2053	9,728		
36179X5G7	33390	Pass Through Securities	Fair	6,387,661.18	5.000	5,988,018.24	09/30/2026	5.013	06/20/2053	9,759		
36179YAR5	33404	Pass Through Securities	Fair	3,654,326.98	5.000	3,436,467.70	09/30/2026	5.012	07/20/2053	9,789		
36179YDK7	33497	Pass Through Securities	Fair	4,445,892.44	5.500	4,299,527.53	09/30/2026	5.518	08/20/2053	9,820		
36179YFL3	33499	Pass Through Securities	Fair	2,877,225.55	5.500	2,780,365.39	09/30/2026	5.518	09/20/2053	9,851		
36179YFL3	33502	Pass Through Securities	Fair	3,563,344.56	5.500	3,443,386.60	09/30/2026	5.524	09/20/2053	9,851		
36179YKS2	33566	Pass Through Securities	Fair	5,525,870.11	5.500	5,330,580.33	09/30/2026	5.519	11/20/2053	9,912		
36179YKT0	33568	Pass Through Securities	Fair	3,916,242.96	6.000	3,911,492.75	09/30/2026	6.025	11/20/2053	9,912		
36179YMM3	33692	Pass Through Securities	Fair	2,798,492.08	6.500	2,828,423.94	09/30/2026	6.487	12/20/2053	9,942		
36179YPJ7	33764	Pass Through Securities	Fair	878,894.36	6.500	888,119.34	09/30/2026	6.527	01/20/2054	9,973		
36179YPK4	33765	Pass Through Securities	Fair	599,689.97	7.000	615,652.87	09/30/2026	7.031	01/20/2054	9,973		
36179YRK2	33807	Pass Through Securities	Fair	1,085,015.56	6.500	1,097,267.64	09/30/2026	6.501	02/20/2054	10,004		
36179YRJ5	33808	Pass Through Securities	Fair	650,407.57	6.000	644,238.56	09/30/2026	6.021	02/20/2054	10,004		
36179YS70	33856	Pass Through Securities	Fair	1,115,056.71	6.000	1,103,040.91	09/30/2026	6.018	03/20/2054	10,032		
36179YU77	33910	Pass Through Securities	Fair	3,840,301.50	6.000	3,800,729.46	09/30/2026	6.023	04/20/2054	10,063		
36179YW67	33935	Pass Through Securities	Fair	4,428,506.68	6.000	4,379,592.72	09/30/2026	6.021	05/20/2054	10,093		
36179YW75	33936	Pass Through Securities	Fair	357,699.15	6.500	361,472.12	09/30/2026	6.507	05/20/2054	10,093		
3618AH7M3	34149	Pass Through Securities	Fair	4,391,914.84	6.000	4,368,015.23	09/30/2026	6.018	06/20/2054	10,124		
3618AJAB9	34210	Pass Through Securities	Fair	6,521,334.45	6.000	6,479,431.29	09/30/2026	6.008	07/20/2054	10,154		
3618AJAA1	34211	Pass Through Securities	Fair	8,728,509.87	6.500	8,866,482.47	09/30/2026	6.511	07/20/2054	10,154		
3618AJAC7	34216	Pass Through Securities	Fair	12,021,786.73	6.000	11,944,632.71	09/30/2026	6.003	08/20/2054	10,185		
3618AJAD5	34217	Pass Through Securities	Fair	1,382,143.31	6.500	1,404,026.95	09/30/2026	6.471	07/20/2054	10,154		
3618AJAE3	34310	Pass Through Securities	Fair	27,693,935.04	6.000	27,516,201.46	09/30/2026	5.992	09/20/2054	10,216		
3618AJAF0	34400	Pass Through Securities	Fair	5,156,809.14	6.000	5,123,713.82	09/30/2026	6.010	09/20/2054	10,216		
3618AJAH6	34501	Pass Through Securities	Fair	6,154,014.95	6.000	6,114,519.96	09/30/2026	6.018	11/20/2054	10,277		
3618AJAG8	34401	Pass Through Securities	Fair	9,724,387.48	6.000	9,661,978.70	09/30/2026	6.010	10/20/2054	10,246		
3618AJAJ2	34499	Pass Through Securities	Fair	26,879,078.66	6.000	26,706,576.26	09/30/2026	6.018	11/20/2054	10,277		
3618AJAK9	34532	Pass Through Securities	Fair	5,187,742.28	6.000	5,179,925.23	09/30/2026	6.019	12/20/2054	10,307		
3618AJAL7	34533	Pass Through Securities	Fair	12,153,320.46	6.000	12,134,997.14	09/30/2026	6.019	12/20/2054	10,307		
3618AJAM5	34668	Pass Through Securities	Fair	1,765,395.78	6.000	1,762,740.61	09/30/2026	6.021	01/20/2055	10,338		
3618AJAN3	34669	Pass Through Securities	Fair	10,212,557.66	6.000	10,247,624.01	09/30/2026	6.021	01/20/2055	10,338		
3618AJAP8	34718	Pass Through Securities	Fair	13,416,757.98	6.000	13,462,827.77	09/30/2026	6.016	02/20/2055	10,369		
3618AJAQ6	34820	Pass Through Securities	Fair	8,329,934.55	6.000	8,358,538.80	09/30/2026	6.005	03/20/2055	10,397		
3618AJAR4	34893	Pass Through Securities	Fair	10,478,939.46	6.000	10,463,170.96	09/30/2026	6.015	04/20/2055	10,428		

CUSIP	Investment #	Security Type	Investment Class	Book Value	Current Rate	Market Value	Market Date	YTM/C 365	Redemption Date	Days To Maturity	Call Date	Collateral
3618AJAS2	34982	Pass Through Securities	Fair	11,329,088.41	6.000	11,367,991.03	09/30/2026	6.011	06/20/2055	10,489		
3618AJAT0	35038	Pass Through Securities	Fair	8,935,966.52	6.000	8,958,420.37	09/30/2026	6.007	07/20/2055	10,519		
		Subtotal and Average		**244,667,776.39**		**242,835,388.06**		**5.954**		**10,201**		
		Total and Average		**527,877,448.46**		**525,687,534.19**		**5.381**		**6,985**		

2013 Res Float/Equity (merged)
Purchases Report
Sorted by Security ID - Fund
July 1, 2026 - September 30, 2026

THDA
Andrew Jackson Building
502 Deaderick St., Third Floor
Nashville, TN 37243
(615)815-2020

CUSIP	Investment #	Fund	Sec. Type	Issuer	Original Par Value	Purchase Date	Payment Periods	Principal Purchased	Accrued Interest at Purchase	Rate at Purchase	Maturity/ Call Date	YTM	Ending Book Value
313384AD1													
313384AD1	36027	131312	AFD	FHLB	215,000.00	09/24/2026	01/04 - At Maturity	212,545.06		4.030	01/04/2027	4.133	212,741.31
313384AD1	36028	131322	AFD	FHLB	115,000.00	09/24/2026	01/04 - At Maturity	113,686.89		4.030	01/04/2027	4.133	113,791.86
313384AD1	36029	131412	AFD	FHLB	120,000.00	09/24/2026	01/04 - At Maturity	118,629.80		4.030	01/04/2027	4.133	118,739.34
313384AD1	36030	131422	AFD	FHLB	235,000.00	09/24/2026	01/04 - At Maturity	232,316.69		4.030	01/04/2027	4.133	232,531.20
313384AD1	36031	131512	AFD	FHLB	105,000.00	09/24/2026	01/04 - At Maturity	103,801.08		4.030	01/04/2027	4.133	103,896.92
313384AD1	36032	131522	AFD	FHLB	230,000.00	09/24/2026	01/04 - At Maturity	227,373.78		4.030	01/04/2027	4.133	227,583.73
313384AD1	36033	131612	AFD	FHLB	770,000.00	09/24/2026	01/04 - At Maturity	761,207.88		4.030	01/04/2027	4.133	761,910.74
313384AD1	36034	131622	AFD	FHLB	725,000.00	09/24/2026	01/04 - At Maturity	716,721.71		4.030	01/04/2027	4.133	717,383.49
313384AD1	36035	131632	AFD	FHLB	245,000.00	09/24/2026	01/04 - At Maturity	242,202.51		4.030	01/04/2027	4.133	242,426.15
313384AD1	36036	131712	AFD	FHLB	180,000.00	09/24/2026	01/04 - At Maturity	177,944.70		4.030	01/04/2027	4.133	178,109.00
313384AD1	36037	131732	AFD	FHLB	1,030,000.00	09/24/2026	01/04 - At Maturity	1,018,239.12		4.030	01/04/2027	4.133	1,019,179.30
313384AD1	36038	131742	AFD	FHLB	815,000.00	09/24/2026	01/04 - At Maturity	805,694.06		4.030	01/04/2027	4.133	806,437.99
313384AD1	36040	131812	AFD	FHLB	650,000.00	09/24/2026	01/04 - At Maturity	642,578.08		4.030	01/04/2027	4.133	643,171.41
313384AD1	36041	131822	AFD	FHLB	1,000,000.00	09/24/2026	01/04 - At Maturity	988,581.67		4.030	01/04/2027	4.133	989,494.47
313384AD1	36042	131832	AFD	FHLB	875,000.00	09/24/2026	01/04 - At Maturity	865,008.96		4.030	01/04/2027	4.133	865,807.66
313384AD1	36043	131842	AFD	FHLB	275,000.00	09/24/2026	01/04 - At Maturity	271,859.96		4.030	01/04/2027	4.133	272,110.98
313384AD1	36044	131912	AFD	FHLB	1,160,000.00	09/24/2026	01/04 - At Maturity	1,146,754.73		4.030	01/04/2027	4.133	1,147,813.58
313384AD1	36045	131922	AFD	FHLB	1,670,000.00	09/24/2026	01/04 - At Maturity	1,650,931.38		4.030	01/04/2027	4.133	1,652,455.76
313384AD1	36046	131932	AFD	FHLB	740,000.00	09/24/2026	01/04 - At Maturity	731,550.43		4.030	01/04/2027	4.133	732,225.91
313384AD1	36047	131942	AFD	FHLB	1,160,000.00	09/24/2026	01/04 - At Maturity	1,146,754.73		4.030	01/04/2027	4.133	1,147,813.58
313384AD1	36048	132012	AFD	FHLB	1,510,000.00	09/24/2026	01/04 - At Maturity	1,492,758.32		4.030	01/04/2027	4.133	1,494,136.65
313384AD1	36049	132022	AFD	FHLB	1,095,000.00	09/24/2026	01/04 - At Maturity	1,082,496.93		4.030	01/04/2027	4.133	1,083,496.44
313384AD1	36050	132032	AFD	FHLB	1,230,000.00	09/24/2026	01/04 - At Maturity	1,215,955.45		4.030	01/04/2027	4.133	1,217,078.20
313384AD1	36051	132042	AFD	FHLB	1,150,000.00	09/24/2026	01/04 - At Maturity	1,136,868.92		4.030	01/04/2027	4.133	1,137,918.64
313384AD1	36052	132112	AFD	FHLB	1,225,000.00	09/24/2026	01/04 - At Maturity	1,211,012.54		4.030	01/04/2027	4.133	1,212,130.73
313384AD1	36053	132122	AFD	FHLB	780,000.00	09/24/2026	01/04 - At Maturity	771,093.70		4.030	01/04/2027	4.133	771,805.69
313384AD1	36054	132132	AFD	FHLB	1,455,000.00	09/24/2026	01/04 - At Maturity	1,438,386.33		4.030	01/04/2027	4.133	1,439,714.45
313384AD1	36055	132212	AFD	FHLB	1,535,000.00	09/24/2026	01/04 - At Maturity	1,517,472.86		4.030	01/04/2027	4.133	1,518,874.01
313384AD1	36056	132222	AFD	FHLB	445,000.00	09/24/2026	01/04 - At Maturity	439,918.84		4.030	01/04/2027	4.133	440,325.04
313384AD1	36057	132232	AFD	FHLB	475,000.00	09/24/2026	01/04 - At Maturity	469,576.29		4.030	01/04/2027	4.133	470,009.87
313384AD1	36058	132322	AFD	FHLB	985,000.00	09/24/2026	01/04 - At Maturity	973,752.94		4.030	01/04/2027	4.133	974,652.05
313384AD1	36059	132332	AFD	FHLB	1,775,000.00	09/24/2026	01/04 - At Maturity	1,754,732.46		4.030	01/04/2027	4.133	1,756,352.68
313384AD1	36060	132412	AFD	FHLB	695,000.00	09/24/2026	01/04 - At Maturity	687,064.26		4.030	01/04/2027	4.133	687,698.66
313384AD1	36061	132422	AFD	FHLB	790,000.00	09/24/2026	01/04 - At Maturity	780,979.52		4.030	01/04/2027	4.133	781,700.63

CUSIP	Investment #	Fund	Sec. Type	Issuer	Original Par Value	Purchase Date	Payment Periods	Principal Purchased	Accrued Interest at Purchase	Rate at Purchase	Maturity/ Call Date	YTM	Ending Book Value
313384AD1													
313384AD1	36062	132512	AFD	FHLB	235,000.00	09/24/2026	01/04 - At Maturity	232,316.69		4.030	01/04/2027	4.133	232,531.20
313384AD1	36063	132522	AFD	FHLB	180,000.00	09/24/2026	01/04 - At Maturity	177,944.70		4.030	01/04/2027	4.133	178,109.00
313384AD1	36064	132612	AFD	FHLB	125,000.00	09/24/2026	01/04 - At Maturity	123,572.71		4.030	01/04/2027	4.133	123,686.81
				Subtotal	**28,000,000.00**			**27,680,286.68**	**0.00**				**27,705,845.13**
313385H82													
313385H82	35946	131312	AFD	FHLB	345,000.00	08/13/2026	10/01 - At Maturity	343,288.37		3.645	10/01/2026	3.714	345,000.00
313385H82	35947	131322	AFD	FHLB	110,000.00	08/13/2026	10/01 - At Maturity	109,454.26		3.645	10/01/2026	3.714	110,000.00
313385H82	35948	131412	AFD	FHLB	175,000.00	08/13/2026	10/01 - At Maturity	174,131.78		3.645	10/01/2026	3.714	175,000.00
313385H82	35949	131422	AFD	FHLB	275,000.00	08/13/2026	10/01 - At Maturity	273,635.66		3.645	10/01/2026	3.714	275,000.00
313385H82	35896	131512	AFD	FHLB	360,000.00	07/16/2026	10/01 - At Maturity	357,193.35		3.645	10/01/2026	3.725	360,000.00
313385H82	35950	131512	AFD	FHLB	230,000.00	08/13/2026	10/01 - At Maturity	228,858.91		3.645	10/01/2026	3.714	230,000.00
313385H82	35951	131522	AFD	FHLB	370,000.00	08/13/2026	10/01 - At Maturity	368,164.34		3.645	10/01/2026	3.714	370,000.00
313385H82	35897	131632	AFD	FHLB	180,000.00	07/16/2026	10/01 - At Maturity	178,596.68		3.645	10/01/2026	3.725	180,000.00
313385H82	35952	131712	AFD	FHLB	390,000.00	08/13/2026	10/01 - At Maturity	388,065.11		3.645	10/01/2026	3.714	390,000.00
313385H82	35898	131832	AFD	FHLB	1,015,000.00	07/16/2026	10/01 - At Maturity	1,007,086.81		3.645	10/01/2026	3.725	875,000.00
313385H82	35899	131842	AFD	FHLB	2,535,000.00	07/16/2026	10/01 - At Maturity	2,515,236.51		3.645	10/01/2026	3.725	2,535,000.00
313385H82	35900	131912	AFD	FHLB	1,400,000.00	07/16/2026	10/01 - At Maturity	1,389,085.25		3.645	10/01/2026	3.725	290,000.00
313385H82	35901	131922	AFD	FHLB	1,735,000.00	07/16/2026	10/01 - At Maturity	1,721,473.51		3.645	10/01/2026	3.725	230,000.00
313385H82	35902	131932	AFD	FHLB	2,130,000.00	07/16/2026	10/01 - At Maturity	2,113,393.99		3.645	10/01/2026	3.725	1,800,000.00
313385H82	35903	131942	AFD	FHLB	2,115,000.00	07/16/2026	10/01 - At Maturity	2,098,510.93		3.645	10/01/2026	3.725	1,030,000.00
313385H82	35904	132012	AFD	FHLB	1,745,000.00	07/16/2026	10/01 - At Maturity	1,731,395.54		3.645	10/01/2026	3.725	165,000.00
313385H82	35905	132022	AFD	FHLB	1,275,000.00	07/16/2026	10/01 - At Maturity	1,265,059.78		3.645	10/01/2026	3.725	520,000.00
313385H82	35906	132032	AFD	FHLB	2,065,000.00	07/16/2026	10/01 - At Maturity	2,048,900.74		3.645	10/01/2026	3.725	1,000,000.00
313385H82	35907	132042	AFD	FHLB	1,535,000.00	07/16/2026	10/01 - At Maturity	1,523,032.76		3.645	10/01/2026	3.725	945,000.00
313385H82	35908	132112	AFD	FHLB	1,835,000.00	07/16/2026	10/01 - At Maturity	1,820,693.88		3.645	10/01/2026	3.725	890,000.00
313385H82	35909	132122	AFD	FHLB	1,540,000.00	07/16/2026	10/01 - At Maturity	1,527,993.78		3.645	10/01/2026	3.725	1,540,000.00
313385H82	35910	132132	AFD	FHLB	1,870,000.00	07/16/2026	10/01 - At Maturity	1,855,421.01		3.645	10/01/2026	3.725	1,260,000.00
313385H82	35911	132212	AFD	FHLB	2,200,000.00	07/16/2026	10/01 - At Maturity	2,182,848.25		3.645	10/01/2026	3.725	1,615,000.00
313385H82	35912	132222	AFD	FHLB	2,175,000.00	07/16/2026	10/01 - At Maturity	2,158,043.16		3.645	10/01/2026	3.725	2,175,000.00
313385H82	35961	132222	AFD	FHLB	1,345,000.00	08/13/2026	10/01 - At Maturity	1,338,327.12		3.645	10/01/2026	3.714	1,345,000.00
313385H82	35913	132232	AFD	FHLB	3,300,000.00	07/16/2026	10/01 - At Maturity	3,274,272.38		3.645	10/01/2026	3.725	3,300,000.00
313385H82	35963	132232	AFD	FHLB	945,000.00	08/13/2026	10/01 - At Maturity	940,311.62		3.645	10/01/2026	3.714	945,000.00
313385H82	35914	132312	AFD	FHLB	2,075,000.00	07/16/2026	10/01 - At Maturity	2,058,822.78		3.645	10/01/2026	3.725	2,075,000.00
313385H82	35953	132312	AFD	FHLB	720,000.00	08/13/2026	10/01 - At Maturity	716,427.90		3.645	10/01/2026	3.714	720,000.00
313385H82	35960	132322	AFD	FHLB	1,580,000.00	08/13/2026	10/01 - At Maturity	1,572,161.23		3.645	10/01/2026	3.714	1,580,000.00
313385H82	35954	132332	AFD	FHLB	1,335,000.00	08/13/2026	10/01 - At Maturity	1,328,376.73		3.645	10/01/2026	3.714	1,335,000.00
313385H82	35962	132412	AFD	FHLB	1,065,000.00	08/13/2026	10/01 - At Maturity	1,059,716.27		3.645	10/01/2026	3.714	1,065,000.00

CUSIP	Investment #	Fund	Sec. Type	Issuer	Original Par Value	Purchase Date	Payment Periods	Principal Purchased	Accrued Interest at Purchase	Rate at Purchase	Maturity/ Call Date	YTM	Ending Book Value
313385H82													
313385H82	35958	132422	AFD	FHLB	1,415,000.00	08/13/2026	10/01 - At Maturity	1,407,979.83		3.645	10/01/2026	3.714	1,415,000.00
313385H82	35915	132432	AFD	FHLB	100,000.00	07/16/2026	10/01 - At Maturity	99,220.38		3.645	10/01/2026	3.725	100,000.00
313385H82	35916	132512	AFD	FHLB	1,715,000.00	07/16/2026	10/01 - At Maturity	1,701,629.43		3.645	10/01/2026	3.725	1,715,000.00
313385H82	35917	132612	AFD	FHLB	100,000.00	07/16/2026	10/01 - At Maturity	99,220.38		3.645	10/01/2026	3.725	100,000.00
				Subtotal	**45,300,000.00**			**44,976,030.41**	**0.00**				**35,000,000.00**
313385K62													
313385K62	36108	137402	ATD	FHLB	5,000,000.00	09/30/2026	10/15 - At Maturity	4,992,020.83		3.830	10/15/2026	3.889	4,992,638.09
				Subtotal	**5,000,000.00**			**4,992,020.83**	**0.00**				**4,992,638.09**
313385P34													
313385P34	36111	137402	AFD	FHLB	5,000,000.00	09/30/2026	11/13 - At Maturity	4,976,105.56		3.910	11/13/2026	3.983	4,977,009.50
				Subtotal	**5,000,000.00**			**4,976,105.56**	**0.00**				**4,977,009.50**
313588AD7													
313588AD7	35985	131312	AFD	FNMA	215,000.00	09/21/2026	01/04 - At Maturity	212,482.26		4.015	01/04/2027	4.119	212,748.93
313588AD7	36067	131312	AFD	FNMA	240,000.00	09/29/2026	01/04 - At Maturity	237,384.23		4.045	01/04/2027	4.146	237,470.74
313588AD7	35986	131322	AFD	FNMA	115,000.00	09/21/2026	01/04 - At Maturity	113,653.30		4.015	01/04/2027	4.119	113,795.94
313588AD7	36068	131322	AFD	FNMA	320,000.00	09/29/2026	01/04 - At Maturity	316,512.31		4.045	01/04/2027	4.146	316,627.65
313588AD7	35987	131412	AFD	FNMA	125,000.00	09/21/2026	01/04 - At Maturity	123,536.20		4.015	01/04/2027	4.119	123,691.24
313588AD7	36069	131412	AFD	FNMA	370,000.00	09/29/2026	01/04 - At Maturity	365,967.36		4.045	01/04/2027	4.146	366,100.73
313588AD7	35988	131422	AFD	FNMA	235,000.00	09/21/2026	01/04 - At Maturity	232,248.05		4.015	01/04/2027	4.119	232,539.53
313588AD7	36070	131422	AFD	FNMA	480,000.00	09/29/2026	01/04 - At Maturity	474,768.47		4.045	01/04/2027	4.146	474,941.48
313588AD7	35989	131512	AFD	FNMA	105,000.00	09/21/2026	01/04 - At Maturity	103,770.41		4.015	01/04/2027	4.119	103,900.64
313588AD7	36107	131512	AFD	FNMA	270,000.00	09/29/2026	01/04 - At Maturity	267,057.26		4.045	01/04/2027	4.146	267,154.58
313588AD7	35990	131522	AFD	FNMA	225,000.00	09/21/2026	01/04 - At Maturity	222,365.16		4.015	01/04/2027	4.119	222,644.23
313588AD7	36072	131522	AFD	FNMA	635,000.00	09/29/2026	01/04 - At Maturity	628,079.12		4.045	01/04/2027	4.146	628,308.00
313588AD7	35991	131612	AFD	FNMA	770,000.00	09/21/2026	01/04 - At Maturity	760,982.98		4.015	01/04/2027	4.119	761,938.04
313588AD7	36073	131612	AFD	FNMA	515,000.00	09/29/2026	01/04 - At Maturity	509,387.00		4.045	01/04/2027	4.146	509,572.63
313588AD7	35992	131622	AFD	FNMA	725,000.00	09/21/2026	01/04 - At Maturity	716,509.95		4.015	01/04/2027	4.119	717,409.20
313588AD7	36074	131622	AFD	FNMA	550,000.00	09/29/2026	01/04 - At Maturity	544,005.53		4.045	01/04/2027	4.146	544,203.78
313588AD7	35993	131632	AFD	FNMA	245,000.00	09/21/2026	01/04 - At Maturity	242,130.95		4.015	01/04/2027	4.119	242,434.83
313588AD7	35994	131712	AFD	FNMA	180,000.00	09/21/2026	01/04 - At Maturity	177,892.13		4.015	01/04/2027	4.119	178,115.39
313588AD7	36075	131712	AFD	FNMA	275,000.00	09/29/2026	01/04 - At Maturity	272,002.77		4.045	01/04/2027	4.146	272,101.89
313588AD7	35995	131722	AFD	FNMA	1,030,000.00	09/21/2026	01/04 - At Maturity	1,017,938.27		4.015	01/04/2027	4.119	1,019,215.82
313588AD7	36076	131722	AFD	FNMA	595,000.00	09/29/2026	01/04 - At Maturity	588,515.08		4.045	01/04/2027	4.146	588,729.55
313588AD7	35996	131732	AFD	FNMA	895,000.00	09/21/2026	01/04 - At Maturity	884,519.18		4.015	01/04/2027	4.119	885,629.28
313588AD7	36077	131732	AFD	FNMA	250,000.00	09/29/2026	01/04 - At Maturity	247,275.24		4.045	01/04/2027	4.146	247,365.36
313588AD7	35997	131742	AFD	FNMA	815,000.00	09/21/2026	01/04 - At Maturity	805,456.01		4.015	01/04/2027	4.119	806,466.89

CUSIP	Investment #	Fund	Sec. Type	Issuer	Original Par Value	Purchase Date	Payment Periods	Principal Purchased	Accrued Interest at Purchase	Rate at Purchase	Maturity/ Call Date	YTM	Ending Book Value
313588AD7													
313588AD7	36078	131742	AFD	FNMA	385,000.00	09/29/2026	01/04 - At Maturity	380,803.87		4.045	01/04/2027	4.146	380,942.65
313588AD7	35998	131812	AFD	FNMA	650,000.00	09/21/2026	01/04 - At Maturity	642,388.23		4.015	01/04/2027	4.119	643,194.45
313588AD7	36079	131812	AFD	FNMA	585,000.00	09/29/2026	01/04 - At Maturity	578,624.07		4.045	01/04/2027	4.146	578,834.93
313588AD7	35999	131822	AFD	FNMA	975,000.00	09/21/2026	01/04 - At Maturity	963,582.34		4.015	01/04/2027	4.119	964,791.68
313588AD7	36080	131822	AFD	FNMA	500,000.00	09/29/2026	01/04 - At Maturity	494,550.49		4.045	01/04/2027	4.146	494,730.71
313588AD7	36000	131832	AFD	FNMA	875,000.00	09/21/2026	01/04 - At Maturity	864,753.39		4.015	01/04/2027	4.119	865,838.69
313588AD7	36081	131832	AFD	FNMA	620,000.00	09/29/2026	01/04 - At Maturity	613,242.60		4.045	01/04/2027	4.146	613,466.08
313588AD7	36001	131842	AFD	FNMA	275,000.00	09/21/2026	01/04 - At Maturity	271,779.64		4.015	01/04/2027	4.119	272,120.73
313588AD7	36082	131842	AFD	FNMA	775,000.00	09/29/2026	01/04 - At Maturity	766,553.25		4.045	01/04/2027	4.146	766,832.60
313588AD7	36002	131912	AFD	FNMA	1,160,000.00	09/21/2026	01/04 - At Maturity	1,146,415.92		4.015	01/04/2027	4.119	1,147,854.71
313588AD7	36083	131912	AFD	FNMA	650,000.00	09/29/2026	01/04 - At Maturity	642,915.63		4.045	01/04/2027	4.146	643,149.92
313588AD7	36003	131922	AFD	FNMA	1,675,000.00	09/21/2026	01/04 - At Maturity	1,655,385.05		4.015	01/04/2027	4.119	1,657,462.63
313588AD7	36084	131922	AFD	FNMA	700,000.00	09/29/2026	01/04 - At Maturity	692,370.68		4.045	01/04/2027	4.146	692,622.99
313588AD7	36004	131932	AFD	FNMA	740,000.00	09/21/2026	01/04 - At Maturity	731,334.29		4.015	01/04/2027	4.119	732,252.15
313588AD7	36085	131932	AFD	FNMA	535,000.00	09/29/2026	01/04 - At Maturity	529,169.02		4.045	01/04/2027	4.146	529,361.86
313588AD7	36005	131942	AFD	FNMA	1,160,000.00	09/21/2026	01/04 - At Maturity	1,146,415.92		4.015	01/04/2027	4.119	1,147,854.71
313588AD7	36086	131942	AFD	FNMA	745,000.00	09/29/2026	01/04 - At Maturity	736,880.22		4.045	01/04/2027	4.146	737,148.76
313588AD7	36006	132012	AFD	FNMA	1,510,000.00	09/21/2026	01/04 - At Maturity	1,492,317.27		4.015	01/04/2027	4.119	1,494,190.19
313588AD7	36087	132012	AFD	FNMA	1,355,000.00	09/29/2026	01/04 - At Maturity	1,340,231.82		4.045	01/04/2027	4.146	1,340,720.22
313588AD7	36007	132022	AFD	FNMA	1,095,000.00	09/21/2026	01/04 - At Maturity	1,082,177.09		4.015	01/04/2027	4.119	1,083,535.27
313588AD7	36088	132022	AFD	FNMA	240,000.00	09/29/2026	01/04 - At Maturity	237,384.23		4.045	01/04/2027	4.146	237,470.74
313588AD7	36008	132032	AFD	FNMA	1,225,000.00	09/21/2026	01/04 - At Maturity	1,210,654.74		4.015	01/04/2027	4.119	1,212,174.16
313588AD7	36089	132032	AFD	FNMA	550,000.00	09/29/2026	01/04 - At Maturity	544,005.53		4.045	01/04/2027	4.146	544,203.78
313588AD7	36009	132042	AFD	FNMA	1,150,000.00	09/21/2026	01/04 - At Maturity	1,136,533.02		4.015	01/04/2027	4.119	1,137,959.42
313588AD7	36090	132042	AFD	FNMA	500,000.00	09/29/2026	01/04 - At Maturity	494,550.49		4.045	01/04/2027	4.146	494,730.71
313588AD7	36010	132112	AFD	FNMA	1,500,000.00	09/21/2026	01/04 - At Maturity	1,482,434.38		4.015	01/04/2027	4.119	1,484,294.89
313588AD7	36091	132112	AFD	FNMA	550,000.00	09/29/2026	01/04 - At Maturity	544,005.53		4.045	01/04/2027	4.146	544,203.78
313588AD7	36011	132122	AFD	FNMA	775,000.00	09/21/2026	01/04 - At Maturity	765,924.43		4.015	01/04/2027	4.119	766,885.69
313588AD7	36092	132122	AFD	FNMA	440,000.00	09/29/2026	01/04 - At Maturity	435,204.43		4.045	01/04/2027	4.146	435,363.03
313588AD7	36012	132132	AFD	FNMA	300,000.00	09/21/2026	01/04 - At Maturity	296,486.88		4.015	01/04/2027	4.119	296,858.98
313588AD7	36093	132132	AFD	FNMA	335,000.00	09/29/2026	01/04 - At Maturity	331,348.83		4.045	01/04/2027	4.146	331,469.58
313588AD7	36013	132212	AFD	FNMA	1,535,000.00	09/21/2026	01/04 - At Maturity	1,517,024.51		4.015	01/04/2027	4.119	1,518,928.44
313588AD7	36094	132212	AFD	FNMA	1,250,000.00	09/29/2026	01/04 - At Maturity	1,236,376.22		4.045	01/04/2027	4.146	1,236,826.78
313588AD7	36014	132222	AFD	FNMA	200,000.00	09/21/2026	01/04 - At Maturity	197,657.92		4.015	01/04/2027	4.119	197,905.99
313588AD7	36095	132222	AFD	FNMA	1,250,000.00	09/29/2026	01/04 - At Maturity	1,236,376.22		4.045	01/04/2027	4.146	1,236,826.78
313588AD7	36015	132232	AFD	FNMA	475,000.00	09/21/2026	01/04 - At Maturity	469,437.55		4.015	01/04/2027	4.119	470,026.72
313588AD7	36096	132232	AFD	FNMA	1,500,000.00	09/29/2026	01/04 - At Maturity	1,483,651.46		4.045	01/04/2027	4.146	1,484,192.13
313588AD7	36016	132312	AFD	FNMA	1,180,000.00	09/21/2026	01/04 - At Maturity	1,166,181.71		4.015	01/04/2027	4.119	1,167,645.31

CUSIP	Investment #	Fund	Sec. Type	Issuer	Original Par Value	Purchase Date	Payment Periods	Principal Purchased	Accrued Interest at Purchase	Rate at Purchase	Maturity/ Call Date	YTM	Ending Book Value
313588AD7													
313588AD7	36097	132312	AFD	FNMA	1,300,000.00	09/29/2026	01/04 - At Maturity	1,285,831.26		4.045	01/04/2027	4.146	1,286,299.85
313588AD7	36017	132322	AFD	FNMA	985,000.00	09/21/2026	01/04 - At Maturity	973,465.24		4.015	01/04/2027	4.119	974,686.98
313588AD7	36098	132322	AFD	FNMA	2,000,000.00	09/29/2026	01/04 - At Maturity	1,978,201.94		4.045	01/04/2027	4.146	1,978,922.84
313588AD7	36018	132332	AFD	FNMA	500,000.00	09/21/2026	01/04 - At Maturity	494,144.79		4.015	01/04/2027	4.119	494,764.96
313588AD7	36099	132332	AFD	FNMA	3,000,000.00	09/29/2026	01/04 - At Maturity	2,967,302.92		4.045	01/04/2027	4.146	2,968,384.26
313588AD7	36019	132412	AFD	FNMA	680,000.00	09/21/2026	01/04 - At Maturity	672,036.92		4.015	01/04/2027	4.119	672,880.35
313588AD7	36100	132412	AFD	FNMA	2,000,000.00	09/29/2026	01/04 - At Maturity	1,978,201.94		4.045	01/04/2027	4.146	1,978,922.84
313588AD7	36020	132422	AFD	FNMA	790,000.00	09/21/2026	01/04 - At Maturity	780,748.77		4.015	01/04/2027	4.119	781,728.64
313588AD7	36101	132422	AFD	FNMA	3,000,000.00	09/29/2026	01/04 - At Maturity	2,967,302.92		4.045	01/04/2027	4.146	2,968,384.26
313588AD7	36021	132432	AFD	FNMA	225,000.00	09/21/2026	01/04 - At Maturity	222,365.16		4.015	01/04/2027	4.119	222,644.23
313588AD7	36102	132432	AFD	FNMA	905,000.00	09/29/2026	01/04 - At Maturity	895,136.38		4.045	01/04/2027	4.146	895,462.59
313588AD7	36022	132512	AFD	FNMA	235,000.00	09/21/2026	01/04 - At Maturity	232,248.05		4.015	01/04/2027	4.119	232,539.53
313588AD7	36103	132512	AFD	FNMA	2,500,000.00	09/29/2026	01/04 - At Maturity	2,472,752.43		4.045	01/04/2027	4.146	2,473,653.55
313588AD7	36023	132522	AFD	FNMA	180,000.00	09/21/2026	01/04 - At Maturity	177,892.13		4.015	01/04/2027	4.119	178,115.39
313588AD7	36104	132522	AFD	FNMA	1,225,000.00	09/29/2026	01/04 - At Maturity	1,211,648.69		4.045	01/04/2027	4.146	1,212,090.24
313588AD7	36026	132612	AFD	FNMA	125,000.00	09/21/2026	01/04 - At Maturity	123,536.20		4.015	01/04/2027	4.119	123,691.24
313588AD7	36105	132612	AFD	FNMA	1,450,000.00	09/29/2026	01/04 - At Maturity	1,434,196.41		4.045	01/04/2027	4.146	1,434,719.06
313588AD7	36106	132622	AFD	FNMA	250,000.00	09/29/2026	01/04 - At Maturity	247,275.24		4.045	01/04/2027	4.146	247,365.36
				Subtotal	**63,450,000.00**			**62,735,855.48**	**0.00**				**62,783,235.36**
313589H89													
313589H89	35920	131312	AFD	FNMA	580,000.00	07/17/2026	10/01 - At Maturity	575,536.90		3.645	10/01/2026	3.724	580,000.00
313589H89	35921	131322	AFD	FNMA	285,000.00	07/17/2026	10/01 - At Maturity	282,806.93		3.645	10/01/2026	3.724	285,000.00
313589H89	35922	131412	AFD	FNMA	790,000.00	07/17/2026	10/01 - At Maturity	783,920.95		3.645	10/01/2026	3.724	790,000.00
313589H89	35923	131422	AFD	FNMA	655,000.00	07/17/2026	10/01 - At Maturity	649,959.78		3.645	10/01/2026	3.724	655,000.00
313589H89	35924	131522	AFD	FNMA	510,000.00	07/17/2026	10/01 - At Maturity	506,075.55		3.645	10/01/2026	3.724	510,000.00
313589H89	35925	131612	AFD	FNMA	610,000.00	07/17/2026	08/17 - At Maturity	605,306.05		3.645	10/01/2026	3.724	0.00
313589H89	35926	131622	AFD	FNMA	690,000.00	07/17/2026	08/17 - At Maturity	684,690.45		3.645	10/01/2026	3.724	0.00
313589H89	35927	131712	AFD	FNMA	495,000.00	07/17/2026	10/01 - At Maturity	491,190.98		3.645	10/01/2026	3.724	495,000.00
313589H89	35928	131722	AFD	FNMA	1,165,000.00	07/17/2026	08/17 - At Maturity	1,156,035.33		3.645	10/01/2026	3.724	0.00
313589H89	35929	131732	AFD	FNMA	505,000.00	07/17/2026	10/01 - At Maturity	501,114.03		3.645	10/01/2026	3.724	220,000.00
313589H89	35930	131742	AFD	FNMA	855,000.00	07/17/2026	10/01 - At Maturity	848,420.78		3.645	10/01/2026	3.724	515,000.00
313589H89	35931	131812	AFD	FNMA	1,140,000.00	07/17/2026	10/01 - At Maturity	1,131,227.70		3.645	10/01/2026	3.724	370,000.00
313589H89	35932	131822	AFD	FNMA	965,000.00	07/17/2026	10/01 - At Maturity	957,574.33		3.645	10/01/2026	3.724	155,000.00
313589H89	35964	131842	AFD	FNMA	690,000.00	08/17/2026	10/01 - At Maturity	686,856.19		3.645	10/01/2026	3.713	690,000.00
313589H89	35969	132222	AFD	FNMA	100,000.00	08/20/2026	10/01 - At Maturity	99,574.75		3.645	10/01/2026	3.711	100,000.00
313589H89	35933	132322	AFD	FNMA	2,980,000.00	07/17/2026	10/01 - At Maturity	2,957,068.90		3.645	10/01/2026	3.724	2,980,000.00
313589H89	35934	132332	AFD	FNMA	7,450,000.00	07/17/2026	10/01 - At Maturity	7,392,672.25		3.645	10/01/2026	3.724	7,450,000.00

CUSIP	Investment #	Fund	Sec. Type	Issuer	Original Par Value	Purchase Date	Payment Periods	Principal Purchased	Accrued Interest at Purchase	Rate at Purchase	Maturity/ Call Date	YTM	Ending Book Value
313589H89													
313589H89	35955	132332	AFD	FNMA	285,000.00	08/13/2026	10/01 - At Maturity	283,586.04		3.645	10/01/2026	3.714	285,000.00
313589H89	35935	132412	AFD	FNMA	4,930,000.00	07/17/2026	10/01 - At Maturity	4,892,063.65		3.645	10/01/2026	3.724	4,930,000.00
313589H89	35966	132412	AFD	FNMA	610,000.00	08/17/2026	10/01 - At Maturity	607,220.69		3.645	10/01/2026	3.713	610,000.00
313589H89	35936	132422	AFD	FNMA	2,800,000.00	07/17/2026	10/01 - At Maturity	2,778,454.00		3.645	10/01/2026	3.724	2,800,000.00
313589H89	35957	132422	AFD	FNMA	770,000.00	08/13/2026	10/01 - At Maturity	766,179.84		3.645	10/01/2026	3.714	770,000.00
313589H89	35967	132422	AFD	FNMA	500,000.00	08/17/2026	10/01 - At Maturity	497,721.88		3.645	10/01/2026	3.713	500,000.00
313589H89	35965	132512	AFD	FNMA	1,165,000.00	08/17/2026	10/01 - At Maturity	1,159,691.97		3.645	10/01/2026	3.713	1,165,000.00
313589H89	35970	132512	AFD	FNMA	210,000.00	08/20/2026	10/01 - At Maturity	209,106.98		3.645	10/01/2026	3.711	210,000.00
313589H89	35937	132522	AFD	FNMA	180,000.00	07/17/2026	10/01 - At Maturity	178,614.90		3.645	10/01/2026	3.724	180,000.00
313589H89	35918	137402	AFD	FNMA	665,000.00	07/17/2026	10/01 - At Maturity	659,882.82		3.645	10/01/2026	3.724	665,000.00
				Subtotal	**32,580,000.00**			**32,342,554.62**	**0.00**				**27,910,000.00**
3135GABB6													
3135GABB6	35971	132022	FAC	FNMA	500,000.00	09/15/2026	12/23 - Final Pmt.	500,000.00	854.17	0.750	12/23/2026		500,854.17
				Subtotal	**500,000.00**			**500,000.00**	**854.17**				**500,854.17**
				Total Purchases	**179,830,000.00**			**178,202,853.58**	**854.17**				**163,869,582.25**



2013 Res Float/Equity (merged)
Sales/Call Report
Sorted by Maturity Date - Fund
July 1, 2026 - September 30, 2026

THDA
Andrew Jackson Building
502 Deaderick St., Third Floor
Nashville, TN 37243
(615)815-2020

CUSIP	Investment #	Fund	Issuer / Sec. Type	Purchase Date	Redem. Date / Matur. Date	Par Value	Rate at Redem.	Book Value at Redem.	Redemption Principal	Redemption Interest	Total Amount	Net Income
10/01/2026												
313589H89	35925	131612	FNMA AFD	07/17/2026	08/17/2026 10/01/2026	610,000.00	3.645	607,238.74	607,220.69	0.00	607,220.69 Sale	-18.05
313589H89	35926	131622	FNMA AFD	07/17/2026	08/17/2026 10/01/2026	690,000.00	3.645	686,876.61	686,856.19	0.00	686,856.19 Sale	-20.42
313589H89	35928	131722	FNMA AFD	07/17/2026	08/17/2026 10/01/2026	1,165,000.00	3.645	1,159,726.45	1,159,691.97	0.00	1,159,691.97 Sale	-34.48
313589H89	35929	131732	FNMA AFD	07/17/2026	08/13/2026 10/01/2026	285,000.00	3.645	283,595.52	283,586.04	0.00	283,586.04 Sale	-9.48
313589H89	35930	131742	FNMA AFD	07/17/2026	08/20/2026 10/01/2026	340,000.00	3.645	338,563.33	338,554.15	0.00	338,554.15 Sale	-9.18
313589H89	35931	131812	FNMA AFD	07/17/2026	08/13/2026 10/01/2026	770,000.00	3.645	766,205.42	766,179.84	0.00	766,179.84 Sale	-25.58
313589H89	35932	131822	FNMA AFD	07/17/2026	08/17/2026 10/01/2026	500,000.00	3.645	497,736.67	497,721.88	0.00	497,721.88 Sale	-14.79
313589H89	35932	131822	FNMA AFD	07/17/2026	08/20/2026 10/01/2026	310,000.00	3.645	308,690.09	308,681.73	0.00	308,681.73 Sale	-8.36
313385H82	35898	131832	FHLB AFD	07/16/2026	08/13/2026 10/01/2026	140,000.00	3.645	139,310.01	139,305.43	0.00	139,305.43 Sale	-4.58
313385H82	35900	131912	FHLB AFD	07/16/2026	08/13/2026 10/01/2026	1,110,000.00	3.645	1,104,529.34	1,104,493.01	0.00	1,104,493.01 Sale	-36.33
313385H82	35901	131922	FHLB AFD	07/16/2026	08/13/2026 10/01/2026	1,505,000.00	3.645	1,497,582.58	1,497,533.32	0.00	1,497,533.32 Sale	-49.26
313385H82	35902	131932	FHLB AFD	07/16/2026	08/13/2026 10/01/2026	330,000.00	3.645	328,373.59	328,362.79	0.00	328,362.79 Sale	-10.80
313385H82	35903	131942	FHLB AFD	07/16/2026	08/13/2026 10/01/2026	1,085,000.00	3.645	1,079,652.56	1,079,617.04	0.00	1,079,617.04 Sale	-35.52
313385H82	35904	132012	FHLB AFD	07/16/2026	08/13/2026 10/01/2026	1,580,000.00	3.645	1,572,212.93	1,572,161.23	0.00	1,572,161.23 Sale	-51.70
313385H82	35905	132022	FHLB AFD	07/16/2026	08/13/2026 10/01/2026	755,000.00	3.645	751,278.97	751,254.26	0.00	751,254.26 Sale	-24.71
313385H82	35906	132032	FHLB AFD	07/16/2026	08/13/2026 10/01/2026	1,065,000.00	3.645	1,059,751.12	1,059,716.27	0.00	1,059,716.27 Sale	-34.85
313385H82	35907	132042	FHLB AFD	07/16/2026	08/13/2026 10/01/2026	590,000.00	3.645	587,092.17	587,072.86	0.00	587,072.86 Sale	-19.31
313385H82	35908	132112	FHLB AFD	07/16/2026	08/13/2026 10/01/2026	945,000.00	3.645	940,342.54	940,311.62	0.00	940,311.62 Sale	-30.92

CUSIP	Investment #	Fund	Issuer Sec. Type	Purchase Date	Redem. Date Matur. Date	Par Value	Rate at Redem.	Book Value at Redem.	Redemption Principal	Redemption Interest	Total Amount	Net Income
10/01/2026												
313385H82	35910	132132	FHLB AFD	07/16/2026	08/13/2026 10/01/2026	610,000.00	3.645	606,993.61	606,973.64	0.00	606,973.64 Sale	-19.97
313385H82	35911	132212	FHLB AFD	07/16/2026	08/13/2026 10/01/2026	585,000.00	3.645	582,116.81	582,097.67	0.00	582,097.67 Sale	-19.14
					Subtotal	**14,970,000.00**		**14,897,869.06**	**14,897,391.63**	**0.00**	**14,897,391.63**	**-477.43**
					Total Sales	**14,970,000.00**		**14,897,869.06**	**14,897,391.63**	**0.00**	**14,897,391.63**	**-477.43**

2013 Res Float/Equity (merged)
Maturity Report
Sorted by Maturity Date
Amounts due during July 1, 2026 - September 30, 2026

THDA
Andrew Jackson Building
502 Deaderick St., Third Floor
Nashville, TN 37243
(615)815-2020

CUSIP	Investment #	Fund	Sec. Type	Issuer	Par Value	Maturity Date	Purchase Date	Rate at Maturity	Book Value at Maturity	Interest	Maturity Proceeds	Net Income
313385YU4	35511	131812	AFD	FHLB	680,000.00	07/01/2026	02/12/2026	3.565	680,000.00	0.00	680,000.00	0.00
313385YU4	35512	131942	AFD	FHLB	1,820,000.00	07/01/2026	02/11/2026	3.540	1,820,000.00	0.00	1,820,000.00	0.00
313385YU4	35513	132012	AFD	FHLB	2,005,000.00	07/01/2026	02/11/2026	3.540	2,005,000.00	0.00	2,005,000.00	0.00
313385YU4	35514	132022	AFD	FHLB	1,525,000.00	07/01/2026	02/11/2026	3.540	1,525,000.00	0.00	1,525,000.00	0.00
313385YU4	35515	132032	AFD	FHLB	1,630,000.00	07/01/2026	02/11/2026	3.540	1,630,000.00	0.00	1,630,000.00	0.00
313385YU4	35516	132042	AFD	FHLB	1,960,000.00	07/01/2026	02/11/2026	3.540	1,960,000.00	0.00	1,960,000.00	0.00
313385YU4	35517	132112	AFD	FHLB	1,935,000.00	07/01/2026	02/11/2026	3.540	1,935,000.00	0.00	1,935,000.00	0.00
313385YU4	35518	132122	AFD	FHLB	1,390,000.00	07/01/2026	02/11/2026	3.540	1,390,000.00	0.00	1,390,000.00	0.00
313385YU4	35519	132132	AFD	FHLB	1,645,000.00	07/01/2026	02/11/2026	3.540	1,645,000.00	0.00	1,645,000.00	0.00
313385YU4	35520	132512	AFD	FHLB	290,000.00	07/01/2026	02/11/2026	3.540	290,000.00	0.00	290,000.00	0.00
313385YU4	35521	132522	AFD	FHLB	120,000.00	07/01/2026	02/11/2026	3.540	120,000.00	0.00	120,000.00	0.00
313385YU4	35540	131422	AFD	FHLB	765,000.00	07/01/2026	02/23/2026	3.585	765,000.00	0.00	765,000.00	0.00
313385YU4	35542	131512	AFD	FHLB	1,135,000.00	07/01/2026	02/23/2026	3.585	1,135,000.00	0.00	1,135,000.00	0.00
313385YU4	35543	131522	AFD	FHLB	705,000.00	07/01/2026	02/23/2026	3.585	705,000.00	0.00	705,000.00	0.00
313385YU4	35544	131612	AFD	FHLB	1,100,000.00	07/01/2026	02/23/2026	3.585	1,100,000.00	0.00	1,100,000.00	0.00
313385YU4	35545	131622	AFD	FHLB	990,000.00	07/01/2026	02/23/2026	3.585	990,000.00	0.00	990,000.00	0.00
313385YU4	35546	131632	AFD	FHLB	435,000.00	07/01/2026	02/23/2026	3.585	435,000.00	0.00	435,000.00	0.00
313385YU4	35547	131712	AFD	FHLB	690,000.00	07/01/2026	02/23/2026	3.585	690,000.00	0.00	690,000.00	0.00
313385YU4	35548	131722	AFD	FHLB	1,215,000.00	07/01/2026	02/23/2026	3.585	1,215,000.00	0.00	1,215,000.00	0.00
313385YU4	35549	131732	AFD	FHLB	990,000.00	07/01/2026	02/23/2026	3.585	990,000.00	0.00	990,000.00	0.00
313385YU4	35550	131742	AFD	FHLB	730,000.00	07/01/2026	02/23/2026	3.585	730,000.00	0.00	730,000.00	0.00
313385YU4	35551	131812	AFD	FHLB	35,000.00	07/01/2026	02/23/2026	3.585	35,000.00	0.00	35,000.00	0.00
313385YU4	35552	131822	AFD	FHLB	1,535,000.00	07/01/2026	02/23/2026	3.585	1,535,000.00	0.00	1,535,000.00	0.00
313385YU4	35553	131832	AFD	FHLB	1,075,000.00	07/01/2026	02/23/2026	3.585	1,075,000.00	0.00	1,075,000.00	0.00
313385YU4	35554	131842	AFD	FHLB	1,660,000.00	07/01/2026	02/23/2026	3.585	1,660,000.00	0.00	1,660,000.00	0.00
313385YU4	35555	131912	AFD	FHLB	1,375,000.00	07/01/2026	02/23/2026	3.585	1,375,000.00	0.00	1,375,000.00	0.00
313385YU4	35556	132322	AFD	FHLB	790,000.00	07/01/2026	02/23/2026	3.585	790,000.00	0.00	790,000.00	0.00
313385YU4	35557	131922	AFD	FHLB	2,310,000.00	07/01/2026	02/23/2026	3.585	2,310,000.00	0.00	2,310,000.00	0.00
313385YU4	35558	131932	AFD	FHLB	1,030,000.00	07/01/2026	02/23/2026	3.585	1,030,000.00	0.00	1,030,000.00	0.00
313385YU4	35559	131942	AFD	FHLB	315,000.00	07/01/2026	02/23/2026	3.585	315,000.00	0.00	315,000.00	0.00
313385YU4	35560	132212	AFD	FHLB	1,840,000.00	07/01/2026	02/23/2026	3.585	1,840,000.00	0.00	1,840,000.00	0.00
313385YU4	35561	132222	AFD	FHLB	1,415,000.00	07/01/2026	02/23/2026	3.585	1,415,000.00	0.00	1,415,000.00	0.00
313385YU4	35562	132232	AFD	FHLB	1,290,000.00	07/01/2026	02/23/2026	3.585	1,290,000.00	0.00	1,290,000.00	0.00
313385YU4	35563	132412	AFD	FHLB	730,000.00	07/01/2026	02/23/2026	3.585	730,000.00	0.00	730,000.00	0.00
313385YU4	35564	132422	AFD	FHLB	475,000.00	07/01/2026	02/23/2026	3.585	475,000.00	0.00	475,000.00	0.00
313385YU4	35565	137402	AFD	FHLB	490,000.00	07/01/2026	02/23/2026	3.585	490,000.00	0.00	490,000.00	0.00
313385YU4	35576	131312	AFD	FHLB	390,000.00	07/01/2026	03/10/2026	3.575	390,000.00	0.00	390,000.00	0.00
313385YU4	35577	131322	AFD	FHLB	200,000.00	07/01/2026	03/10/2026	3.575	200,000.00	0.00	200,000.00	0.00

2013 Res Float/Equity (merged)
Maturity Report
Amounts due during July 1, 2026 - September 30, 2026

CUSIP	Investment #	Fund	Sec. Type	Issuer	Par Value	Maturity Date	Purchase Date	Rate at Maturity	Book Value at Maturity	Interest	Maturity Proceeds	Net Income
313385YU4	35578	131412	AFD	FHLB	260,000.00	07/01/2026	03/10/2026	3.575	260,000.00	0.00	260,000.00	0.00
313385YU4	35579	131422	AFD	FHLB	485,000.00	07/01/2026	03/10/2026	3.575	485,000.00	0.00	485,000.00	0.00
313385YU4	35581	131512	AFD	FHLB	340,000.00	07/01/2026	03/10/2026	3.575	340,000.00	0.00	340,000.00	0.00
313385YU4	35582	131522	AFD	FHLB	295,000.00	07/01/2026	03/10/2026	3.575	295,000.00	0.00	295,000.00	0.00
313385YU4	35583	131612	AFD	FHLB	215,000.00	07/01/2026	03/10/2026	3.575	215,000.00	0.00	215,000.00	0.00
313385YU4	35584	131622	AFD	FHLB	455,000.00	07/01/2026	03/10/2026	3.575	455,000.00	0.00	455,000.00	0.00
313385YU4	35585	131632	AFD	FHLB	290,000.00	07/01/2026	03/10/2026	3.575	290,000.00	0.00	290,000.00	0.00
313385YU4	35586	131712	AFD	FHLB	200,000.00	07/01/2026	03/10/2026	3.575	200,000.00	0.00	200,000.00	0.00
313385YU4	35587	131722	AFD	FHLB	380,000.00	07/01/2026	03/10/2026	3.575	380,000.00	0.00	380,000.00	0.00
313385YU4	35588	131732	AFD	FHLB	260,000.00	07/01/2026	03/10/2026	3.575	260,000.00	0.00	260,000.00	0.00
313385YU4	35589	131742	AFD	FHLB	370,000.00	07/01/2026	03/10/2026	3.575	370,000.00	0.00	370,000.00	0.00
313385YU4	35590	131812	AFD	FHLB	420,000.00	07/01/2026	03/10/2026	3.575	420,000.00	0.00	420,000.00	0.00
313385YU4	35591	131822	AFD	FHLB	690,000.00	07/01/2026	03/10/2026	3.575	690,000.00	0.00	690,000.00	0.00
313385YU4	35592	131832	AFD	FHLB	340,000.00	07/01/2026	03/10/2026	3.575	340,000.00	0.00	340,000.00	0.00
313385YU4	35593	131842	AFD	FHLB	825,000.00	07/01/2026	03/10/2026	3.575	825,000.00	0.00	825,000.00	0.00
313385YU4	35594	131912	AFD	FHLB	545,000.00	07/01/2026	03/10/2026	3.575	545,000.00	0.00	545,000.00	0.00
313385YU4	35595	132322	AFD	FHLB	2,620,000.00	07/01/2026	03/10/2026	3.575	2,620,000.00	0.00	2,620,000.00	0.00
313385YU4	35596	132332	AFD	FHLB	2,725,000.00	07/01/2026	03/10/2026	3.575	2,725,000.00	0.00	2,725,000.00	0.00
313385YU4	35597	131922	AFD	FHLB	710,000.00	07/01/2026	03/10/2026	3.575	710,000.00	0.00	710,000.00	0.00
313385YU4	35598	131932	AFD	FHLB	415,000.00	07/01/2026	03/10/2026	3.575	415,000.00	0.00	415,000.00	0.00
313385YU4	35599	131942	AFD	FHLB	805,000.00	07/01/2026	03/10/2026	3.575	805,000.00	0.00	805,000.00	0.00
313385YU4	35600	132012	AFD	FHLB	1,110,000.00	07/01/2026	03/10/2026	3.575	1,110,000.00	0.00	1,110,000.00	0.00
313385YU4	35601	132022	AFD	FHLB	505,000.00	07/01/2026	03/10/2026	3.575	505,000.00	0.00	505,000.00	0.00
313385YU4	35602	132032	AFD	FHLB	585,000.00	07/01/2026	03/10/2026	3.575	585,000.00	0.00	585,000.00	0.00
313385YU4	35603	132042	AFD	FHLB	705,000.00	07/01/2026	03/10/2026	3.575	705,000.00	0.00	705,000.00	0.00
313385YU4	35604	132112	AFD	FHLB	755,000.00	07/01/2026	03/10/2026	3.575	755,000.00	0.00	755,000.00	0.00
313385YU4	35605	132122	AFD	FHLB	295,000.00	07/01/2026	03/10/2026	3.575	295,000.00	0.00	295,000.00	0.00
313385YU4	35606	132132	AFD	FHLB	465,000.00	07/01/2026	03/10/2026	3.575	465,000.00	0.00	465,000.00	0.00
313385YU4	35607	132212	AFD	FHLB	1,200,000.00	07/01/2026	03/10/2026	3.575	1,200,000.00	0.00	1,200,000.00	0.00
313385YU4	35608	132222	AFD	FHLB	820,000.00	07/01/2026	03/10/2026	3.575	820,000.00	0.00	820,000.00	0.00
313385YU4	35609	132232	AFD	FHLB	1,540,000.00	07/01/2026	03/10/2026	3.575	1,540,000.00	0.00	1,540,000.00	0.00
313385YU4	35610	132312	AFD	FHLB	390,000.00	07/01/2026	03/10/2026	3.575	390,000.00	0.00	390,000.00	0.00
313385YU4	35611	132412	AFD	FHLB	475,000.00	07/01/2026	03/10/2026	3.575	475,000.00	0.00	475,000.00	0.00
313385YU4	35612	132422	AFD	FHLB	515,000.00	07/01/2026	03/10/2026	3.575	515,000.00	0.00	515,000.00	0.00
313385YU4	35613	132432	AFD	FHLB	100,000.00	07/01/2026	03/10/2026	3.575	100,000.00	0.00	100,000.00	0.00
313385YU4	35614	132512	AFD	FHLB	500,000.00	07/01/2026	03/10/2026	3.575	500,000.00	0.00	500,000.00	0.00
313385YU4	35615	132522	AFD	FHLB	400,000.00	07/01/2026	03/10/2026	3.575	400,000.00	0.00	400,000.00	0.00
313385UY4	35703	131322	AFD	FHLB	100,000.00	07/01/2026	03/31/2026	3.625	100,000.00	0.00	100,000.00	0.00
313385UY4	35704	131412	AFD	FHLB	295,000.00	07/01/2026	03/31/2026	3.625	295,000.00	0.00	295,000.00	0.00
313385UY4	35705	131422	AFD	FHLB	140,000.00	07/01/2026	03/31/2026	3.625	140,000.00	0.00	140,000.00	0.00
313385UY4	35707	131512	AFD	FHLB	160,000.00	07/01/2026	03/31/2026	3.625	160,000.00	0.00	160,000.00	0.00

2013 Res Float/Equity (merged)
Maturity Report
Amounts due during July 1, 2026 - September 30, 2026

CUSIP	Investment #	Fund	Sec. Type	Issuer	Par Value	Maturity Date	Purchase Date	Rate at Maturity	Book Value at Maturity	Interest	Maturity Proceeds	Net Income
313385UY4	35708	131522	AFD	FHLB	385,000.00	07/01/2026	03/31/2026	3.625	385,000.00	0.00	385,000.00	0.00
313385UY4	35709	131612	AFD	FHLB	440,000.00	07/01/2026	03/31/2026	3.625	440,000.00	0.00	440,000.00	0.00
313385UY4	35710	131622	AFD	FHLB	225,000.00	07/01/2026	03/31/2026	3.625	225,000.00	0.00	225,000.00	0.00
313385UY4	35711	131632	AFD	FHLB	135,000.00	07/01/2026	03/31/2026	3.625	135,000.00	0.00	135,000.00	0.00
313385UY4	35712	131712	AFD	FHLB	335,000.00	07/01/2026	03/31/2026	3.625	335,000.00	0.00	335,000.00	0.00
313385UY4	35713	131722	AFD	FHLB	800,000.00	07/01/2026	03/31/2026	3.625	800,000.00	0.00	800,000.00	0.00
313385UY4	35714	131732	AFD	FHLB	100,000.00	07/01/2026	03/31/2026	3.625	100,000.00	0.00	100,000.00	0.00
313385UY4	35715	131742	AFD	FHLB	170,000.00	07/01/2026	03/31/2026	3.625	170,000.00	0.00	170,000.00	0.00
313385UY4	35717	131812	AFD	FHLB	215,000.00	07/01/2026	03/31/2026	3.625	215,000.00	0.00	215,000.00	0.00
313385UY4	35718	131822	AFD	FHLB	520,000.00	07/01/2026	03/31/2026	3.625	520,000.00	0.00	520,000.00	0.00
313385UY4	35719	131832	AFD	FHLB	235,000.00	07/01/2026	03/31/2026	3.625	235,000.00	0.00	235,000.00	0.00
313385UY4	35720	131842	AFD	FHLB	1,070,000.00	07/01/2026	03/31/2026	3.625	1,070,000.00	0.00	1,070,000.00	0.00
313385UY4	35721	131912	AFD	FHLB	595,000.00	07/01/2026	03/31/2026	3.625	595,000.00	0.00	595,000.00	0.00
313385UY4	35722	132322	AFD	FHLB	2,685,000.00	07/01/2026	03/31/2026	3.625	2,685,000.00	0.00	2,685,000.00	0.00
313385UY4	35723	132332	AFD	FHLB	2,205,000.00	07/01/2026	03/31/2026	3.625	2,205,000.00	0.00	2,205,000.00	0.00
313385UY4	35724	131922	AFD	FHLB	230,000.00	07/01/2026	03/31/2026	3.625	230,000.00	0.00	230,000.00	0.00
313385UY4	35725	131932	AFD	FHLB	590,000.00	07/01/2026	03/31/2026	3.625	590,000.00	0.00	590,000.00	0.00
313385UY4	35726	131942	AFD	FHLB	985,000.00	07/01/2026	03/31/2026	3.625	985,000.00	0.00	985,000.00	0.00
313385UY4	35727	132012	AFD	FHLB	670,000.00	07/01/2026	03/31/2026	3.625	670,000.00	0.00	670,000.00	0.00
313385UY4	35728	132022	AFD	FHLB	560,000.00	07/01/2026	03/31/2026	3.625	560,000.00	0.00	560,000.00	0.00
313385UY4	35729	132032	AFD	FHLB	445,000.00	07/01/2026	03/31/2026	3.625	445,000.00	0.00	445,000.00	0.00
313385UY4	35730	132042	AFD	FHLB	900,000.00	07/01/2026	03/31/2026	3.625	900,000.00	0.00	900,000.00	0.00
313385UY4	35731	132112	AFD	FHLB	825,000.00	07/01/2026	03/31/2026	3.625	825,000.00	0.00	825,000.00	0.00
313385UY4	35732	132122	AFD	FHLB	140,000.00	07/01/2026	03/31/2026	3.625	140,000.00	0.00	140,000.00	0.00
313385UY4	35733	132132	AFD	FHLB	340,000.00	07/01/2026	03/31/2026	3.625	340,000.00	0.00	340,000.00	0.00
313385UY4	35734	132212	AFD	FHLB	915,000.00	07/01/2026	03/31/2026	3.625	915,000.00	0.00	915,000.00	0.00
313385UY4	35735	132222	AFD	FHLB	130,000.00	07/01/2026	03/31/2026	3.625	130,000.00	0.00	130,000.00	0.00
313385UY4	35736	132232	AFD	FHLB	465,000.00	07/01/2026	03/31/2026	3.625	465,000.00	0.00	465,000.00	0.00
313385UY4	35737	132312	AFD	FHLB	985,000.00	07/01/2026	03/31/2026	3.625	985,000.00	0.00	985,000.00	0.00
313385UY4	35738	132412	AFD	FHLB	2,080,000.00	07/01/2026	03/31/2026	3.625	2,080,000.00	0.00	2,080,000.00	0.00
313385UY4	35739	132422	AFD	FHLB	1,025,000.00	07/01/2026	03/31/2026	3.625	1,025,000.00	0.00	1,025,000.00	0.00
313385UY4	35740	132512	AFD	FHLB	670,000.00	07/01/2026	03/31/2026	3.625	670,000.00	0.00	670,000.00	0.00
313589YU1	35616	131312	AFD	FNMA	150,000.00	07/01/2026	03/13/2026	3.560	150,000.00	0.00	150,000.00	0.00
313589YU1	35617	131322	AFD	FNMA	135,000.00	07/01/2026	03/13/2026	3.560	135,000.00	0.00	135,000.00	0.00
313589YU1	35618	131412	AFD	FNMA	195,000.00	07/01/2026	03/13/2026	3.560	195,000.00	0.00	195,000.00	0.00
313589YU1	35619	131422	AFD	FNMA	210,000.00	07/01/2026	03/13/2026	3.560	210,000.00	0.00	210,000.00	0.00
313589YU1	35621	131512	AFD	FNMA	250,000.00	07/01/2026	03/13/2026	3.560	250,000.00	0.00	250,000.00	0.00
313589YU1	35622	131522	AFD	FNMA	310,000.00	07/01/2026	03/13/2026	3.560	310,000.00	0.00	310,000.00	0.00
313589YU1	35623	131612	AFD	FNMA	235,000.00	07/01/2026	03/13/2026	3.560	235,000.00	0.00	235,000.00	0.00
313589YU1	35624	131622	AFD	FNMA	250,000.00	07/01/2026	03/13/2026	3.560	250,000.00	0.00	250,000.00	0.00
313589YU1	35625	131632	AFD	FNMA	100,000.00	07/01/2026	03/13/2026	3.560	100,000.00	0.00	100,000.00	0.00

2013 Res Float/Equity (merged)
Maturity Report
Amounts due during July 1, 2026 - September 30, 2026

CUSIP	Investment #	Fund	Sec. Type	Issuer	Par Value	Maturity Date	Purchase Date	Rate at Maturity	Book Value at Maturity	Interest	Maturity Proceeds	Net Income
313589YU1	35626	131712	AFD	FNMA	150,000.00	07/01/2026	03/13/2026	3.560	150,000.00	0.00	150,000.00	0.00
313589YU1	35627	131722	AFD	FNMA	400,000.00	07/01/2026	03/13/2026	3.560	400,000.00	0.00	400,000.00	0.00
313589YU1	35628	131732	AFD	FNMA	250,000.00	07/01/2026	03/13/2026	3.560	250,000.00	0.00	250,000.00	0.00
313589YU1	35629	131742	AFD	FNMA	270,000.00	07/01/2026	03/13/2026	3.560	270,000.00	0.00	270,000.00	0.00
313589YU1	35630	131812	AFD	FNMA	320,000.00	07/01/2026	03/13/2026	3.560	320,000.00	0.00	320,000.00	0.00
313589YU1	35631	131822	AFD	FNMA	480,000.00	07/01/2026	03/13/2026	3.560	480,000.00	0.00	480,000.00	0.00
313589YU1	35632	131832	AFD	FNMA	480,000.00	07/01/2026	03/13/2026	3.560	480,000.00	0.00	480,000.00	0.00
313589YU1	35633	131842	AFD	FNMA	790,000.00	07/01/2026	03/13/2026	3.560	790,000.00	0.00	790,000.00	0.00
313589YU1	35634	131912	AFD	FNMA	565,000.00	07/01/2026	03/13/2026	3.560	565,000.00	0.00	565,000.00	0.00
313589YU1	35635	132322	AFD	FNMA	2,010,000.00	07/01/2026	03/13/2026	3.560	2,010,000.00	0.00	2,010,000.00	0.00
313589YU1	35636	132332	AFD	FNMA	3,760,000.00	07/01/2026	03/13/2026	3.560	3,760,000.00	0.00	3,760,000.00	0.00
313589YU1	35637	131922	AFD	FNMA	630,000.00	07/01/2026	03/13/2026	3.560	630,000.00	0.00	630,000.00	0.00
313589YU1	35638	131932	AFD	FNMA	435,000.00	07/01/2026	03/13/2026	3.560	435,000.00	0.00	435,000.00	0.00
313589YU1	35639	131942	AFD	FNMA	610,000.00	07/01/2026	03/13/2026	3.560	610,000.00	0.00	610,000.00	0.00
313589YU1	35640	132012	AFD	FNMA	650,000.00	07/01/2026	03/13/2026	3.560	650,000.00	0.00	650,000.00	0.00
313589YU1	35641	132022	AFD	FNMA	290,000.00	07/01/2026	03/13/2026	3.560	290,000.00	0.00	290,000.00	0.00
313589YU1	35642	132032	AFD	FNMA	475,000.00	07/01/2026	03/13/2026	3.560	475,000.00	0.00	475,000.00	0.00
313589YU1	35643	132042	AFD	FNMA	475,000.00	07/01/2026	03/13/2026	3.560	475,000.00	0.00	475,000.00	0.00
313589YU1	35644	132112	AFD	FNMA	500,000.00	07/01/2026	03/13/2026	3.560	500,000.00	0.00	500,000.00	0.00
313589YU1	35645	132122	AFD	FNMA	400,000.00	07/01/2026	03/13/2026	3.560	400,000.00	0.00	400,000.00	0.00
313589YU1	35646	132132	AFD	FNMA	380,000.00	07/01/2026	03/13/2026	3.560	380,000.00	0.00	380,000.00	0.00
313589YU1	35647	132212	AFD	FNMA	1,030,000.00	07/01/2026	03/13/2026	3.560	1,030,000.00	0.00	1,030,000.00	0.00
313589YU1	35648	132222	AFD	FNMA	1,030,000.00	07/01/2026	03/13/2026	3.560	1,030,000.00	0.00	1,030,000.00	0.00
313589YU1	35649	132232	AFD	FNMA	1,150,000.00	07/01/2026	03/13/2026	3.560	1,150,000.00	0.00	1,150,000.00	0.00
313589YU1	35650	132312	AFD	FNMA	1,065,000.00	07/01/2026	03/13/2026	3.560	1,065,000.00	0.00	1,065,000.00	0.00
313589YU1	35651	132412	AFD	FNMA	2,535,000.00	07/01/2026	03/13/2026	3.560	2,535,000.00	0.00	2,535,000.00	0.00
313589YU1	35653	132422	AFD	FNMA	2,555,000.00	07/01/2026	03/13/2026	3.560	2,555,000.00	0.00	2,555,000.00	0.00
313589YU1	35654	132432	AFD	FNMA	305,000.00	07/01/2026	03/13/2026	3.560	305,000.00	0.00	305,000.00	0.00
313589YU1	35655	132512	AFD	FNMA	1,950,000.00	07/01/2026	03/13/2026	3.560	1,950,000.00	0.00	1,950,000.00	0.00
313589YU1	35665	131312	AFD	FNMA	295,000.00	07/01/2026	03/23/2026	3.620	295,000.00	0.00	295,000.00	0.00
313589YU1	35666	131322	AFD	FNMA	100,000.00	07/01/2026	03/23/2026	3.620	100,000.00	0.00	100,000.00	0.00
313589YU1	35667	131522	AFD	FNMA	1,100,000.00	07/01/2026	03/23/2026	3.620	1,100,000.00	0.00	1,100,000.00	0.00
313589YU1	35668	131612	AFD	FNMA	375,000.00	07/01/2026	03/23/2026	3.620	375,000.00	0.00	375,000.00	0.00
313589YU1	35669	131632	AFD	FNMA	500,000.00	07/01/2026	03/23/2026	3.620	500,000.00	0.00	500,000.00	0.00
313589YU1	35670	131712	AFD	FNMA	275,000.00	07/01/2026	03/23/2026	3.620	275,000.00	0.00	275,000.00	0.00
313589YU1	35671	131722	AFD	FNMA	1,335,000.00	07/01/2026	03/23/2026	3.620	1,335,000.00	0.00	1,335,000.00	0.00
313589YU1	35672	131742	AFD	FNMA	260,000.00	07/01/2026	03/23/2026	3.620	260,000.00	0.00	260,000.00	0.00
313589YU1	35673	131812	AFD	FNMA	100,000.00	07/01/2026	03/23/2026	3.620	100,000.00	0.00	100,000.00	0.00
313589YU1	35674	131912	AFD	FNMA	135,000.00	07/01/2026	03/23/2026	3.620	135,000.00	0.00	135,000.00	0.00
313589YU1	35675	132412	AFD	FNMA	230,000.00	07/01/2026	03/23/2026	3.620	230,000.00	0.00	230,000.00	0.00
313589YU1	35676	132422	AFD	FNMA	400,000.00	07/01/2026	03/23/2026	3.620	400,000.00	0.00	400,000.00	0.00

2013 Res Float/Equity (merged)
Maturity Report
Amounts due during July 1, 2026 - September 30, 2026

CUSIP	Investment #	Fund	Sec. Type	Issuer	Par Value	Maturity Date	Purchase Date	Rate at Maturity	Book Value at Maturity	Interest	Maturity Proceeds	Net Income
313589YU1	35677	132432	AFD	FNMA	175,000.00	07/01/2026	03/23/2026	3.620	175,000.00	0.00	175,000.00	0.00
313589YU1	35678	132512	AFD	FNMA	1,820,000.00	07/01/2026	03/23/2026	3.620	1,820,000.00	0.00	1,820,000.00	0.00
313589YU1	35679	132522	AFD	FNMA	100,000.00	07/01/2026	03/23/2026	3.620	100,000.00	0.00	100,000.00	0.00
313589YU1	35754	131312	AFD	FNMA	590,000.00	07/01/2026	05/14/2026	3.585	590,000.00	0.00	590,000.00	0.00
313589YU1	35755	131322	AFD	FNMA	320,000.00	07/01/2026	05/14/2026	3.585	320,000.00	0.00	320,000.00	0.00
313589YU1	35756	131412	AFD	FNMA	375,000.00	07/01/2026	05/14/2026	3.585	375,000.00	0.00	375,000.00	0.00
313589YU1	35757	131422	AFD	FNMA	665,000.00	07/01/2026	05/14/2026	3.585	665,000.00	0.00	665,000.00	0.00
313589YU1	35758	131512	AFD	FNMA	680,000.00	07/01/2026	05/14/2026	3.585	680,000.00	0.00	680,000.00	0.00
313589YU1	35759	131522	AFD	FNMA	190,000.00	07/01/2026	05/14/2026	3.585	190,000.00	0.00	190,000.00	0.00
313589YU1	35760	131612	AFD	FNMA	170,000.00	07/01/2026	05/14/2026	3.585	170,000.00	0.00	170,000.00	0.00
313589YU1	35761	131622	AFD	FNMA	695,000.00	07/01/2026	05/14/2026	3.585	695,000.00	0.00	695,000.00	0.00
313589YU1	35762	131632	AFD	FNMA	240,000.00	07/01/2026	05/14/2026	3.585	240,000.00	0.00	240,000.00	0.00
313589YU1	35763	131732	AFD	FNMA	735,000.00	07/01/2026	05/14/2026	3.585	735,000.00	0.00	735,000.00	0.00
313589YU1	35764	131742	AFD	FNMA	380,000.00	07/01/2026	05/14/2026	3.585	380,000.00	0.00	380,000.00	0.00
313589YU1	35765	131812	AFD	FNMA	960,000.00	07/01/2026	05/14/2026	3.585	960,000.00	0.00	960,000.00	0.00
313589YU1	35766	131822	AFD	FNMA	1,005,000.00	07/01/2026	05/14/2026	3.585	1,005,000.00	0.00	1,005,000.00	0.00
313589YU1	35767	131832	AFD	FNMA	1,180,000.00	07/01/2026	05/14/2026	3.585	1,180,000.00	0.00	1,180,000.00	0.00
313589YU1	35768	131842	AFD	FNMA	2,125,000.00	07/01/2026	05/14/2026	3.585	2,125,000.00	0.00	2,125,000.00	0.00
313589YU1	35769	131912	AFD	FNMA	1,475,000.00	07/01/2026	05/14/2026	3.585	1,475,000.00	0.00	1,475,000.00	0.00
313589YU1	35770	132322	AFD	FNMA	2,000,000.00	07/01/2026	05/14/2026	3.585	2,000,000.00	0.00	2,000,000.00	0.00
313589YU1	35771	132332	AFD	FNMA	1,305,000.00	07/01/2026	05/14/2026	3.585	1,305,000.00	0.00	1,305,000.00	0.00
313589YU1	35772	131922	AFD	FNMA	1,695,000.00	07/01/2026	05/14/2026	3.585	1,695,000.00	0.00	1,695,000.00	0.00
313589YU1	35773	131932	AFD	FNMA	2,140,000.00	07/01/2026	05/14/2026	3.585	2,140,000.00	0.00	2,140,000.00	0.00
313589YU1	35774	131942	AFD	FNMA	745,000.00	07/01/2026	05/14/2026	3.585	745,000.00	0.00	745,000.00	0.00
313589YU1	35775	132012	AFD	FNMA	1,410,000.00	07/01/2026	05/14/2026	3.585	1,410,000.00	0.00	1,410,000.00	0.00
313589YU1	35776	132022	AFD	FNMA	2,000,000.00	07/01/2026	05/14/2026	3.585	2,000,000.00	0.00	2,000,000.00	0.00
313589YU1	35777	132032	AFD	FNMA	1,170,000.00	07/01/2026	05/14/2026	3.585	1,170,000.00	0.00	1,170,000.00	0.00
313589YU1	35778	137402	AFD	FNMA	195,000.00	07/01/2026	05/14/2026	3.585	195,000.00	0.00	195,000.00	0.00
313589YU1	35807	131922	AFD	FNMA	305,000.00	07/01/2026	05/22/2026	3.565	305,000.00	0.00	305,000.00	0.00
313589YU1	35808	131942	AFD	FNMA	1,220,000.00	07/01/2026	05/22/2026	3.565	1,220,000.00	0.00	1,220,000.00	0.00
313589YU1	35809	132012	AFD	FNMA	730,000.00	07/01/2026	05/22/2026	3.565	730,000.00	0.00	730,000.00	0.00
313589YU1	35810	132032	AFD	FNMA	240,000.00	07/01/2026	05/22/2026	3.565	240,000.00	0.00	240,000.00	0.00
313589YU1	35811	132042	AFD	FNMA	1,200,000.00	07/01/2026	05/22/2026	3.565	1,200,000.00	0.00	1,200,000.00	0.00
313589YU1	35812	132112	AFD	FNMA	1,170,000.00	07/01/2026	05/22/2026	3.565	1,170,000.00	0.00	1,170,000.00	0.00
313589YU1	35813	132122	AFD	FNMA	1,195,000.00	07/01/2026	05/22/2026	3.565	1,195,000.00	0.00	1,195,000.00	0.00
313589YU1	35814	132132	AFD	FNMA	1,545,000.00	07/01/2026	05/22/2026	3.565	1,545,000.00	0.00	1,545,000.00	0.00
313589YU1	35815	132212	AFD	FNMA	2,675,000.00	07/01/2026	05/22/2026	3.565	2,675,000.00	0.00	2,675,000.00	0.00
313589YU1	35816	132222	AFD	FNMA	3,430,000.00	07/01/2026	05/22/2026	3.565	3,430,000.00	0.00	3,430,000.00	0.00
313589YU1	35817	132232	AFD	FNMA	4,110,000.00	07/01/2026	05/22/2026	3.565	4,110,000.00	0.00	4,110,000.00	0.00
313589YU1	35818	132312	AFD	FNMA	3,920,000.00	07/01/2026	05/22/2026	3.565	3,920,000.00	0.00	3,920,000.00	0.00
313589YU1	35819	132322	AFD	FNMA	1,605,000.00	07/01/2026	05/22/2026	3.565	1,605,000.00	0.00	1,605,000.00	0.00

CUSIP	Investment #	Fund	Sec. Type	Issuer	Par Value	Maturity Date	Purchase Date	Rate at Maturity	Book Value at Maturity	Interest	Maturity Proceeds	Net Income
313589YU1	35820	132332	AFD	FNMA	2,280,000.00	07/01/2026	05/22/2026	3.565	2,280,000.00	0.00	2,280,000.00	0.00
313589YU1	35821	132412	AFD	FNMA	3,875,000.00	07/01/2026	05/22/2026	3.565	3,875,000.00	0.00	3,875,000.00	0.00
313589YU1	35822	132422	AFD	FNMA	4,830,000.00	07/01/2026	05/22/2026	3.565	4,830,000.00	0.00	4,830,000.00	0.00
313589YU1	35823	132432	AFD	FNMA	670,000.00	07/01/2026	05/22/2026	3.565	670,000.00	0.00	670,000.00	0.00
313589YU1	35824	132512	AFD	FNMA	2,500,000.00	07/01/2026	05/22/2026	3.565	2,500,000.00	0.00	2,500,000.00	0.00
313589YU1	35825	132522	AFD	FNMA	2,500,000.00	07/01/2026	05/22/2026	3.565	2,500,000.00	0.00	2,500,000.00	0.00
313589YU1	35836	131512	AFD	FNMA	100,000.00	07/01/2026	06/09/2026	3.545	100,000.00	0.00	100,000.00	0.00
313589YU1	35837	131722	AFD	FNMA	1,555,000.00	07/01/2026	06/09/2026	3.545	1,555,000.00	0.00	1,555,000.00	0.00
313589YU1	35838	132332	AFD	FNMA	4,495,000.00	07/01/2026	06/09/2026	3.545	4,495,000.00	0.00	4,495,000.00	0.00
313589YU1	35839	132412	AFD	FNMA	1,790,000.00	07/01/2026	06/09/2026	3.545	1,790,000.00	0.00	1,790,000.00	0.00
313589YU1	35840	132512	AFD	FNMA	1,840,000.00	07/01/2026	06/09/2026	3.545	1,840,000.00	0.00	1,840,000.00	0.00
313589YU1	35841	132522	AFD	FNMA	2,350,000.00	07/01/2026	06/09/2026	3.545	2,350,000.00	0.00	2,350,000.00	0.00
313589ZH9	35851	137402	AFD	FNMA	12,000,000.00	07/14/2026	06/18/2026	3.590	12,000,000.00	0.00	12,000,000.00	0.00
313385E28	35855	131312	AFD	FHLB	325,000.00	09/01/2026	06/22/2026	3.660	325,000.00	0.00	325,000.00	0.00
313385E28	35856	131322	AFD	FHLB	100,000.00	09/01/2026	06/22/2026	3.660	100,000.00	0.00	100,000.00	0.00
313385E28	35857	131412	AFD	FHLB	525,000.00	09/01/2026	06/22/2026	3.660	525,000.00	0.00	525,000.00	0.00
313385E28	35858	131422	AFD	FHLB	250,000.00	09/01/2026	06/22/2026	3.660	250,000.00	0.00	250,000.00	0.00
313385E28	35859	131512	AFD	FHLB	210,000.00	09/01/2026	06/22/2026	3.660	210,000.00	0.00	210,000.00	0.00
313385E28	35860	131522	AFD	FHLB	215,000.00	09/01/2026	06/22/2026	3.660	215,000.00	0.00	215,000.00	0.00
313385E28	35861	131612	AFD	FHLB	350,000.00	09/01/2026	06/22/2026	3.660	350,000.00	0.00	350,000.00	0.00
313385E28	35862	131622	AFD	FHLB	165,000.00	09/01/2026	06/22/2026	3.660	165,000.00	0.00	165,000.00	0.00
313385E28	35863	131632	AFD	FHLB	100,000.00	09/01/2026	06/22/2026	3.660	100,000.00	0.00	100,000.00	0.00
313385E28	35864	131712	AFD	FHLB	400,000.00	09/01/2026	06/22/2026	3.660	400,000.00	0.00	400,000.00	0.00
313385E28	35865	131722	AFD	FHLB	330,000.00	09/01/2026	06/22/2026	3.660	330,000.00	0.00	330,000.00	0.00
313385E28	35866	131732	AFD	FHLB	100,000.00	09/01/2026	06/22/2026	3.660	100,000.00	0.00	100,000.00	0.00
313385E28	35867	131742	AFD	FHLB	270,000.00	09/01/2026	06/22/2026	3.660	270,000.00	0.00	270,000.00	0.00
313385E28	35868	131812	AFD	FHLB	325,000.00	09/01/2026	06/22/2026	3.660	325,000.00	0.00	325,000.00	0.00
313385E28	35869	131822	AFD	FHLB	440,000.00	09/01/2026	06/22/2026	3.660	440,000.00	0.00	440,000.00	0.00
313385E28	35870	131832	AFD	FHLB	710,000.00	09/01/2026	06/22/2026	3.660	710,000.00	0.00	710,000.00	0.00
313385E28	35871	131842	AFD	FHLB	1,120,000.00	09/01/2026	06/22/2026	3.660	1,120,000.00	0.00	1,120,000.00	0.00
313385E28	35872	131912	AFD	FHLB	810,000.00	09/01/2026	06/22/2026	3.660	810,000.00	0.00	810,000.00	0.00
313385E28	35873	131922	AFD	FHLB	690,000.00	09/01/2026	06/22/2026	3.660	690,000.00	0.00	690,000.00	0.00
313385E28	35874	131932	AFD	FHLB	720,000.00	09/01/2026	06/22/2026	3.660	720,000.00	0.00	720,000.00	0.00
313385E28	35875	131942	AFD	FHLB	1,025,000.00	09/01/2026	06/22/2026	3.660	1,025,000.00	0.00	1,025,000.00	0.00
313385E28	35876	132012	AFD	FHLB	1,070,000.00	09/01/2026	06/22/2026	3.660	1,070,000.00	0.00	1,070,000.00	0.00
313385E28	35877	132022	AFD	FHLB	610,000.00	09/01/2026	06/22/2026	3.660	610,000.00	0.00	610,000.00	0.00
313385E28	35878	132032	AFD	FHLB	750,000.00	09/01/2026	06/22/2026	3.660	750,000.00	0.00	750,000.00	0.00
313385E28	35879	132042	AFD	FHLB	385,000.00	09/01/2026	06/22/2026	3.660	385,000.00	0.00	385,000.00	0.00
313385E28	35880	132112	AFD	FHLB	800,000.00	09/01/2026	06/22/2026	3.660	800,000.00	0.00	800,000.00	0.00
313385E28	35881	132122	AFD	FHLB	900,000.00	09/01/2026	06/22/2026	3.660	900,000.00	0.00	900,000.00	0.00
313385E28	35882	132132	AFD	FHLB	815,000.00	09/01/2026	06/22/2026	3.660	815,000.00	0.00	815,000.00	0.00

2013 Res Float/Equity (merged)
Maturity Report
Amounts due during July 1, 2026 - September 30, 2026

CUSIP	Investment #	Fund	Sec. Type	Issuer	Par Value	Maturity Date	Purchase Date	Rate at Maturity	Book Value at Maturity	Interest	Maturity Proceeds	Net Income
313385E28	35883	132212	AFD	FHLB	1,830,000.00	09/01/2026	06/22/2026	3.660	1,830,000.00	0.00	1,830,000.00	0.00
313385E28	35884	132222	AFD	FHLB	820,000.00	09/01/2026	06/22/2026	3.660	820,000.00	0.00	820,000.00	0.00
313385E28	35885	132232	AFD	FHLB	935,000.00	09/01/2026	06/22/2026	3.660	935,000.00	0.00	935,000.00	0.00
313385E28	35886	132312	AFD	FHLB	515,000.00	09/01/2026	06/22/2026	3.660	515,000.00	0.00	515,000.00	0.00
313385E28	35887	132322	AFD	FHLB	825,000.00	09/01/2026	06/22/2026	3.660	825,000.00	0.00	825,000.00	0.00
313385E28	35889	132332	AFD	FHLB	1,485,000.00	09/01/2026	06/22/2026	3.660	1,485,000.00	0.00	1,485,000.00	0.00
313385E28	35890	132412	AFD	FHLB	415,000.00	09/01/2026	06/22/2026	3.660	415,000.00	0.00	415,000.00	0.00
313385E28	35891	132422	AFD	FHLB	680,000.00	09/01/2026	06/22/2026	3.660	680,000.00	0.00	680,000.00	0.00
313385E28	35892	132432	AFD	FHLB	100,000.00	09/01/2026	06/22/2026	3.660	100,000.00	0.00	100,000.00	0.00
313385E28	35893	132512	AFD	FHLB	1,145,000.00	09/01/2026	06/22/2026	3.660	1,145,000.00	0.00	1,145,000.00	0.00
313385E28	35894	132522	AFD	FHLB	540,000.00	09/01/2026	06/22/2026	3.660	540,000.00	0.00	540,000.00	0.00
313385E28	35895	132612	AFD	FHLB	765,000.00	09/01/2026	06/22/2026	3.660	765,000.00	0.00	765,000.00	0.00
			Total Maturities		**235,595,000.00**				**235,595,000.00**	**0.00**	**235,595,000.00**	**0.00**

THDA QUARTERLY INVESTMENT REPORT
BOND RESERVE FUNDS
September 30, 2026

BOND RESERVE FUNDS

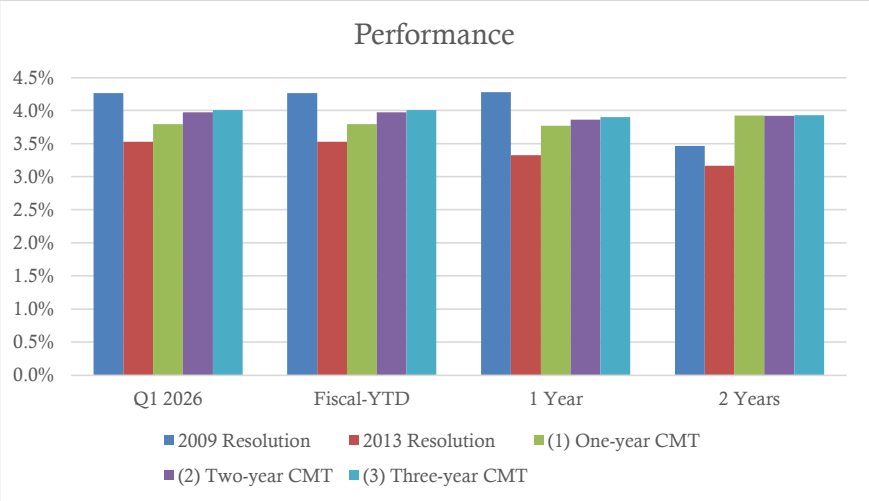

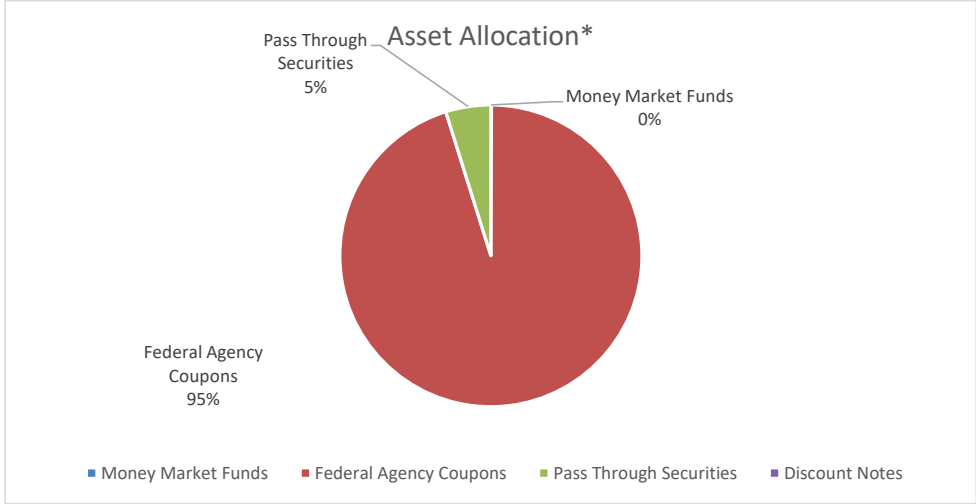

**Asset allocation based on book value or amortized cost, totaled $123 million on September 30, 2026*

	Q1 2026	Fiscal-YTD	1 Year	2 Years	*Days to Maturity*	*Effective Duration*
2009 Resolution	4.26%	4.26%	4.28%	3.46%	1624.0	1.31
2013 Resolution	3.53%	3.53%	3.32%	3.16%	2,455.0	2.96
(1) One-year CMT	3.79%	3.79%	3.77%	3.92%		
(2) Two-year CMT	3.97%	3.97%	3.86%	3.92%		
(3) Three-year CMT	4.01%	4.01%	3.90%	3.93%		
2009 /2013 Spread to 1-Yr. CMT	**0.47 / -0.26**	**0.47 / -0.26**	**0.51 / -0.45**	**-0.46 / -0.76**		

BOND RESERVE FUNDS DESCRIPTION

Each General Bond Resolution requires the establishment of a bond reserve fund. The required deposit for the funds are the greater of an amount equal to the aggregate of the respective amounts for each series of bonds established in the supplemental resolution authorizing such series or an amount equal to 3% of the then current balance of the program loans plus any other amount on deposit in the Loan Fund which has not been designated to provide for the payment of costs of issuance or capitalized interest.

As of September 30, 2026, the required balance for The 2009 General Resolution Bond Reserve Fund (Housing Finance Program) was $889,532. As of June 30, 2026, the required balance for the 2013 General Resolution Bond Reserve Fund (Residential Finance Program) was $105,604,098. THDA has contracted with CSG Advisors to perform this analysis.



2009 Res BRF merged
Investments by Issuer
Active Investments
Grouped by Fund - Sorted by Fund
September 30, 2026

THDA
Andrew Jackson Building
502 Deaderick St., Third Floor
Nashville, TN 37243
(615)815-2020

CUSIP	Investment #	Security Type	Investment Class	Book Value	Current Rate	Market Value	Market Date	YTM/C 365	Redemption Date	Days To Maturity	Call Date	Collateral
Fund: 2015-A BRF (133532550)												
Federal Home Loan Bank												
3130B82M3	35202	Federal Agency Coupon Securities	Fair	230,000.00	4.000	227,028.86	09/30/2026	4.000	10/02/2028	732	10/02/2026	
3136GAXE4	35253	Federal Agency Coupon Securities	Fair	1,000,000.00	4.000	986,789.11	09/30/2026	4.000	10/10/2028	740	10/10/2026	
3130B8GN6	35400	Federal Agency Coupon Securities	Fair	1,499,337.40	4.600	1,417,629.26	09/30/2026	4.608	11/17/2032	2,239	11/17/2026	
3130B8X64	35421	Federal Agency Coupon Securities	Fair	950,000.00	5.000	888,613.49	09/30/2026	5.000	12/26/2035	3,373		
		Subtotal and Average		**3,679,337.40**		**3,520,060.72**		**4.506**		**2,030**		
Federal Home Loan Mortgage Cor												
3134HCJD2	35418	Federal Agency Coupon Securities	Fair	875,000.00	4.000	849,569.50	09/30/2026	4.000	12/18/2029	1,174	12/18/2026	
3134HCND7	35454	Federal Agency Coupon Securities	Fair	445,000.00	3.750	439,489.28	09/30/2026	3.750	01/13/2028	469	10/13/2026	
		Subtotal and Average		**1,320,000.00**		**1,289,058.78**		**3.916**		**936**		
Federal National Mortgage Admi												
3136GAUS6	35167	Federal Agency Coupon Securities	Fair	410,000.00	4.000	404,288.61	09/30/2026	4.000	09/13/2028	713		
3136GCGB5	35475	Federal Agency Coupon Securities	Fair	500,000.00	4.030	486,793.34	09/30/2026	4.030	01/16/2030	1,203	10/16/2026	
		Subtotal and Average		**910,000.00**		**891,081.95**		**4.017**		**982**		
		Total and Average		**5,909,337.40**		**5,700,201.45**		**4.299**		**1,624**		

2009 Res BRF merged
Maturing Investments
Including Calls/Puts
Grouped by Fund - Sorted by Fund
July 1, 2026 - September 30, 2026

THDA
Andrew Jackson Building
502 Deaderick St., Third Floor
Nashville, TN 37243
(615)815-2020

Maturity/Call Date	CUSIP	Investment #	Fund	Security Type	Issuer	Dealer	Dealer's Phone Number	Call Price	Maturity/Call Par Value	Stated Rate	Comments
Fund: 2015-A BRF (133532550)											
07/02/2026	3130B82M3	35202	0915A5	FAC	Federal Home Loan Bank	EXT	615-251-0718	100.000	230,000.00	4.000	
07/10/2026	3136GAXE4	35253	0915A5	FAC	Federal Home Loan Bank	EXT	615-251-0718	100.000	1,000,000.00	4.000	
07/13/2026	3134HCND7	35454	0915A5	FAC	Federal Home Loan Mortgage Cor	EXT	615-251-0718	100.000	445,000.00	3.750	
07/16/2026	3136GCGB5	35475	0915A5	FAC	Federal National Mortgage Admi	EXT	615-251-0718	100.000	500,000.00	4.030	
								July 2026 Subtotal	**2,175,000.00**		
09/18/2026	3134HCJD2	35418	0915A5	FAC	Federal Home Loan Mortgage Cor	EXT	615-251-0718	100.000	875,000.00	4.000	
								September 2026 Subtotal	**875,000.00**		
								Total	**3,050,000.00**		



2013 Res BRF merged
Investments by Issuer
Active Investments
Sorted by Fund
September 30, 2026

THDA
Andrew Jackson Building
502 Deaderick St., Third Floor
Nashville, TN 37243
(615)815-2020

CUSIP	Investment #	Security Type	Investment Class	Book Value	Current Rate	Market Value	Market Date	YTM/C 365	Redemption Date	Days To Maturity	Call Date	Collateral
Federal Home Loan Bank												
3130AS4L0	32675	Federal Agency Coupon Securities	Fair	104,135.64	4.500	99,123.59	09/30/2026	4.659	05/25/2033	2,428		
3130B82M3	35197	Federal Agency Coupon Securities	Fair	110,000.00	4.000	108,579.02	09/30/2026	4.001	10/02/2028	732	10/02/2026	
3130B8GN6	35396	Federal Agency Coupon Securities	Fair	699,690.79	4.600	661,560.32	09/30/2026	4.608	11/17/2032	2,239	11/17/2026	
3130B8X64	35419	Federal Agency Coupon Securities	Fair	775,000.00	5.000	724,921.53	09/30/2026	5.000	12/26/2035	3,373		
3130ARQH7	32469	Federal Agency Coupon Securities	Fair	165,000.00	4.000	154,076.41	09/30/2026	4.000	04/21/2032	2,029		
3130B82M3	35199	Federal Agency Coupon Securities	Fair	1,310,000.00	4.000	1,293,077.39	09/30/2026	4.000	10/02/2028	732	10/02/2026	
3130ARQH7	32470	Federal Agency Coupon Securities	Fair	505,000.00	4.000	471,567.20	09/30/2026	4.000	04/21/2032	2,029		
3130B82M3	35200	Federal Agency Coupon Securities	Fair	110,000.00	4.000	108,579.02	09/30/2026	4.000	10/02/2028	732	10/02/2026	
3130B8GN6	35398	Federal Agency Coupon Securities	Fair	699,690.79	4.600	661,560.32	09/30/2026	4.608	11/17/2032	2,239	11/17/2026	
3130B8X64	35420	Federal Agency Coupon Securities	Fair	775,000.00	5.000	724,921.53	09/30/2026	5.000	12/26/2035	3,373		
3130ARQH7	32471	Federal Agency Coupon Securities	Fair	555,000.00	4.000	518,257.02	09/30/2026	4.000	04/21/2032	2,029		
3130B82M3	35201	Federal Agency Coupon Securities	Fair	1,040,000.00	4.000	1,026,565.26	09/30/2026	4.000	10/02/2028	732	10/02/2026	
3130B8GN6	35399	Federal Agency Coupon Securities	Fair	324,856.44	4.600	307,153.01	09/30/2026	4.608	11/17/2032	2,239	11/17/2026	
3130B8X64	35423	Federal Agency Coupon Securities	Fair	250,000.00	5.000	233,845.66	09/30/2026	5.000	12/26/2035	3,373		
3130ANZB9	32111	Federal Agency Coupon Securities	Fair	375,000.00	1.000	368,795.49	09/30/2026	1.000	03/30/2027	180	09/30/2026	
3130B82M3	35203	Federal Agency Coupon Securities	Fair	305,000.00	4.000	301,060.00	09/30/2026	4.000	10/02/2028	732	10/02/2026	
3130B8X64	35424	Federal Agency Coupon Securities	Fair	250,000.00	5.000	233,845.66	09/30/2026	5.000	12/26/2035	3,373		
3130AMK50	32177	Federal Agency Coupon Securities	Fair	529,997.44	2.000	460,759.10	09/30/2026	2.000	05/12/2031	1,684	11/12/2026	
3130B82M3	35204	Federal Agency Coupon Securities	Fair	140,000.00	4.000	138,191.48	09/30/2026	4.001	10/02/2028	732	10/02/2026	
3130B8X64	35425	Federal Agency Coupon Securities	Fair	250,000.00	5.000	233,845.66	09/30/2026	5.000	12/26/2035	3,373		
3130AP4T9	32105	Federal Agency Coupon Securities	Fair	730,000.00	1.000	724,279.90	09/30/2026	1.000	12/30/2026	90	09/30/2026	
3130ANZB9	32112	Federal Agency Coupon Securities	Fair	735,000.00	1.000	722,839.15	09/30/2026	1.000	03/30/2027	180	09/30/2026	
3130AMK50	32178	Federal Agency Coupon Securities	Fair	499,997.58	2.000	434,678.40	09/30/2026	2.000	05/12/2031	1,684	11/12/2026	
3136GAXE4	35254	Federal Agency Coupon Securities	Fair	1,000,000.00	4.000	986,789.11	09/30/2026	4.000	10/10/2028	740	10/10/2026	
3130B8BH4	35315	Federal Agency Coupon Securities	Fair	2,000,000.00	5.400	1,841,705.24	09/30/2026	5.400	11/06/2040	5,150		
3130B8GN6	35401	Federal Agency Coupon Securities	Fair	609,730.54	4.600	576,502.56	09/30/2026	4.608	11/17/2032	2,239	11/17/2026	
3130B8X64	35426	Federal Agency Coupon Securities	Fair	250,000.00	5.000	233,845.66	09/30/2026	5.000	12/26/2035	3,373		
3130B9ZS2	35681	Federal Agency Coupon Securities	Fair	260,000.00	4.500	252,582.04	09/30/2026	4.500	03/25/2031	1,636	03/25/2027	
3130B8X64	35427	Federal Agency Coupon Securities	Fair	250,000.00	5.000	233,845.66	09/30/2026	5.000	12/26/2035	3,373		
3130B9ZS2	35682	Federal Agency Coupon Securities	Fair	500,000.00	4.500	485,734.70	09/30/2026	4.500	03/25/2031	1,636	03/25/2027	
3130B9ZS2	35684	Federal Agency Coupon Securities	Fair	300,000.00	4.500	291,440.82	09/30/2026	4.500	03/25/2031	1,636	03/25/2027	
3130B8X64	35428	Federal Agency Coupon Securities	Fair	250,000.00	5.000	233,845.66	09/30/2026	5.000	12/26/2035	3,373		
3130ANZB9	32113	Federal Agency Coupon Securities	Fair	250,000.00	1.000	245,863.66	09/30/2026	1.000	03/30/2027	180	09/30/2026	
3130B7S88	35125	Federal Agency Coupon Securities	Fair	100,000.00	4.200	97,551.10	09/30/2026	4.200	09/26/2030	1,456		

CUSIP	Investment #	Security Type	Investment Class	Book Value	Current Rate	Market Value	Market Date	YTM/C 365	Redemption Date	Days To Maturity	Call Date	Collateral
3130B8X64	35430	Federal Agency Coupon Securities	Fair	250,000.00	5.000	233,845.66	09/30/2026	5.000	12/26/2035	3,373		
3130B7S88	35126	Federal Agency Coupon Securities	Fair	350,000.00	4.200	341,428.85	09/30/2026	4.200	09/26/2030	1,456		
3130B8X64	35429	Federal Agency Coupon Securities	Fair	250,000.00	5.000	233,845.66	09/30/2026	5.000	12/26/2035	3,373		
3130B9ZS2	35685	Federal Agency Coupon Securities	Fair	350,000.00	4.500	340,014.29	09/30/2026	4.500	03/25/2031	1,636	03/25/2027	
3130B8X64	35431	Federal Agency Coupon Securities	Fair	250,000.00	5.000	233,845.66	09/30/2026	5.000	12/26/2035	3,373		
3130B7S88	35127	Federal Agency Coupon Securities	Fair	150,000.00	4.200	146,326.65	09/30/2026	4.200	09/26/2030	1,456		
3130B8X64	35432	Federal Agency Coupon Securities	Fair	250,000.00	5.000	233,845.66	09/30/2026	5.000	12/26/2035	3,373		
3130AMK50	32179	Federal Agency Coupon Securities	Fair	499,997.58	2.000	434,678.40	09/30/2026	2.000	05/12/2031	1,684	11/12/2026	
3130ARQH7	32472	Federal Agency Coupon Securities	Fair	540,000.00	4.000	504,250.07	09/30/2026	4.000	04/21/2032	2,029		
3130B7S88	35128	Federal Agency Coupon Securities	Fair	280,000.00	4.200	273,143.08	09/30/2026	4.200	09/26/2030	1,456		
3130B82M3	35205	Federal Agency Coupon Securities	Fair	555,000.00	4.000	547,830.50	09/30/2026	4.000	10/02/2028	732	10/02/2026	
3130B8X64	35433	Federal Agency Coupon Securities	Fair	250,000.00	5.000	233,845.66	09/30/2026	5.000	12/26/2035	3,373		
3130AL7A6	31660	Federal Agency Coupon Securities	Fair	1,000,000.00	2.000	875,918.09	09/30/2026	1.500	02/25/2031	1,608		
3130AP4T9	32106	Federal Agency Coupon Securities	Fair	350,000.00	1.000	347,257.48	09/30/2026	1.000	12/30/2026	90	09/30/2026	
3130ANZB9	32114	Federal Agency Coupon Securities	Fair	350,000.00	1.000	344,209.12	09/30/2026	1.000	03/30/2027	180	09/30/2026	
3130AMK50	32180	Federal Agency Coupon Securities	Fair	499,997.58	2.000	434,678.40	09/30/2026	2.000	05/12/2031	1,684	11/12/2026	
3130ARQH7	32473	Federal Agency Coupon Securities	Fair	505,000.00	4.000	471,567.20	09/30/2026	4.000	04/21/2032	2,029		
3130B7S88	35129	Federal Agency Coupon Securities	Fair	820,000.00	4.200	799,919.03	09/30/2026	4.200	09/26/2030	1,456		
3130B82M3	35206	Federal Agency Coupon Securities	Fair	240,000.00	4.000	236,899.68	09/30/2026	4.000	10/02/2028	732	10/02/2026	
3130B8X64	35434	Federal Agency Coupon Securities	Fair	250,000.00	5.000	233,845.66	09/30/2026	5.000	12/26/2035	3,373		
3130ANZB9	32115	Federal Agency Coupon Securities	Fair	340,000.00	1.000	334,374.57	09/30/2026	1.000	03/30/2027	180	09/30/2026	
3130AMK50	32181	Federal Agency Coupon Securities	Fair	499,997.58	2.000	434,678.40	09/30/2026	2.000	05/12/2031	1,684	11/12/2026	
3130ARQH7	32474	Federal Agency Coupon Securities	Fair	505,000.00	4.000	471,567.20	09/30/2026	4.000	04/21/2032	2,029		
3130B7S88	35130	Federal Agency Coupon Securities	Fair	270,000.00	4.200	263,387.97	09/30/2026	4.200	09/26/2030	1,456		
3130B82M3	35207	Federal Agency Coupon Securities	Fair	95,000.00	4.000	93,772.79	09/30/2026	4.000	10/02/2028	732	10/02/2026	
3130B8X64	35435	Federal Agency Coupon Securities	Fair	250,000.00	5.000	233,845.66	09/30/2026	5.000	12/26/2035	3,373		
3130AL7A6	31661	Federal Agency Coupon Securities	Fair	1,000,000.00	2.000	875,918.09	09/30/2026	1.000	02/25/2031	1,608		
3130AP4T9	32107	Federal Agency Coupon Securities	Fair	750,000.00	1.000	744,123.18	09/30/2026	1.000	12/30/2026	90	09/30/2026	
3130ANZB9	32116	Federal Agency Coupon Securities	Fair	250,000.00	1.000	245,863.66	09/30/2026	1.000	03/30/2027	180	09/30/2026	
3130AMK50	32182	Federal Agency Coupon Securities	Fair	499,997.58	2.000	434,678.40	09/30/2026	2.000	05/12/2031	1,684	11/12/2026	
3130ARQH7	32475	Federal Agency Coupon Securities	Fair	505,000.00	4.000	471,567.20	09/30/2026	4.000	04/21/2032	2,029		
3130B46Z9	34520	Federal Agency Coupon Securities	Fair	1,200,000.00	5.000	1,150,598.89	09/30/2026	5.000	12/18/2034	3,000	12/18/2026	
3130B7S88	35131	Federal Agency Coupon Securities	Fair	500,000.00	4.200	487,755.51	09/30/2026	4.200	09/26/2030	1,456		
3130B8X64	35436	Federal Agency Coupon Securities	Fair	250,000.00	5.000	233,845.66	09/30/2026	5.000	12/26/2035	3,373		
3130B9ZS2	35686	Federal Agency Coupon Securities	Fair	500,000.00	4.500	485,734.70	09/30/2026	4.500	03/25/2031	1,636	03/25/2027	
3130AMJR4	31850	Federal Agency Coupon Securities	Fair	1,790,000.00	2.500	1,369,798.45	09/30/2026	2.500	05/19/2036	3,518		
3130ANZB9	32117	Federal Agency Coupon Securities	Fair	200,000.00	1.000	196,690.93	09/30/2026	1.000	03/30/2027	180	09/30/2026	
3130BAV20	35843	Federal Agency Coupon Securities	Fair	1,129,674.22	4.825	1,104,121.93	09/30/2026	4.824	05/27/2031	1,699	11/27/2026	
3130AL7A6	31662	Federal Agency Coupon Securities	Fair	1,500,000.00	2.000	1,313,877.14	09/30/2026	1.482	02/25/2031	1,608		
3130AP4T9	32108	Federal Agency Coupon Securities	Fair	750,000.00	1.000	744,123.18	09/30/2026	1.000	12/30/2026	90	09/30/2026	

CUSIP	Investment #	Security Type	Investment Class	Book Value	Current Rate	Market Value	Market Date	YTM/C 365	Redemption Date	Days To Maturity	Call Date	Collateral
3130ANZB9	32118	Federal Agency Coupon Securities	Fair	250,000.00	1.000	245,863.66	09/30/2026	1.000	03/30/2027	180	09/30/2026	
3130AMK50	32183	Federal Agency Coupon Securities	Fair	499,997.58	2.000	434,678.40	09/30/2026	2.000	05/12/2031	1,684	11/12/2026	
3130B46Z9	34521	Federal Agency Coupon Securities	Fair	1,000,000.00	5.000	958,832.41	09/30/2026	5.000	12/18/2034	3,000	12/18/2026	
3130B7S88	35132	Federal Agency Coupon Securities	Fair	1,895,000.00	4.200	1,848,593.36	09/30/2026	4.200	09/26/2030	1,456		
3130B8X64	35437	Federal Agency Coupon Securities	Fair	250,000.00	5.000	233,845.66	09/30/2026	5.000	12/26/2035	3,373		
3130B9ND8	35570	Federal Agency Coupon Securities	Fair	500,000.00	5.000	465,723.84	09/30/2026	5.000	03/04/2038	4,172		
3130B9ZS2	35687	Federal Agency Coupon Securities	Fair	200,000.00	4.500	194,293.88	09/30/2026	4.500	03/25/2031	1,636	03/25/2027	
3130AP4T9	32109	Federal Agency Coupon Securities	Fair	200,000.00	1.000	198,432.85	09/30/2026	1.000	12/30/2026	90	09/30/2026	
3130ANZB9	32119	Federal Agency Coupon Securities	Fair	250,000.00	1.000	245,863.66	09/30/2026	1.000	03/30/2027	180	09/30/2026	
3130B82M3	35208	Federal Agency Coupon Securities	Fair	865,000.00	4.000	853,825.91	09/30/2026	4.000	10/02/2028	732	10/02/2026	
3130BAV20	35844	Federal Agency Coupon Securities	Fair	1,767,312.56	4.825	1,727,337.42	09/30/2026	4.824	05/27/2031	1,699	11/27/2026	
3130AL7A6	31663	Federal Agency Coupon Securities	Fair	1,500,000.00	2.000	1,313,877.14	09/30/2026	1.482	02/25/2031	1,608		
3130AM6D9	31813	Federal Agency Coupon Securities	Fair	285,000.00	2.050	249,097.59	09/30/2026	2.050	05/12/2031	1,684		
3130AMJR4	31851	Federal Agency Coupon Securities	Fair	165,000.00	2.500	126,266.34	09/30/2026	2.500	05/19/2036	3,518		
3130AP4T9	32110	Federal Agency Coupon Securities	Fair	220,000.00	1.000	218,276.13	09/30/2026	1.000	12/30/2026	90	09/30/2026	
3130AMK50	32184	Federal Agency Coupon Securities	Fair	1,669,991.92	2.000	1,451,825.84	09/30/2026	2.000	05/12/2031	1,684	11/12/2026	
3130ARQH7	32476	Federal Agency Coupon Securities	Fair	135,000.00	4.000	126,062.52	09/30/2026	4.000	04/21/2032	2,029		
3130B46Z9	34522	Federal Agency Coupon Securities	Fair	2,800,000.00	5.000	2,684,730.75	09/30/2026	5.000	12/18/2034	3,000	12/18/2026	
3130B7S88	35133	Federal Agency Coupon Securities	Fair	635,000.00	4.200	619,449.49	09/30/2026	4.200	09/26/2030	1,456		
3136GAXE4	35255	Federal Agency Coupon Securities	Fair	2,695,000.00	4.000	2,659,396.65	09/30/2026	4.000	10/10/2028	740	10/10/2026	
3130B8BH4	35316	Federal Agency Coupon Securities	Fair	3,000,000.00	5.400	2,762,557.86	09/30/2026	5.400	11/06/2040	5,150		
3130B8GN6	35402	Federal Agency Coupon Securities	Fair	89,960.24	4.600	85,057.76	09/30/2026	4.608	11/17/2032	2,239	11/17/2026	
3130B8X64	35438	Federal Agency Coupon Securities	Fair	250,000.00	5.000	233,845.66	09/30/2026	5.000	12/26/2035	3,373		
3130B94J6	35467	Federal Agency Coupon Securities	Fair	130,000.00	5.300	118,584.22	09/30/2026	5.300	01/22/2041	5,227		
3130BAV20	35845	Federal Agency Coupon Securities	Fair	858,552.41	4.825	839,132.67	09/30/2026	4.824	05/27/2031	1,699	11/27/2026	
3130AMJR4	31852	Federal Agency Coupon Securities	Fair	1,395,000.00	2.500	1,067,524.49	09/30/2026	2.500	05/19/2036	3,518		
3130AMJR4	31853	Federal Agency Coupon Securities	Fair	2,650,000.00	2.500	2,027,913.90	09/30/2026	2.500	05/19/2036	3,518		
3130B8GN6	35403	Federal Agency Coupon Securities	Fair	34,984.54	4.600	33,078.02	09/30/2026	4.608	11/17/2032	2,239	11/17/2026	
3130AM6D9	31814	Federal Agency Coupon Securities	Fair	1,140,000.00	2.050	996,390.36	09/30/2026	2.050	05/12/2031	1,684		
3130AMK50	32185	Federal Agency Coupon Securities	Fair	749,996.37	2.000	652,017.59	09/30/2026	2.000	05/12/2031	1,684	11/12/2026	
3130B7ZC1	35185	Federal Agency Coupon Securities	Fair	445,000.00	5.000	421,269.80	09/30/2026	5.000	10/16/2035	3,302	10/16/2026	
3136GAXE4	35256	Federal Agency Coupon Securities	Fair	305,000.00	4.000	300,970.68	09/30/2026	4.000	10/10/2028	740	10/10/2026	
3130BAV20	35846	Federal Agency Coupon Securities	Fair	1,265,235.13	4.825	1,236,616.56	09/30/2026	4.824	05/27/2031	1,699	11/27/2026	
3130ARQH7	32479	Federal Agency Coupon Securities	Fair	585,000.00	4.000	546,270.91	09/30/2026	4.000	04/21/2032	2,029		
3130B8GN6	35404	Federal Agency Coupon Securities	Fair	9,995.58	4.600	9,450.86	09/30/2026	4.608	11/17/2032	2,239	11/17/2026	
3130AS4L0	32676	Federal Agency Coupon Securities	Fair	1,631,458.29	4.500	1,552,936.19	09/30/2026	4.659	05/25/2033	2,428		
3130B7ZC1	35186	Federal Agency Coupon Securities	Fair	960,000.00	5.000	908,806.76	09/30/2026	5.000	10/16/2035	3,302	10/16/2026	
3130B7ZC1	35187	Federal Agency Coupon Securities	Fair	1,550,000.00	5.000	1,467,344.25	09/30/2026	5.000	10/16/2035	3,302	10/16/2026	
3130B7GY4	35096	Federal Agency Coupon Securities	Fair	500,000.00	5.200	476,964.96	09/30/2026	5.200	08/27/2035	3,252		
3130B7SA3	35135	Federal Agency Coupon Securities	Fair	215,000.00	5.050	203,077.58	09/30/2026	5.050	09/24/2035	3,280		

CUSIP	Investment #	Security Type	Investment Class	Book Value	Current Rate	Market Value	Market Date	YTM/C 365	Redemption Date	Days To Maturity	Call Date	Collateral
3130B7ZC1	35188	Federal Agency Coupon Securities	Fair	2,045,000.00	5.000	1,935,947.74	09/30/2026	5.000	10/16/2035	3,302	10/16/2026	
3130B7GY4	35097	Federal Agency Coupon Securities	Fair	500,000.00	5.200	476,964.96	09/30/2026	5.200	08/27/2035	3,252		
3130B7SA3	35136	Federal Agency Coupon Securities	Fair	755,000.00	5.050	713,132.89	09/30/2026	5.050	09/24/2035	3,280		
3130B8GN6	35405	Federal Agency Coupon Securities	Fair	29,986.75	4.600	28,352.59	09/30/2026	4.608	11/17/2032	2,239	11/17/2026	
3130B94J6	35469	Federal Agency Coupon Securities	Fair	1,350,000.00	5.300	1,231,451.50	09/30/2026	5.300	01/22/2041	5,227		
3130B7SA3	35137	Federal Agency Coupon Securities	Fair	4,030,000.00	5.050	3,806,523.89	09/30/2026	5.050	09/24/2035	3,280		
3130B94J6	35470	Federal Agency Coupon Securities	Fair	1,520,000.00	5.300	1,386,523.18	09/30/2026	5.300	01/22/2041	5,227		
3130B9ND8	35571	Federal Agency Coupon Securities	Fair	500,000.00	5.000	465,723.84	09/30/2026	5.000	03/04/2038	4,172		
		Subtotal and Average		**84,060,235.13**		**78,224,011.81**		**3.858**		**2,397**		
Federal Home Loan Mortgage Cor												
3134HCJD2	35415	Federal Agency Coupon Securities	Fair	475,000.00	4.000	461,194.87	09/30/2026	4.000	12/18/2029	1,174	12/18/2026	
3134HCND7	35449	Federal Agency Coupon Securities	Fair	585,000.00	3.750	577,755.56	09/30/2026	3.750	01/13/2028	469	10/13/2026	
3134HCJD2	35416	Federal Agency Coupon Securities	Fair	475,000.00	4.000	461,194.87	09/30/2026	4.000	12/18/2029	1,174	12/18/2026	
3134HCND7	35450	Federal Agency Coupon Securities	Fair	600,000.00	3.750	592,569.81	09/30/2026	3.750	01/13/2028	469	10/13/2026	
3134HCJD2	35417	Federal Agency Coupon Securities	Fair	675,000.00	4.000	655,382.18	09/30/2026	4.000	12/18/2029	1,174	12/18/2026	
3134HCND7	35451	Federal Agency Coupon Securities	Fair	255,000.00	3.750	251,842.17	09/30/2026	3.756	01/13/2028	469	10/13/2026	
3134HCND7	35452	Federal Agency Coupon Securities	Fair	555,000.00	3.750	548,127.07	09/30/2026	3.750	01/13/2028	469	10/13/2026	
3134HCND7	35453	Federal Agency Coupon Securities	Fair	165,000.00	3.750	162,956.70	09/30/2026	3.750	01/13/2028	469	10/13/2026	
3134HCND7	35455	Federal Agency Coupon Securities	Fair	505,000.00	3.750	498,746.26	09/30/2026	3.750	01/13/2028	469	10/13/2026	
3134HCND7	35456	Federal Agency Coupon Securities	Fair	505,000.00	3.750	498,746.26	09/30/2026	3.750	01/13/2028	469	10/13/2026	
3134HCND7	35457	Federal Agency Coupon Securities	Fair	250,000.00	3.750	246,904.09	09/30/2026	3.750	01/13/2028	469	10/13/2026	
3134HCND7	35458	Federal Agency Coupon Securities	Fair	250,000.00	3.750	246,904.09	09/30/2026	3.750	01/13/2028	469	10/13/2026	
3134HCND7	35459	Federal Agency Coupon Securities	Fair	175,000.00	3.750	172,832.86	09/30/2026	3.750	01/13/2028	469	10/13/2026	
3134HCND7	35460	Federal Agency Coupon Securities	Fair	260,000.00	3.750	256,780.25	09/30/2026	3.750	01/13/2028	469	10/13/2026	
3134HCND7	35462	Federal Agency Coupon Securities	Fair	450,000.00	3.750	444,427.36	09/30/2026	3.750	01/13/2028	469	10/13/2026	
3134GWBB1	31626	Federal Agency Coupon Securities	Fair	1,900,000.00	1.000	1,771,516.30	09/30/2026	1.000	07/21/2028	659	10/21/2026	
3134GWXV3	31627	Federal Agency Coupon Securities	Fair	1,700,000.00	1.000	1,568,289.95	09/30/2026	1.000	10/19/2028	749	10/19/2026	
3130G6NW7	36024	Pass Through Securities (GNMA/CMO)2	Fair	1,957,395.00	5.500	1,889,743.08	09/30/2026	5.512	08/01/2056	10,897		
3130G6N23	36025	Pass Through Securities (GNMA/CMO)2	Fair	3,982,500.00	5.500	3,845,564.92	09/30/2026	5.512	09/01/2056	10,928		
		Subtotal and Average		**15,719,895.00**		**15,151,478.65**		**3.812**		**4,543**		
Federal National Mortgage Admi												
31364FPD7	30707	Federal Agency Coupon Securities	Fair	510,495.05	6.000	507,692.59	09/30/2026	4.090	01/21/2028	477		
3136GAUS6	35164	Federal Agency Coupon Securities	Fair	830,000.00	4.000	818,437.92	09/30/2026	4.000	09/13/2028	713		
3136GDCV3	35789	Federal Agency Coupon Securities	Fair	30,000.00	4.500	29,057.54	09/30/2026	4.500	05/22/2031	1,694		
3136GAUS6	35165	Federal Agency Coupon Securities	Fair	775,000.00	4.000	764,204.08	09/30/2026	4.000	09/13/2028	713		
3136GCGB5	35472	Federal Agency Coupon Securities	Fair	510,000.00	4.030	496,529.20	09/30/2026	4.037	01/16/2030	1,203	10/16/2026	
3136GDCV3	35790	Federal Agency Coupon Securities	Fair	45,000.00	4.500	43,586.31	09/30/2026	4.500	05/22/2031	1,694		

CUSIP	Investment #	Security Type	Investment Class	Book Value	Current Rate	Market Value	Market Date	YTM/C 365	Redemption Date	Days To Maturity	Call Date	Collateral
3136GCGB5	35473	Federal Agency Coupon Securities	Fair	520,000.00	4.030	506,265.07	09/30/2026	4.037	01/16/2030	1,203	10/16/2026	
3136GDCV3	35791	Federal Agency Coupon Securities	Fair	15,000.00	4.500	14,528.77	09/30/2026	4.500	05/22/2031	1,694		
31364FPD7	30708	Federal Agency Coupon Securities	Fair	510,495.05	6.000	507,692.59	09/30/2026	4.090	01/21/2028	477		
3136GAUS6	35166	Federal Agency Coupon Securities	Fair	470,000.00	4.000	463,452.80	09/30/2026	4.000	09/13/2028	713		
3136GDCV3	35792	Federal Agency Coupon Securities	Fair	13,000.00	4.500	12,591.60	09/30/2026	4.500	05/22/2031	1,694		
3136GAUS6	35168	Federal Agency Coupon Securities	Fair	325,000.00	4.000	320,472.68	09/30/2026	4.000	09/13/2028	713		
3136GDCV3	35793	Federal Agency Coupon Securities	Fair	15,000.00	4.500	14,528.77	09/30/2026	4.500	05/22/2031	1,694		
3136GAUS6	35169	Federal Agency Coupon Securities	Fair	1,060,000.00	4.000	1,045,233.97	09/30/2026	4.000	09/13/2028	713		
3136GCGB5	35474	Federal Agency Coupon Securities	Fair	500,000.00	4.030	486,793.34	09/30/2026	4.030	01/16/2030	1,203	10/16/2026	
3136GDCV3	35794	Federal Agency Coupon Securities	Fair	30,000.00	4.500	29,057.54	09/30/2026	4.500	05/22/2031	1,694		
3135GABB6	31572	Federal Agency Coupon Securities	Fair	500,000.00	0.750	496,076.30	09/30/2026	0.750	12/23/2026	83		
3136GAUS6	35170	Federal Agency Coupon Securities	Fair	225,000.00	4.000	221,865.70	09/30/2026	4.000	09/13/2028	713		
3136GCGB5	35476	Federal Agency Coupon Securities	Fair	1,000,000.00	4.030	973,586.67	09/30/2026	4.030	01/16/2030	1,203	10/16/2026	
3136GDCV3	35795	Federal Agency Coupon Securities	Fair	84,000.00	4.500	81,361.11	09/30/2026	4.500	05/22/2031	1,694		
31364FPD7	30709	Federal Agency Coupon Securities	Fair	510,495.05	6.000	507,692.59	09/30/2026	4.090	01/21/2028	477		
3136GAUS6	35171	Federal Agency Coupon Securities	Fair	15,000.00	4.000	14,791.05	09/30/2026	4.000	09/13/2028	713		
3136GCGB5	35477	Federal Agency Coupon Securities	Fair	250,000.00	4.030	243,396.67	09/30/2026	4.030	01/16/2030	1,203	10/16/2026	
3136GDCV3	35796	Federal Agency Coupon Securities	Fair	20,000.00	4.500	19,371.69	09/30/2026	4.500	05/22/2031	1,694		
3135GABB6	31573	Federal Agency Coupon Securities	Fair	500,000.00	0.750	496,076.30	09/30/2026	0.750	12/23/2026	83		
3136GAUS6	35172	Federal Agency Coupon Securities	Fair	890,000.00	4.000	877,602.10	09/30/2026	4.000	09/13/2028	713		
3136GCGB5	35478	Federal Agency Coupon Securities	Fair	250,000.00	4.030	243,396.67	09/30/2026	4.030	01/16/2030	1,203	10/16/2026	
31364FPD7	30710	Federal Agency Coupon Securities	Fair	510,495.05	6.000	507,692.59	09/30/2026	4.090	01/21/2028	477		
3135GABB6	31574	Federal Agency Coupon Securities	Fair	500,000.00	0.750	496,076.30	09/30/2026	0.750	12/23/2026	83		
3136GDCV3	35797	Federal Agency Coupon Securities	Fair	25,000.00	4.500	24,214.62	09/30/2026	4.500	05/22/2031	1,694		
3135GABB6	31575	Federal Agency Coupon Securities	Fair	500,000.00	0.750	496,076.30	09/30/2026	0.750	12/23/2026	83		
3136GCGB5	35479	Federal Agency Coupon Securities	Fair	260,000.00	4.030	253,132.53	09/30/2026	4.030	01/16/2030	1,203	10/16/2026	
3136GDCV3	35798	Federal Agency Coupon Securities	Fair	5,000.00	4.500	4,842.92	09/30/2026	4.500	05/22/2031	1,694		
3135GABB6	31576	Federal Agency Coupon Securities	Fair	500,000.00	0.750	496,076.30	09/30/2026	0.750	12/23/2026	83		
3136GCGB5	35480	Federal Agency Coupon Securities	Fair	620,000.00	4.030	603,623.74	09/30/2026	4.030	01/16/2030	1,203	10/16/2026	
3136GDCV3	35799	Federal Agency Coupon Securities	Fair	15,000.00	4.500	14,528.77	09/30/2026	4.500	05/22/2031	1,694		
3135GABB6	31577	Federal Agency Coupon Securities	Fair	500,000.00	0.750	496,076.30	09/30/2026	0.750	12/23/2026	83		
3135GABB6	31579	Federal Agency Coupon Securities	Fair	500,000.00	0.750	496,076.30	09/30/2026	0.750	12/23/2026	83		
3136GCGB5	35481	Federal Agency Coupon Securities	Fair	250,000.00	4.030	243,396.67	09/30/2026	4.030	01/16/2030	1,203	10/16/2026	
3136GCGB5	35482	Federal Agency Coupon Securities	Fair	340,000.00	4.030	331,019.47	09/30/2026	4.037	01/16/2030	1,203	10/16/2026	
3136GDCV3	35800	Federal Agency Coupon Securities	Fair	65,000.00	4.500	62,958.00	09/30/2026	4.500	05/22/2031	1,694		
3136GDCV3	35801	Federal Agency Coupon Securities	Fair	10,000.00	4.500	9,685.85	09/30/2026	4.500	05/22/2031	1,694		
3136GDCV3	35802	Federal Agency Coupon Securities	Fair	25,000.00	4.500	24,214.62	09/30/2026	4.500	05/22/2031	1,694		
3136GDCV3	35803	Federal Agency Coupon Securities	Fair	10,000.00	4.500	9,685.85	09/30/2026	4.500	05/22/2031	1,694		
3136GDCV3	35827	Federal Agency Coupon Securities	Fair	2,161,000.00	4.500	2,093,111.32	09/30/2026	4.500	05/22/2031	1,694		

CUSIP	Investment #	Security Type	Investment Class	Book Value	Current Rate	Market Value	Market Date	YTM/C 365	Redemption Date		Call Date	Collateral
		Subtotal and Average		17,199,980.20		16,897,830.07		3.432		831		
		Total and Average		116,980,110.33		110,273,320.53		3.789		2,455		



2013 Res BRF merged
Purchases Report
Sorted by Security ID - Fund
July 1, 2026 - September 30, 2026

THDA
Andrew Jackson Building
502 Deaderick St., Third Floor
Nashville, TN 37243
(615)815-2020

CUSIP	Investment #	Fund	Sec. Type	Issuer	Original Par Value	Purchase Date	Payment Periods	Principal Purchased	Accrued Interest at Purchase	Rate at Purchase	Maturity/ Call Date	YTM	Ending Book Value
3130G6N23													
3130G6N23	36025	132025	GN2	FHLMC	3,982,500.00	09/01/2026	10/25 - Monthly	3,982,500.00		5.500	09/01/2056	5.512	3,982,500.00
				Subtotal	**3,982,500.00**			**3,982,500.00**	**0.00**				**3,982,500.00**
3130G6NW7													
3130G6NW7	36024	132025	GN2	FHLMC	1,957,395.00	09/01/2026	10/25 - Monthly	1,957,395.00		5.500	08/01/2056	5.512	1,957,395.00
				Subtotal	**1,957,395.00**			**1,957,395.00**	**0.00**				**1,957,395.00**
				Total Purchases	**5,939,895.00**			**5,939,895.00**	**0.00**				**5,939,895.00**

2013 Res BRF merged
Sales/Call Report
Sorted by Maturity Date - Fund
July 1, 2026 - September 30, 2026

THDA
Andrew Jackson Building
502 Deaderick St., Third Floor
Nashville, TN 37243
(615)815-2020

CUSIP	Investment #	Fund	Issuer / Sec. Type	Purchase Date	Redem. Date / Matur. Date	Par Value	Rate at Redem.	Book Value at Redem.	Redemption Principal	Redemption Interest	Total Amount	Net Income
12/23/2026												
3135GABB6	31580	132025	FNMA FAC	12/23/2020	09/15/2026 12/23/2026	500,000.00	0.750	500,000.00	500,000.00	854.17	500,854.17 Sale	854.17
					Subtotal	**500,000.00**		**500,000.00**	**500,000.00**	**854.17**	**500,854.17**	**854.17**
					Total Sales	**500,000.00**		**500,000.00**	**500,000.00**	**854.17**	**500,854.17**	**854.17**



2013 Res BRF merged
Maturity Report
Sorted by Maturity Date
Amounts due during July 1, 2026 - September 30, 2026

THDA
Andrew Jackson Building
502 Deaderick St., Third Floor
Nashville, TN 37243
(615)815-2020

CUSIP	Investment #	Fund	Sec. Type	Issuer	Par Value	Maturity Date	Purchase Date	Rate at Maturity	Book Value at Maturity	Interest	Maturity Proceeds	Net Income
3130ANN97	32053	131615	FAC	FHLB	1,160,000.00	08/26/2026	08/26/2021	0.875	1,160,000.00	5,075.00	1,165,075.00	5,075.00
3130ANN97	32054	131635	FAC	FHLB	160,000.00	08/26/2026	08/26/2021	0.875	160,000.00	700.00	160,700.00	700.00
3130ANN97	32055	131715	FAC	FHLB	125,000.00	08/26/2026	08/26/2021	0.875	125,000.00	546.88	125,546.88	546.88
3130ANN97	32056	131725	FAC	FHLB	120,000.00	08/26/2026	08/26/2021	0.875	120,000.00	525.00	120,525.00	525.00
3130ANN97	32057	131745	FAC	FHLB	175,000.00	08/26/2026	08/26/2021	0.875	175,000.00	765.63	175,765.63	765.63
3130ANN97	32058	131825	FAC	FHLB	140,000.00	08/26/2026	08/26/2021	0.875	140,000.00	612.50	140,612.50	612.50
3130ANN97	32059	131845	FAC	FHLB	465,000.00	08/26/2026	08/26/2021	0.875	465,000.00	2,034.38	467,034.38	2,034.38
3130ANN97	32060	131915	FAC	FHLB	245,000.00	08/26/2026	08/26/2021	0.875	245,000.00	1,071.88	246,071.88	1,071.88
3130ANN97	32061	131925	FAC	FHLB	530,000.00	08/26/2026	08/26/2021	0.875	530,000.00	2,318.75	532,318.75	2,318.75
3130ANN97	32062	131935	FAC	FHLB	175,000.00	08/26/2026	08/26/2021	0.875	175,000.00	765.63	175,765.63	765.63
3130ANN97	32063	131945	FAC	FHLB	965,000.00	08/26/2026	08/26/2021	0.875	965,000.00	4,221.88	969,221.88	4,221.88
3130ANN97	32064	132015	FAC	FHLB	450,000.00	08/26/2026	08/26/2021	0.875	450,000.00	1,968.75	451,968.75	1,968.75
3130ANN97	32065	132025	FAC	FHLB	790,000.00	08/26/2026	08/26/2021	0.875	790,000.00	3,456.25	793,456.25	3,456.25
			Total Maturities		**5,500,000.00**				**5,500,000.00**	**24,062.53**	**5,524,062.53**	**24,062.53**

THDA QUARTERLY INVESTMENT REPORT
LOAN FUNDS
September 30, 2026

LOAN FUNDS

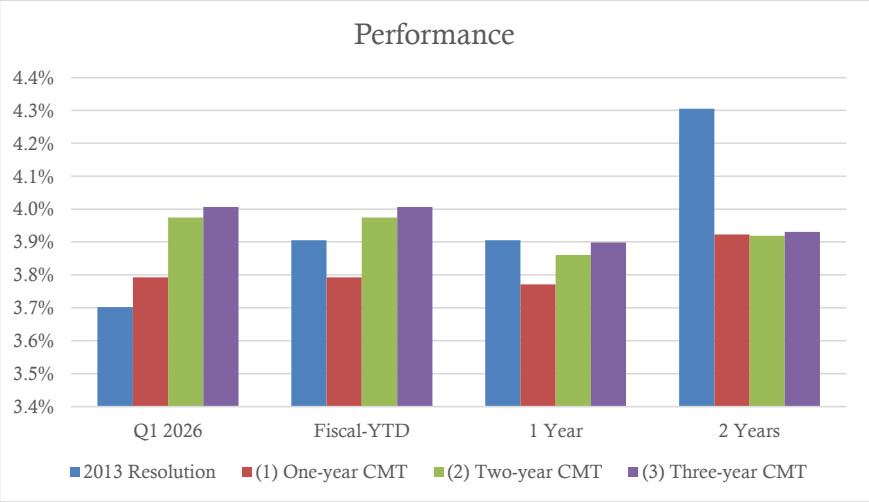

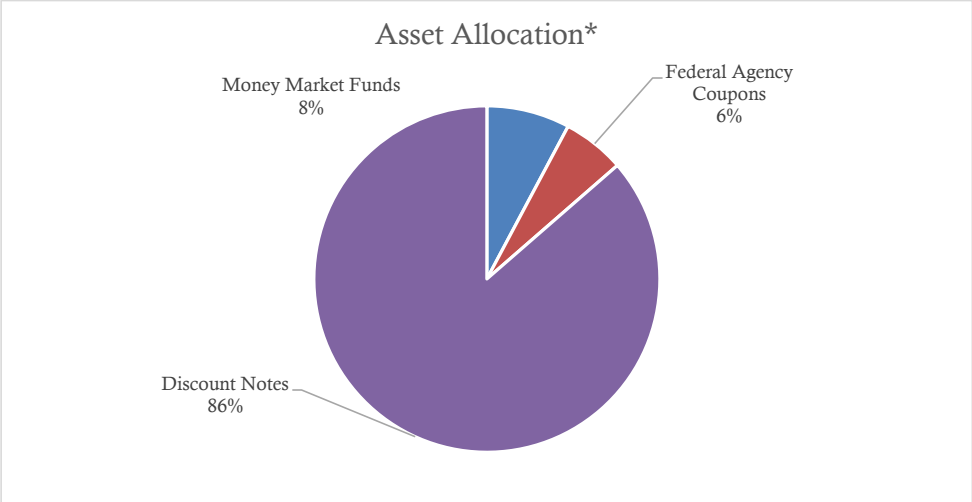

**Asset allocation based on book value or amortized cost, totaled $270 million on September 30, 2026*

	Q1 2026	Fiscal-YTD	1 Year	2 Years	*Days to Maturity*	*Effective Duration*
2013 Resolution	3.70%	3.91%	3.91%	4.31%	109.0	0.20
(1) One-year CMT	3.79%	3.79%	3.77%	3.92%		
(2) Two-year CMT	3.97%	3.97%	3.86%	3.92%		
(3) Three-year CMT	4.01%	4.01%	3.90%	3.93%		
Spread to 1-Yr. CMT	**-0.09%**	**0.11%**	**0.13%**	**0.38%**		

LOAN FUNDS DESCRIPTION

These are bond proceeds from a new bond issue that are restricted for funding mortgage loans. THDA invests these proceeds in short term investments with consideration to maintaining liquidity, to have cash available to fund mortgage loans.

In managing the funds with short-term investments, we attempt to reduce “negative arbitrage”. This results because the interest rates earned with a short-term investment are usually less than the cost of long-term debt from which the proceeds were derived.

The earnings on these funds are subject to IRS arbitrage rules under IRC 148(f).

THDA
Andrew Jackson Building
502 Deaderick St., Third Floor
Nashville, TN 37243
(615)815-2020

2013 Res LF (merged)
Investments by Issuer
Active Investments
Sorted by Fund
September 30, 2026

CUSIP	Investment #	Security Type	Investment Class	Book Value	Current Rate	Market Value	Market Date	YTM/C 365	Redemption Date	Days To Maturity	Call Date	Collateral
Federal Home Loan Bank												
313385R57	36065	Federal Agency Disc. -Amortizing	Fair	29,801,510.89	3.940	29,796,950.10	09/30/2026	4.079	12/01/2026	61		
3130BAXJ1	35975	Federal Agency Coupon Securities	Fair	5,065,000.00	4.500	4,965,975.45	09/30/2026	4.498	06/04/2030	1,342	06/04/2027	
3130BB3C7	35976	Federal Agency Coupon Securities	Fair	5,059,027.78	5.000	4,995,343.08	09/30/2026	4.998	06/23/2031	1,726		
313385H82	35972	Federal Agency Disc. -Amortizing	Fair	19,000,000.00	3.640	18,997,989.23	09/30/2026	3.747	10/01/2026			
313385L38	35978	Federal Agency Disc. -Amortizing	Fair	19,959,866.09	3.840	19,957,666.60	09/30/2026	3.961	10/20/2026	19		
313385P34	36113	Federal Agency Disc. -Amortizing	Fair	4,977,009.50	3.910	4,976,044.45	09/30/2026	4.039	11/13/2026	43		
313385T22	36114	Federal Agency Disc. -Amortizing	Fair	14,879,089.97	3.955	14,877,187.50	09/30/2026	4.099	12/14/2026	74		
313385K62	36110	Treasury Discounts -Amortizing	Fair	4,992,638.09	3.830	4,992,062.50	09/30/2026	3.943	10/15/2026	14		
		Subtotal and Average		**103,734,142.32**		**103,559,218.91**		**4.055**		**184**		
Federal National Mortgage Admi												
3136GDA52	35977	Federal Agency Coupon Securities	Fair	5,069,444.44	4.000	5,032,122.79	09/30/2026	3.999	12/13/2027	438	10/13/2026	
313589V26	36066	Federal Agency Disc. -Amortizing	Fair	19,800,257.67	4.025	19,801,316.60	09/30/2026	4.181	12/30/2026	90		
313397J44	35973	Federal Agency Disc. -Amortizing	Fair	19,991,819.29	3.720	19,989,416.60	09/30/2026	3.831	10/05/2026	4		
313397K42	35974	Federal Agency Disc. -Amortizing	Fair	19,974,956.42	3.795	19,972,483.40	09/30/2026	3.912	10/13/2026	12		
313589M26	35979	Federal Agency Disc. -Amortizing	Fair	19,945,343.74	3.820	19,942,850.00	09/30/2026	3.944	10/27/2026	26		
313589M83	35980	Federal Agency Disc. -Amortizing	Fair	19,932,378.27	3.860	19,928,133.40	09/30/2026	3.988	11/02/2026	32		
313589N74	35982	Federal Agency Disc. -Amortizing	Fair	19,917,236.63	3.875	19,912,888.80	09/30/2026	4.006	11/09/2026	39		
313589P64	35983	Federal Agency Disc. -Amortizing	Fair	19,901,467.90	3.910	19,897,644.40	09/30/2026	4.046	11/16/2026	46		
3136GDCV3	35788	Federal Agency Coupon Securities	Fair	500,000.00	4.500	484,292.30	09/30/2026	4.500	05/22/2031	1,694		
		Subtotal and Average		**145,032,904.36**		**144,961,148.29**		**3.989**		**55**		
		Total and Average		**248,767,046.68**		**248,520,367.20**		**4.016**		**109**		



2013 Res LF (merged)
Purchases Report
Sorted by Security ID - Fund
July 1, 2026 - September 30, 2026

THDA
Andrew Jackson Building
502 Deaderick St., Third Floor
Nashville, TN 37243
(615)815-2020

CUSIP	Investment #	Fund	Sec. Type	Issuer	Original Par Value	Purchase Date	Payment Periods	Principal Purchased	Accrued Interest at Purchase	Rate at Purchase	Maturity/ Call Date	YTM	Ending Book Value
3130BAXJ1													
3130BAXJ1	35975	132611	FAC	FHLB	5,000,000.00	09/18/2026	12/04 - 06/04	5,000,000.00	65,000.00	4.500	06/04/2027		5,065,000.00
				Subtotal	**5,000,000.00**			**5,000,000.00**	**65,000.00**				**5,065,000.00**
3130BB3C7													
3130BB3C7	35976	132611	FAC	FHLB	5,000,000.00	09/18/2026	12/23 - 06/23	5,000,000.00	59,027.78	5.000	06/23/2031		5,059,027.78
				Subtotal	**5,000,000.00**			**5,000,000.00**	**59,027.78**				**5,059,027.78**
313385A71													
313385A71	35942	132611	AFD	FHLB	6,000,000.00	08/03/2026	08/05 - At Maturity	5,998,833.33		3.500	08/05/2026	3.549	0.00
				Subtotal	**6,000,000.00**			**5,998,833.33**	**0.00**				**0.00**
313385A97													
313385A97	35943	132611	AFD	FHLB	6,000,000.00	08/03/2026	08/07 - At Maturity	5,997,666.67		3.500	08/07/2026	3.550	0.00
				Subtotal	**6,000,000.00**			**5,997,666.67**	**0.00**				**0.00**
313385B47													
313385B47	35944	132611	AFD	FHLB	6,000,000.00	08/03/2026	08/10 - At Maturity	5,995,916.67		3.500	08/10/2026	3.551	0.00
				Subtotal	**6,000,000.00**			**5,995,916.67**	**0.00**				**0.00**
313385B62													
313385B62	35945	132611	AFD	FHLB	6,000,000.00	08/03/2026	08/12 - At Maturity	5,994,750.00		3.500	08/12/2026	3.552	0.00
				Subtotal	**6,000,000.00**			**5,994,750.00**	**0.00**				**0.00**
313385H82													
313385H82	35972	132621	AFD	FHLB	19,000,000.00	09/17/2026	10/01 - At Maturity	18,973,104.44		3.640	10/01/2026	3.696	19,000,000.00
				Subtotal	**19,000,000.00**			**18,973,104.44**	**0.00**				**19,000,000.00**
313385K62													
313385K62	36110	137403	ATD	FHLB	5,000,000.00	09/30/2026	10/15 - At Maturity	4,992,020.83		3.830	10/15/2026	3.889	4,992,638.09
				Subtotal	**5,000,000.00**			**4,992,020.83**	**0.00**				**4,992,638.09**
313385L38													
313385L38	35978	132621	AFD	FHLB	20,000,000.00	09/17/2026	10/20 - At Maturity	19,929,600.00		3.840	10/20/2026	3.907	19,959,866.09

CUSIP	Investment #	Fund	Sec. Type	Issuer	Original Par Value	Purchase Date	Payment Periods	Principal Purchased	Accrued Interest at Purchase	Rate at Purchase	Maturity/ Call Date	YTM	Ending Book Value
				Subtotal	**20,000,000.00**			**19,929,600.00**	**0.00**				**19,959,866.09**
313385P34													
313385P34	36113	137403	AFD	FHLB	5,000,000.00	09/30/2026	11/13 - At Maturity	4,976,105.56		3.910	11/13/2026	3.983	4,977,009.50
				Subtotal	**5,000,000.00**			**4,976,105.56**	**0.00**				**4,977,009.50**
313385R57													
313385R57	36065	132521	AFD	FHLB	30,000,000.00	09/28/2026	12/01 - At Maturity	29,789,866.80		3.940	12/01/2026	4.023	29,801,510.89
				Subtotal	**30,000,000.00**			**29,789,866.80**	**0.00**				**29,801,510.89**
313385T22													
313385T22	36114	137403	AFD	FHLB	15,000,000.00	09/30/2026	12/14 - At Maturity	14,876,406.25		3.955	12/14/2026	4.043	14,879,089.97
				Subtotal	**15,000,000.00**			**14,876,406.25**	**0.00**				**14,879,089.97**
313397J44													
313397J44	35973	132621	AFD	FNMA	20,000,000.00	09/17/2026	10/05 - At Maturity	19,962,800.00		3.720	10/05/2026	3.779	19,991,819.29
				Subtotal	**20,000,000.00**			**19,962,800.00**	**0.00**				**19,991,819.29**
313397K42													
313397K42	35974	132621	AFD	FNMA	20,000,000.00	09/17/2026	10/13 - At Maturity	19,945,183.33		3.795	10/13/2026	3.858	19,974,956.42
				Subtotal	**20,000,000.00**			**19,945,183.33**	**0.00**				**19,974,956.42**
313589B85													
313589B85	35940	132611	AFD	FNMA	6,000,000.00	07/31/2026	08/14 - At Maturity	5,991,646.67		3.580	08/14/2026	3.635	0.00
				Subtotal	**6,000,000.00**			**5,991,646.67**	**0.00**				**0.00**
313589C35													
313589C35	35941	132611	AFD	FNMA	6,000,000.00	07/31/2026	08/17 - At Maturity	5,989,856.67		3.580	08/17/2026	1.880	0.00
				Subtotal	**6,000,000.00**			**5,989,856.67**	**0.00**				**0.00**
313589M26													
313589M26	35979	132621	AFD	FNMA	20,000,000.00	09/17/2026	10/27 - At Maturity	19,915,111.11		3.820	10/27/2026	3.890	19,945,343.74
				Subtotal	**20,000,000.00**			**19,915,111.11**	**0.00**				**19,945,343.74**
313589M83													
313589M83	35980	132621	AFD	FNMA	20,000,000.00	09/17/2026	11/02 - At Maturity	19,901,355.56		3.860	11/02/2026	3.933	19,932,378.27
				Subtotal	**20,000,000.00**			**19,901,355.56**	**0.00**				**19,932,378.27**

2013 Res LF (merged)
Purchases Report
July 1, 2026 - September 30, 2026

CUSIP	Investment #	Fund	Sec. Type	Issuer	Original Par Value	Purchase Date	Payment Periods	Principal Purchased	Accrued Interest at Purchase	Rate at Purchase	Maturity/ Call Date	YTM	Ending Book Value
313589N74													
313589N74	35982	132621	AFD	FNMA	20,000,000.00	09/17/2026	11/09 - At Maturity	19,885,902.78		3.875	11/09/2026	3.951	19,917,236.63
				Subtotal	**20,000,000.00**			**19,885,902.78**	**0.00**				**19,917,236.63**
313589P64													
313589P64	35983	132621	AFD	FNMA	20,000,000.00	09/17/2026	11/16 - At Maturity	19,869,666.67		3.910	11/16/2026	3.990	19,901,467.90
				Subtotal	**20,000,000.00**			**19,869,666.67**	**0.00**				**19,901,467.90**
313589V26													
313589V26	36066	132611	AFD	FNMA	20,000,000.00	09/28/2026	12/30 - At Maturity	19,792,041.60		4.025	12/30/2026	4.124	19,800,257.67
				Subtotal	**20,000,000.00**			**19,792,041.60**	**0.00**				**19,800,257.67**
3136GDA52													
3136GDA52	35977	132611	FAC	FNMA	5,000,000.00	09/18/2026	11/13 - 05/13	5,000,000.00	69,444.44	4.000	10/13/2026		5,069,444.44
				Subtotal	**5,000,000.00**			**5,000,000.00**	**69,444.44**				**5,069,444.44**
				Total Purchases	**285,000,000.00**			**283,777,834.94**	**193,472.22**				**248,267,046.68**



2013 Res LF (merged)
Sales/Call Report
Sorted by Security ID - Fund
July 1, 2026 - September 30, 2026

THDA
Andrew Jackson Building
502 Deaderick St., Third Floor
Nashville, TN 37243
(615)815-2020

CUSIP	Investment #	Fund	Issuer / Sec. Type	Purchase Date	Redem. Date / Matur. Date	Par Value	Rate at Redem.	Book Value at Redem.	Redemption Principal	Redemption Interest	Total Amount	Net Income
3130BAXJ1												
3130BAXJ1	35831	132521	FHLB FAC	06/04/2026	09/18/2026 06/04/2030	5,000,000.00	4.500	5,000,000.00	5,000,000.00	65,000.00	5,065,000.00 Sale	65,000.00
					Subtotal	**5,000,000.00**		**5,000,000.00**	**5,000,000.00**	**65,000.00**	**5,065,000.00**	**65,000.00**
3130BB3C7												
3130BB3C7	35842	132521	FHLB FAC	06/23/2026	09/18/2026 06/23/2031	5,000,000.00	5.000	5,000,000.00	5,000,000.00	59,027.78	5,059,027.78 Sale	59,027.78
					Subtotal	**5,000,000.00**		**5,000,000.00**	**5,000,000.00**	**59,027.78**	**5,059,027.78**	**59,027.78**
313385H82												
313385H82	35853	132511	FHLB AFD	06/18/2026	09/17/2026 10/01/2026	19,000,000.00	3.640	18,973,158.80	18,973,104.44	0.00	18,973,104.44 Sale	-54.36
					Subtotal	**19,000,000.00**		**18,973,158.80**	**18,973,104.44**	**0.00**	**18,973,104.44**	**-54.36**
3136GDA52												
3136GDA52	35779	132521	FNMA FAC	05/13/2026	09/18/2026 12/13/2027	5,000,000.00	4.000	5,000,000.00	5,000,000.00	69,444.44	5,069,444.44 Sale	69,444.44
					Subtotal	**5,000,000.00**		**5,000,000.00**	**5,000,000.00**	**69,444.44**	**5,069,444.44**	**69,444.44**
					Total Sales	**34,000,000.00**		**33,973,158.80**	**33,973,104.44**	**193,472.22**	**34,166,576.66**	**193,417.86**



2013 Res LF (merged)
Maturity Report
Sorted by Maturity Date
Amounts due during July 1, 2026 - September 30, 2026

THDA
Andrew Jackson Building
502 Deaderick St., Third Floor
Nashville, TN 37243
(615)815-2020

CUSIP	Investment #	Fund	Sec. Type	Issuer	Par Value	Maturity Date	Purchase Date	Rate at Maturity	Book Value at Maturity	Interest	Maturity Proceeds	Net Income
313589YU1	35664	137403	AFD	FNMA	1,400,000.00	07/01/2026	03/23/2026	3.620	1,400,000.00	0.00	1,400,000.00	0.00
313385ZC3	35804	132611	AFD	FHLB	28,000,000.00	07/09/2026	05/20/2026	3.570	28,000,000.00	0.00	28,000,000.00	0.00
313385A22	35805	132611	AFD	FHLB	28,000,000.00	07/31/2026	05/20/2026	3.575	28,000,000.00	0.00	28,000,000.00	0.00
313589A52	35850	137403	AFD	FNMA	11,000,000.00	08/03/2026	06/18/2026	3.595	11,000,000.00	0.00	11,000,000.00	0.00
313385A71	35942	132611	AFD	FHLB	6,000,000.00	08/05/2026	08/03/2026	3.500	6,000,000.00	0.00	6,000,000.00	0.00
313385A97	35943	132611	AFD	FHLB	6,000,000.00	08/07/2026	08/03/2026	3.500	6,000,000.00	0.00	6,000,000.00	0.00
313385B47	35944	132611	AFD	FHLB	6,000,000.00	08/10/2026	08/03/2026	3.500	6,000,000.00	0.00	6,000,000.00	0.00
313385B62	35945	132611	AFD	FHLB	6,000,000.00	08/12/2026	08/03/2026	3.500	6,000,000.00	0.00	6,000,000.00	0.00
313589B85	35940	132611	AFD	FNMA	6,000,000.00	08/14/2026	07/31/2026	3.580	6,000,000.00	0.00	6,000,000.00	0.00
313589C35	35941	132611	AFD	FNMA	6,000,000.00	08/17/2026	07/31/2026	3.580	6,000,000.00	0.00	6,000,000.00	0.00
313385E28	35806	132611	AFD	FHLB	28,000,000.00	09/01/2026	05/20/2026	3.585	28,000,000.00	0.00	28,000,000.00	0.00
313385E28	35852	137403	AFD	FHLB	9,000,000.00	09/01/2026	06/18/2026	3.630	9,000,000.00	0.00	9,000,000.00	0.00
			Total Maturities		**141,400,000.00**				**141,400,000.00**	**0.00**	**141,400,000.00**	**0.00**

THDA QUARTERLY INVESTMENT REPORT
ARBITRAGE LIABILITY

Rebate Liability as of June 30, 2026

Resolution / Bond Issue	Arbitrage Rebate Liability
2009 Resolution	
Series 2015-A	$ -
2013 Resolution	
Series 2023-1	130,128.51
Series 2023-2	111,869.90
Series 2023-3	-
Series 2024-1	24,452.16
Series 2024-2	48,638.34
Series 2024-3	-
TOTALS	$ 315,088.91

*2013 Resolution arbitrage calculations resulted in zero liability for the following bond years: 2013 thru 2022

ARBITRAGE LIABILITY (Yield Restriction)

Arbitrage is the result of transacting in the same or similar securities in different markets to generate profit. Tax-exempt bonds are arbitrage bonds, under IRC Section 148(f), if the issuer expects to invest or actually does invest all or part of the bond proceeds at a yield materially higher than the bond yield.

The yield restriction rules, under IRC Section 148(a), limit the investment yield that may be earned on bond proceeds.

Arbitrage Calculation:

The net calculation is computed annually. This is the arbitrage liability by bond issue as of **6/30/2026.**

If earnings for a five-year period are less than what the investments would have earned at the bond rate, no payment is due to the IRS. If the earnings are more than what would have been earned at the bond rate, a cash payment of the excess must be paid to the IRS. Arbitrage liability indicates that THDA investments have exceeded the maximum allowable earnings for that particular bond issue. THDA has contracted with Kutak Rock for arbitrage rebate services.

TENNESSEE HOUSING DEVELOPMENT AGENCY

INVESTMENT POLICY

REVISED AND RESTATED

Table of Contents

I. Definitions 3

II. Overview and Authority 4
- A. Introduction 4
- B. Authority 5
- C. Delegation Authority 5
- D. Scope 5

III. Objective 5

IV. Roles and Responsibilities 6
- A. Board of Directors 6
- B. State Treasurer 6
- C. Executive Director 6
- D. Investment Staff 7

V. Governing Principles 7
- A. Preservation of Principal and Liquidity 7
- B. Benchmark 8
- C. Permitted Investment Instruments and Investment Activities 8
- D. Use of Demand Features or Guarantees 8

VI. Additional Investment Criteria 8
- A. Maturity 8
- B. Quality 9
- C. Diversification 10

VII. Risk Management and Monitoring 10
- A. Safekeeping and Custody 10
- B. Liquidity Management and Stress Testing 10
- C. Trading, Brokerage and Research 10
- D. Policies, Procedures and Controls 11

VIII. Reporting 11
- A. Quarterly 11
- B. Annual 11
- C. Periodic 11

IX. Other Considerations 11

X. Approval and Adoption 11

I. Definitions

The following definitions are used hereafter with respect to and for purposes of this Investment Policy:

Board of Directors – Board of Directors for THDA.

Certificate of Deposit – As defined by and in accordance with T.C.A., Section 9-4-602.

Comparable Quality – A security or investment that 1) presents minimal credit risk, 2) is denominated in United States Dollars (USD), and 3) is determined by the Investment Staff, whereby such determination is made in writing and retained for record retention purposes, to be of comparable quality to securities that have a credit rating within the highest tier of short-term ratings or its long-term equivalent.

Daily Liquid Assets - The following investment instruments: cash and money market demand deposit accounts that mature within one (1) business day; U.S. Direct Obligation Securities; securities that will mature within one (1) business day; securities subject to a demand feature that is exercisable and payable within one (1) business day; and amounts receivable and due unconditionally within one (1) business day on pending sales of securities.

Fiduciary Standard - THDA assets not held by the respective trustee under any General Bond Resolution shall be invested and managed in good faith, in the best interest of the citizens of the State, in accordance with this Investment Policy, with the care an ordinarily prudent person in a like position would exercise under similar circumstances. THDA assets held by the respective trustee under any General Bond Resolution shall be invested and managed in good faith, in the best interest of the citizens of the State, in accordance with this Investment Policy, and in accordance with the requirements of the respective General Bond Resolution with the care an ordinarily prudent person in a like position would exercise under similar circumstances.

First Tier Quality – A security that 1) presents minimal credit risk, 2) is denominated in United States Dollars (USD), and 3) has an Investment Grade credit rating.

General Bond Resolution – Each bond resolution as may be adopted by the Board of Directors, as outlined in Appendix A which shall be amended, as necessary, by the Executive Director.

Investment Grade – A credit rating within the highest tier of short-term ratings or its long-term equivalent (e.g., P-1, A-1, F1) by a NRSRO. Rating modifiers (+, -) will not be considered when determining the tier. If rated by two NRSROs and the ratings conflict, the lower tier applies. If rated by more than two (> 2) NRSROs, the highest ratings determined by at least two (≥ 2) NRSROs applies. The Board of Directors has determined that U.S. Direct Obligation Securities, U.S. Agency Securities and U.S. Instrumentality Securities to be of Comparable Quality that have been rated within the highest category of credit ratings and are deemed to be rated Investment Grade.

Investment Staff – Any State of Tennessee Department of Treasury employee ("Treasury Investment Staff") and, if applicable, any THDA employee ("THDA Investment Staff") involved in the investment management of THDA assets.

Money Market Demand Accounts - As defined by and in accordance with T.C.A., Section 9-4-602.

Nationally Recognized Statistical Rating Organization ("NRSRO") - Any credit rating agency that is registered with the Securities and Exchange Commission ("SEC") as such. For the avoidance of doubt, a NRSRO includes "commercial paper rating services."

Prime Banker's Acceptance - As defined by and in accordance with T.C.A., Section 9-4-602.

Prime Commercial Paper - As defined by and in accordance with T.C.A., Section 9-4-602.

Program Securities – Mortgage backed securities (MBS) created with pools of mortgages funded/purchased by THDA.

Repurchase Agreement – As defined by and in accordance with T.C.A., Section 9-4-602.

State – State of Tennessee.

State Treasurer – The treasurer of the State of Tennessee.

T.C.A. – Tennessee Code Annotated.

THDA - The Tennessee Housing Development Agency.

U.S. Agency Securities – Debt obligations guaranteed as to principal and interest by any agency of the United States.

U.S. Direct Obligation Securities – bonds, notes and treasury bills of the United States or other debt obligations guaranteed as to principal and interest by the United States.

U.S. Government Securities – U.S. Direct Obligation Securities, U.S. Agency Securities and U.S. Instrumentality Securities.

U.S. Instrumentality Securities – Debt obligations guaranteed as to principal and interest by any United States government-sponsored corporation. For the avoidance of doubt, "government-sponsored corporation" includes any United States government-sponsored enterprises ("GSEs") and any instrumentality with the express or implied backing of the United States government.

II. Overview and Authority

A. Introduction

THDA, a political subdivision and instrumentality of the State, was established to serve a public purpose and improve and otherwise promote the health, welfare, and prosperity of the citizens of the State. THDA was created to promote the production of more affordable new housing units for very low, low and moderate income individuals and families in the State, to promote the preservation and rehabilitation of existing housing units for such persons, and to bring greater stability to the residential construction industry and related industries so as to assure a

steady flow of production of new housing units.

B. Authority

The Board of Directors is responsible for carrying out the powers given to THDA under State law, including, but not limited to, establishing the Investment Policy for THDA assets and electing or appointing an Executive Director. The Executive Director administers, manages and directs the affairs and business of THDA subject to the policies, control and direction of the Board of Directors.

Pursuant to T.C.A., Section 13-23-112, the State Treasurer is the custodian of the assets of THDA except for those assets required by contracts with bondholders or noteholders to be in the custody of the respective bond or note trustee. Furthermore, the State Treasurer is responsible for making investments in accordance with the Investment Policy established by the Board of Directors.

C. Delegation Authority

Pursuant to T.C.A. Section 13-23-112(f), the State Treasurer may delegate all or a portion of his/her custodial and/or investment duties and responsibilities to the Executive Director.

Furthermore, in making investments in accordance with this Investment Policy, the State Treasurer and, if applicable, the Executive Director are authorized to delegate all or a portion of his/her custodial and/or investment duties and responsibilities to Treasury Investment Staff and THDA Investment Staff, respectively. Therefore, references herein to the State Treasurer and/or Executive Director may apply to his/her designee(s).

The State Treasurer and, if applicable, Executive Director shall periodically review the actions taken by delegees in order to monitor performance and compliance with the terms of the delegation.

D. Scope

The Investment Policy is binding on all persons and entities with authority over THDA assets.

III. Objective

The purpose of this Investment Policy is to support the governing principles specified in Section V of this Investment Policy by:

- Outlining the distinct roles and responsibilities of the Board of Directors, State Treasurer, Executive Director, and Investment Staff;
- Electing the method of measuring securities and investments for financial reporting purposes;
- Setting forth the additional investment criteria, which the Board of Directors determines to be prudent in consideration of the purposes, terms, General Bond Resolution payment and distribution requirements and other circumstances of THDA, in accordance with the Fiduciary Standard.;

- Communicating the Investment Policy, as approved by the Board of Directors; and
- Functioning as a supervisory tool, guiding the ongoing oversight of investment of THDA assets.

IV. Roles and Responsibilities

In addition to the duties and responsibilities described herein, additional duties and responsibilities may exist. All persons and entities with authority over THDA assets are ultimately responsible for compliance with all applicable obligations.

A. Board of Directors

1) Adopt an Investment Policy, which the Board of Directors determines to be prudent in consideration of the purposes, terms, General Bond Resolution payment and distribution requirements and other circumstances of THDA, in accordance with the Fiduciary Standard;
2) Evaluate the investment performance of THDA assets through reports supplied by the State Treasurer; and
3) Periodically review the actions taken by delegees in order to monitor performance and compliance with the terms of the delegation.

B. State Treasurer

1) Implement the Investment Policy, as approved by the Board of Directors;
2) Operate with a duty of undivided loyalty, investing and managing THDA assets solely in accordance with the Fiduciary Standard and this Investment Policy;
3) Delegate investment, administrative and management functions that a prudent person of comparable skills would properly delegate under the circumstances;
4) Evaluate and, as applicable, approve the investment-related processes employed and procedures established by delegees, service providers and Investment Staff;
5) Evaluate the investment performance of THDA assets through reports supplied by delegees, service providers and Investment Staff;
6) Monitor THDA compliance with this Investment Policy; and
7) Take actions that are deemed essential to protect THDA assets, the interests of the citizens of the State, and the interest of bondholders or noteholders as may be required under each respective General Bond Resolution.

C. Executive Director

1) Assume executive responsibility and authority, if so delegated by the State Treasurer, for the ongoing evaluation and management of the THDA assets, ensuring compliance with the Investment Policy and such other investment-related laws, rules and regulations, policies, procedures, internal controls, and requirements of any respective General Bond Resolutions that may apply;
2) Operate with a duty of undivided loyalty, investing and managing THDA assets, if so delegated by the State Treasurer, solely in accordance with the Fiduciary Standard and this Investment Policy;
3) Hire, fire and otherwise effectively manage and supervise THDA Investment Staff;

4) Delegate investment and management functions to THDA Investment Staff that a prudent person of comparable skills would properly delegate under the circumstances;
5) Review and, as applicable, approve the use of custodians, trustees, and other service providers;
6) Consult with the State Treasurer on investment-related administrative, organizational and related activities and provide reports as may be requested by the State Treasurer;
7) Collaborate, as applicable, with the State Treasurer and Investment Staff on the development and implementation of appropriate investment strategies, policies, procedures and internal controls;
8) Prepare and submit reports, as required, to document investment activities; and
9) Notify the State Treasurer of investment-related situations that merit his/her attention.

D. Investment Staff

1) Assume fiduciary responsibility and authority, as delegated, for the Investment Staff member's role in the ongoing evaluation, administration and management of THDA assets;
2) Utilize special skills and expertise in an effort to meet the requirements of the Investment Policy;
3) Operate with a duty of undivided loyalty, investing, administering and managing THDA assets in accordance with the Fiduciary Standard and this Investment Policy;
4) Source and evaluate prospective investments on an as-needed basis;
5) Assist the State Treasurer with respect to any matters related to THDA assets;
6) Prepare and submit reports, as required, to document investment activities; and
7) Notify the State Treasurer, of situations that merit his/her attention.

V. Governing Principles

The Board of Directors has adopted, in good faith, in the best interest of the citizens of Tennessee and the interest of bondholders or noteholders as may be required under each respective General Bond Resolution, that the following governing principles for the oversight of THDA assets:

A. Preservation of Principal and Liquidity

Investment and reinvestment of THDA assets shall be designed to be consistent with preservation of principal. The THDA shall hold liquid assets sufficient to meet reasonably foreseeable General Bond Resolution payment and distribution requirements, as may be required under each respective General Bond Resolution, and to meet THDA operating requirements.

B. Benchmark

The one-year, two-year and three-year U.S. Treasury Constant Maturity Rate as published by the United States Federal Reserve Board of Governors shall be the established benchmarks for evaluating THDA investment performance.

C. Permitted Investment Instruments and Investment Activities

In accordance with T.C.A. Sections 13-23-01 et seq., as amended, permitted investments and

investment activities for THDA assets that are not held by the respective trustee under any General Bond Resolution shall include only those authorized for state funds pursuant to T.C.A. Section 9-4-602 and investment in the State Pooled Investment Fund established pursuant to T.C.A. Section 9-4-603, unless such investments or investment activities are further restricted in some manner by this Investment Policy. Permitted investments and investment activities for THDA assets held by the respective trustee under any General Bond Resolution shall include only those authorized under the respective General Bond Resolution unless such investments or investment activities are further restricted in some manner by this Investment Policy or by state law.

D. Use of Demand Features or Guarantees

If a security, underlying collateral, or other investment is subject to a guarantee or demand feature and the guarantee or demand feature is not being relied upon, the guarantee or demand feature shall be disregarded for the purposes of calculating maturity, quality, diversification or liquidity.

VI. Additional Investment Criteria

The Board of Directors hereby imposes the following investment restrictions, which the Board of Directors determines to be prudent in consideration of the purposes, terms, General Bond Resolution payment and distribution requirements and other circumstances of THDA, in accordance with the Fiduciary Standard. The disqualification of an investment under one section of this Investment Policy does not prevent its qualification in whole or in part under another section.

A. Maturity

A minimum of five percent (≥ 5%) of the daily fair market value of THDA total investments must mature within five years. No more than fifty percent (≤ 50%) of the daily fair market value of THDA total investments shall have a maturity of greater than fifteen (> 15) years without the approval of the Bond Finance Committee of the Board of Directors. The maturity limitations listed above shall not apply to or include Program Securities as defined in this Policy.

All of the investment maturities shall be laddered to avoid maturity concentration.

B. Quality

The quality of the following securities shall be evaluated in terms of the minimum quality criteria listed:

Security Type	Minimum Quality Criteria
U.S. Direct Obligation Securities, U.S. Agency Securities or U.S. Instrumentality Securities	First Tier.

Repurchase Agreement	A counter-party, or its parent, shall have an Investment Grade credit rating, be a primary dealer as defined by the Federal Reserve Bank of New York, or be of Comparable Quality. The underlying collateral is limited to First Tier U.S. Direct Obligation Securities, U.S. Agency Securities or U.S. Instrumentality Securities. The fair value of the underlying collateral shall be at least equal to the resale price provided in the Repurchase or Reverse Repurchase Agreement.
Certificates of Deposit and Money Market Demand accounts	A depository institution shall be a state depository pursuant to T.C.A. §9-4-107 and collateralized in accordance with T.C.A. §9-4-403. The underlying collateral is limited to those securities and investments authorized under T.C.A. §9-4-103, excluding surety bonds.
Prime Commercial Paper	First Tier, but the security shall have an Investment Grade credit rating by at least two (≥ 2) NRSROs and the issuer shall be approved in writing by the State Treasurer.
Prime Banker's Acceptances	First Tier, the security or issuer shall have an Investment Grade credit rating, and the security shall be eligible for purchase by the federal reserve system.

C. Diversification

Less than five percent (< 5%) of THDA assets shall be in investments of any one issuer of securities. The diversification limitations listed above shall not apply to or include U.S. Government Securities and Certificates of Deposit and Money Market Demand Accounts.

Additionally, THDA assets shall not be invested in more than:

- two hundred fifty million dollars (≤ $250,000,000) of prime commercial paper issued by any one issuer, excluding prime commercial paper that matures on the next business day; and
- twenty-five million dollars (≤ $25,000,000) of prime banker's acceptances issued by any one issuer.

Furthermore, the total fair market value of securities on loan under any securities lending agreement shall not exceed fifty percent (< 50%) of the fair market value of THDA assets on any day.

VII. Risk Management and Monitoring

A. Safekeeping and Custody

To mitigate custodial credit risk, THDA assets under each respective General Bond Resolution shall be held by the respective bond or note trustee. Other THDA assets shall be held by the State Treasurer at a custodial bank, savings and loan association, trust company or the Federal Reserve Bank, as approved by the State Treasurer.

B. Liquidity Management and Stress Testing

In order to ensure sufficient operational liquidity, THDA shall maintain a minimum of twenty-five one-hundredths of a percent (≥ 0.25%) daily fair market value of THDA total investments in Daily Liquid Assets.

The State Treasurer shall cause micro and macro stress testing (e.g. liquidity and market scenarios) to be periodically performed on THDA assets in order to ensure that that appropriate liquidity thresholds have been established for THDA. The results and any recommendations stemming from such testing shall be reported to the State Treasurer.

C. Trading, Brokerage and Research

Best execution, cost and benefits that serve the exclusive interest of THDA in accordance with the Fiduciary Standard are the overriding principles in determining the trading and brokerage counterparty to be used in any transaction. Selection of trading and brokerage counterparties shall be subject to the qualifications and processes approved by the State Treasurer.

D. Policies, Procedures and Controls

The State Treasurer shall ensure efficient and effective development and administration of an Investment Policy compliance program that is reasonably designed to prevent, detect and, if necessary, remedy violations of applicable laws, rules, regulations and policies THDA investment and securities activities.

VIII. Reporting

A. Quarterly

After the end of each quarter, the State Treasurer shall electronically submit a detailed, written review of the THDA investment activity to the Board of Directors and the Bond Finance Committee of the Board of Directors.

B. Annual

Within ninety (90) days of the end of the fiscal year, the State Treasurer shall electronically submit a comprehensive THDA investment report to the Board of Directors and the Bond Finance Committee of the Board of Directors. This report shall include, at a minimum, twelve-month performance returns compared to the Investment Policy benchmarks and any recommendations regarding the Investment Policy and the investment strategy for the ensuing fiscal year.

C. Periodic

The State Treasurer shall provide other investment or investment-related reports as requested by the Board of Directors.

IX. Other Considerations

The Board of Directors hereby authorizes the State Treasurer to provide written interpretive guidance and approve in writing, from time to time, exceptions from the requirements contained within the Investment Policy as deemed to be in accordance with the Fiduciary Standard. Such interpretive guidance or exception shall be reported in writing to the Board of Directors at its next meeting.

X. Approval and Adoption

The Board of Directors approved and adopted this revised and restated Investment Policy of the Tennessee Housing Development Agency at its meeting on the 25th day of July, 2023, and such Investment Policy shall only be changed by subsequent action of the Board of Directors.



Matt McGauley, Chairman of the Board of Directors
TENNESSEE HOUSING DEVELOPMENT AGENCY

Tennessee Housing Development Agency

Bond Disclosure Report

September 30, 2026

Andrew Jackson Building Third Floor
502 Deaderick Street
Nashville, Tennessee 37243

www.THDA.org - (615) 815-2200 - Toll Free: 800-228-THDA

TENNESSEE HOUSING DEVELOPMENT AGENCY
DISCLOSURE REPORT
TABLE OF CONTENTS

Information as of September 30, 2026

Housing Finance Program (2009 Resolution)	
General Information	3
Mortgage information per bond issue	6
Loan portfolio characteristics	8
Delinquency statistics	11
Delinquency & Foreclosure statistics	
Per Bond Issue	13
REO	14
Bonds by maturity date within bond series	15
Investments by fund with bond series	17
Reserve fund and equity	19
Disclaimer	20
Residential Finance Program (2013 Resolution)	
General Information	21
Mortgage information per bond issue	27
Loan portfolio characteristics	59
Program Security Information	62
Delinquency statistics	67
Delinquency & Foreclosure statistics	
Per Bond Issue	69
REO	72
Bonds by maturity date within bond series	75
Investments by fund with bond series	133
Reserve fund and equity	151
Disclaimer	155

2009 Resolution Date Created: **10/8/2026 7:09 AM** Page: 1-001

General Information :

Bonds Outstanding:	23,830,000.00
Outstanding Principal Balance:	29,664,415.89
Current Outstanding Commitments:	0.00
Current Uncommitted Lendable Funds:	0.00
Average Original Loan Amount:	93,209.59

Total Number of Loans :

Outstanding:	522

Trustee :

Name:	U.S Bank N.A.
Address:	333 Commerce Place, 8th Floor
City:	Nashville, TN 37201
Telephone:	615-251-0737
Contact Person:	Connie Jaco

Program Administrator :

Name:	Tennessee Housing Development Agency
Address:	502 Deaderick Street, 3rd Floor
City:	Nashville, TN 37243
Telephone:	615-815-2012
Contact Person:	Michell Bosch

**** Please refer to Disclaimer on Page 7-001***

General Information for each Bond Issue:

Bond Issue	Series Date	Series Sold	Bonds Outstanding	Loans Outstanding	Principal Outstanding	Commitments	Uncommitted Funds	Average Original Loan Amount
Bond Issue 2009-A	12/23/2009	12/23/2009	0.00	66	3,964,958.25	0.00	0.00	97,200.55
Bond Issue 2015-A	05/28/2015	05/28/2015	23,830,000.00	456	25,699,457.64	0.00	0.00	92,631.95
Totals:			**23,830,000.00**	**522**	**29,664,415.89**	**0.00**	**0.00**	**93,209.59**

*** *Please refer to Disclaimer on Page 7-001*

TENNESSEE HOUSING DEVELOPMENT AGENCY
QUARTERLY DISCLOSURE REPORT
September 30, 2026

NOTE (ADDENDUM) TO PAGES 1-002, 1-004, 1-006, 1-008 and 5 **2009 BOND RESOLUTION**

CERTAIN LOANS AND PROGRAM MBS IN THESE BOND ISSUES ARE COMPRISED OF THE FOLLOWING BLENDED COMPONENTS:

	Whole Loans			Program MBS		
Bond Issue	**Original Proceeds**	**0% Component**	**Amount**	**Original Proceeds**	**0% Component**	**Amount**
2015-A	$8,250,934.76	2019-4	$186,306.11	N/A	N/A	N/A

Loans by Interest Rate by Bond Issue:

Bond Issue 2009-A	Rate	Number of Loans	% of Loans Outstanding	Principal Outstanding	% of Principal Outstanding
	5.60%	26	39.39 %	1,511,620.03	38.12 %
	5.00%	12	18.18 %	633,804.47	15.99 %
	2.88%	5	7.58 %	378,974.23	9.56 %
	4.98%	5	7.58 %	254,067.05	6.41 %
	0.00%	4	6.06 %	187,591.89	4.73 %
	5.58%	3	4.55 %	175,515.88	4.43 %
	5.30%	2	3.03 %	136,096.33	3.43 %
	3.88%	2	3.03 %	128,131.86	3.23 %
	4.25%	1	1.52 %	120,849.15	3.05 %
	5.28%	2	3.03 %	119,371.13	3.01 %
	Other	4	6.06 %	318,936.23	8.04 %
		66	**100.00 %**	**3,964,958.25**	**100.00 %**

Bond Issue 2015-A	Rate	Number of Loans	% of Loans Outstanding	Principal Outstanding	% of Principal Outstanding
	5.35%	123	26.97 %	7,898,349.42	30.73 %
	5.60%	44	9.65 %	2,534,163.78	9.86 %
	4.75%	32	7.02 %	1,925,406.62	7.49 %
	5.58%	32	7.02 %	1,602,826.50	6.24 %
	4.85%	24	5.26 %	1,598,373.11	6.22 %
	5.00%	26	5.70 %	1,502,936.81	5.85 %
	5.20%	20	4.39 %	1,204,246.72	4.69 %
	2.88%	11	2.41 %	835,907.40	3.25 %
	3.50%	7	1.54 %	670,283.69	2.61 %
	4.55%	8	1.75 %	584,476.57	2.27 %
	Other	129	28.29 %	5,342,487.02	20.79 %

Loans by Interest Rate by Bond Issue:

Bond Issue 2015-A	**456**	**100.00 %**	**25,699,457.64**	**100.00 %**

Loans Portfolio Characteristics as a % of Loans Outstanding: Interest Rate

Interest Rate	Number of Loans	% of Loans Outstanding	Principal Outstanding	% of Principal Outstanding
5.35%	123	23.56 %	7,898,349.42	26.63 %
5.60%	70	13.41 %	4,045,783.81	13.64 %
5.00%	38	7.28 %	2,136,741.28	7.20 %
4.75%	33	6.32 %	2,037,805.87	6.87 %
5.58%	35	6.70 %	1,778,342.38	5.99 %
4.85%	24	4.60 %	1,598,373.11	5.39 %
2.88%	16	3.07 %	1,214,881.63	4.10 %
5.20%	20	3.83 %	1,204,246.72	4.06 %
4.98%	15	2.87 %	771,380.29	2.60 %
3.50%	7	1.34 %	670,283.69	2.26 %
Other	141	27.01 %	6,308,227.69	21.27 %
	522	**100.00 %**	**29,664,415.89**	**100.00 %**

Loans Portfolio Characteristics as a % of Loans Outstanding: Servicer

Servicer	Number of Loans	% of Loans Outstanding	Principal Outstanding	% of Principal Outstanding
VOLUNTEER MORTGAGE LOAN SERVICING	522	100.00 %	29,664,415.89	100.00 %
	522	**100.00 %**	**29,664,415.89**	**100.00 %**

Loans Portfolio Characteristics as a % of Loans Outstanding: Amortization Type

Amortization Type	Number of Loans	% of Loans Outstanding	Principal Outstanding	% of Principal Outstanding
Fixed Rate Mortgage	511	97.89 %	29,226,486.89	98.52 %
Principal Only Due	11	2.11 %	437,929.00	1.48 %
	522	**100.00 %**	**29,664,415.89**	**100.00 %**

Loans Portfolio Characteristics as a % of Loans Outstanding: Type of Housing

Type of Housing	Number of Loans	% of Loans Outstanding	Principal Outstanding	% of Principal Outstanding
Single Family	400	76.63 %	21,774,104.34	73.40 %
Other	79	15.13 %	5,822,102.34	19.63 %
Manufactured Home	37	7.09 %	1,690,358.99	5.70 %
Condominium	6	1.15 %	377,850.22	1.27 %
	522	**100.00 %**	**29,664,415.89**	**100.00 %**

Loans Portfolio Characteristics as a % of Loans Outstanding: Loan Type

Loan Type	Number of Loans	% of Loans Outstanding	Principal Outstanding	% of Principal Outstanding
FHA	489	93.68 %	28,140,917.83	94.86 %
USDA	19	3.64 %	916,337.55	3.09 %
Conventional	12	2.30 %	453,454.13	1.53 %
VA	2	0.38 %	153,706.38	0.52 %
	522	**100.00 %**	**29,664,415.89**	**100.00 %**

Loans Portfolio Characteristics as a % of Loans Outstanding: New / Existing Housing

New / Existing Housing	Number of Loans	% of Loans Outstanding	Principal Outstanding	% of Principal Outstanding
Existing	464	88.89 %	26,139,095.56	88.12 %
New	58	11.11 %	3,525,320.33	11.88 %
	522	**100.00 %**	**29,664,415.89**	**100.00 %**

2009 Resolution Date Created: **10/8/2026 7:09 AM** Page: 3-001

Delinquency Statistics

Delinquency Status	Number of Loans	% of Loans Outstanding	Principal Outstanding	% of Principal Outstanding
60 Days:	9	1.72 %	671,313.75	2.26 %
90 Days:	28	5.36 %	1,943,358.26	6.55 %
In Foreclosure:	5	0.96 %	322,337.65	1.09 %

REO Statistics

Total Number of REO Loans:	0
Total Outstanding Balance At Time of Default:	0.00

****** Please refer to Disclaimer on Page 7-001***

Delinquency Statistics by Loan Type

Delinquency Status	Loan Type	Number of Loans	% of Loans Outstanding	Principal Outstanding	% of Principal Outstanding
60-89 Days Past Due					
	FHA	9	1.84 %	671,313.75	2.39 %
	Conventional	0	0.00 %	0.00	0.00 %
	USDA	0	0.00 %	0.00	0.00 %
	VA	0	0.00 %	0.00	0.00 %
	Grand Total:	**9**	**1.72 %**	**671,313.75**	**2.26 %**
90 Days or More Past Due					
	FHA	27	5.52 %	1,880,261.15	6.68 %
	Conventional	1	8.33 %	63,097.11	13.91 %
	USDA	0	0.00 %	0.00	0.00 %
	VA	0	0.00 %	0.00	0.00 %
	Grand Total:	**28**	**5.36 %**	**1,943,358.26**	**6.55 %**
In Foreclosure					
	FHA	5	1.02 %	322,337.65	1.15 %
	Conventional	0	0.00 %	0.00	0.00 %
	USDA	0	0.00 %	0.00	0.00 %
	VA	0	0.00 %	0.00	0.00 %
	Grand Total:	**5**	**0.96 %**	**322,337.65**	**1.09 %**

Delinquency/Foreclosure Statistics by Bond Issue

	60-89 Days Past Due		90 or More Days Past Due		In Foreclosure	
Bond Issue	**Number of Loans**	**Principal Outstanding**	**Number of Loans**	**Principal Outstanding**	**Number of Loans**	**Principal Outstanding**
Bond Issue 2009-A	1	105,984.89	2	113,646.56	1	23,427.39
Bond Issue 2015-A	8	565,328.86	26	1,829,711.70	4	298,910.26
	9	**671,313.75**	**28**	**1,943,358.26**	**5**	**322,337.65**

REO Statistics by Bond Issue

Bond Issue	Number of Loans	Total Outstanding Balance At Time of Default
Bond Issue 2009-A	0	0.00
Bond Issue 2015-A	0	0.00
Total for the Resolution:	**0**	**0.00**

Bonds by Maturity

Bond Issue	Maturity Date	Bond Type	Interest Rate	Original Amount	Principal Matured	Principal Redeemed	Principal Outstanding	CUSIP
Bond Issue 2015-A								
	1/1/2016	Serial Bonds	0.3	165,000.00	165,000.00	0.00	0.00	88045RZQ8
	7/1/2016	Serial Bonds	0.4	165,000.00	0.00	165,000.00	0.00	88045RZR6
	1/1/2017	Serial Bonds	0.75	180,000.00	0.00	180,000.00	0.00	88045RZS4
	7/1/2017	Serial Bonds	0.85	180,000.00	0.00	180,000.00	0.00	88045RZT2
	1/1/2018	Serial Bonds	1.15	180,000.00	75,000.00	105,000.00	0.00	88045RZU9
	7/1/2018	Serial Bonds	1.25	180,000.00	35,000.00	145,000.00	0.00	88045RZV7
	1/1/2019	Serial Bonds	1.5	190,000.00	105,000.00	85,000.00	0.00	88045RZW5
	7/1/2019	Serial Bonds	1.6	190,000.00	95,000.00	95,000.00	0.00	88045RZX3
	1/1/2020	Serial Bonds	1.7	190,000.00	95,000.00	95,000.00	0.00	88045RZY1
	7/1/2020	Serial Bonds	1.8	2,385,000.00	0.00	2,385,000.00	0.00	88045RZZ8
	1/1/2021	Serial Bonds	2.05	2,410,000.00	0.00	2,410,000.00	0.00	88045RA28
	7/1/2021	Serial Bonds	2.15	2,455,000.00	0.00	2,455,000.00	0.00	88045RA36
	1/1/2022	Serial Bonds	2.25	2,490,000.00	0.00	2,490,000.00	0.00	88045RA44
	7/1/2022	Serial Bonds	2.35	2,520,000.00	0.00	2,520,000.00	0.00	88045RA51
	1/1/2023	Serial Bonds	2.55	2,550,000.00	0.00	2,550,000.00	0.00	88045RA69
	7/1/2023	Serial Bonds	2.6	2,585,000.00	185,000.00	2,400,000.00	0.00	88045RA77
	1/1/2024	Serial Bonds	2.7	2,620,000.00	1,080,000.00	1,540,000.00	0.00	88045RA85
	7/1/2024	Serial Bonds	2.75	2,660,000.00	60,000.00	2,600,000.00	0.00	88045RA93
	1/1/2025	Serial Bonds	2.8	2,705,000.00	1,105,000.00	1,600,000.00	0.00	88045RB27
	7/1/2025	Serial Bonds	2.8	2,765,000.00	1,135,000.00	1,630,000.00	0.00	88045RB35
	1/1/2026	Serial Bonds	2.95	2,815,000.00	0.00	2,815,000.00	0.00	88045RB43
	7/1/2026	Serial Bonds	2.95	2,870,000.00	1,055,000.00	1,815,000.00	0.00	88045RB50
	1/1/2027	Serial Bonds	3.1	2,930,000.00	0.00	1,710,000.00	1,220,000.00	88045RB84
	7/1/2027	Serial Bonds	3.1	2,990,000.00	0.00	1,755,000.00	1,235,000.00	88045RB92
	1/1/2028	Serial Bonds	3.25	3,055,000.00	0.00	1,795,000.00	1,260,000.00	88045RC26
	7/1/2028	Serial Bonds	3.25	3,115,000.00	0.00	1,830,000.00	1,285,000.00	88045RC34
	1/1/2029	Serial Bonds	3.4	3,180,000.00	0.00	1,855,000.00	1,325,000.00	88045RC42
	7/1/2029	Serial Bonds	3.4	3,250,000.00	0.00	1,920,000.00	1,330,000.00	88045RC59
	7/1/2031	Term Bonds	3.55	13,695,000.00	0.00	8,775,000.00	4,920,000.00	88045RC67

*** *Please refer to Disclaimer on Page 7-001*

1/1/2035	Term Bonds	3.85	27,065,000.00	0.00	20,570,000.00	6,495,000.00	88045RB68
7/1/2045	Term Bonds	3.5	69,120,000.00	60,000.00	64,300,000.00	4,760,000.00	88045RB76
			163,850,000.00	**5,250,000.00**	**134,770,000.00**	**23,830,000.00**	

Outstanding Investments
(By funds over $100,000)

Fund	Investment Type	Investment Amount	Yield	Maturity	
2015-A RF	FNMA	750,000.00	3.724%	10/1/2026	2015-A DSE
2015-A RF	FNMA	340,000.00	3.711%	10/1/2026	2015-A DSE
2015-A RF	FNMA	145,000.00	4.119%	1/4/2027	
2015-A RF	FNMA	405,000.00	4.146%	1/4/2027	
2015-A RF Total		**1,640,000.00**			
2015-A BRF	FHLB	230,000.00	4.000%	10/2/2028	
2015-A BRF	FHLB	1,000,000.00	4.000%	10/10/2028	
2015-A BRF	FHLB	1,500,000.00	4.608%	11/17/2032	
2015-A BRF	FHLB	950,000.00	5.000%	12/26/2035	
2015-A BRF	FHLMC	875,000.00	4.000%	12/18/2029	
2015-A BRF	FHLMC	445,000.00	3.750%	1/13/2028	
2015-A BRF	FNMA	410,000.00	4.000%	9/13/2028	
2015-A BRF	FNMA	500,000.00	4.030%	1/16/2030	
2015-A BRF Total		**5,910,000.00**			

Investment Summary

Revenue Fund	**1,640,000.00**
Debt Service Reserve Fund	**5,910,000.00**
Total Investments 2009 Resolution	**$7,550,000.00**

Outstanding Investments
(By funds over $100,000)

Fund	Investment Type	Investment Amount	Yield	Maturity
Demand Deposits at September 30, 2026				
2015-A BRF	1st American US Govt Obligation MMKT	1,150,592.79	3.603%	
2015-A RF	1st American US Govt Obligation MMKT	499,660.18	3.603%	
	US Govt Oblig MMKT Total	**$1,650,252.97**		

Resolution 2009 Bond Resolution **Date Run: 10/30/2026** **Page: 6-001**

Notes	Reserve Funds		Equity		
	Original Amount	Current Amount	Total Assets	Total Liabilities	Surplus or (Deficit)
Issue 2009-A	3,029,703	-	4,486,554	-	4,486,554
Issue 2015-A	4,817,448	5,989,777	37,922,131	24,268,975	13,653,156
Total for the 2009 Resoluti	$ 7,847,151	$ 5,989,777	$ 42,408,685	$ 24,268,975	$ 18,139,710

*** Please refer to Disclamer on Page 7-0001

DISCLAIMER

All information contained herein is obtained from sources believed to be accurate and reliable. The information contained herein speaks only as of its date, is subject to change without notice and the availability of this information shall not, under any circumstances, create any implication that there have been no changes in such information since such date. Because of the possibility of human and mechanical error as well as other factors, however, such information is provided "as is" without warranty of any kind and, in particular, no representation or warranty, express or implied, is made nor to be inferred as to the accuracy, timeliness or completeness of any such information. Under no circumstances shall TENNESSEE HOUSING DEVELOPMENT AGENCY ("THDA") be liable to any person or entity for (a) any loss or damage in whole or part caused by, resulting from, or relating to any error, whether or not due to negligence or other circumstances involved in procuring, collecting, compiling, interpreting, analyzing, editing, transcribing, transmitting, communicating or delivering any such information, or (b) any direct, indirect, special, consequential or incidental damages, fees or costs, whatsoever, even if THDA is advised in advance of the possibility of such damages, fees or costs, resulting from the use of, or inability to use, any such information.

THIS IS NOT AN OFFERING DOCUMENT

The following information relates to bond issues of THDA that have been sold and distributed in underwritten public offerings described in the related official statements. Each viewer of the information contained in this Quarterly Report acknowledges all of the following:

(i) THDA is not now by this document offering any bonds or other securities, nor soliciting an offer to buy any securities,

(ii) This information is not to be construed as any description of THDA or its programs in conjunction with any offering of bonds or securities of THDA. Such offerings are only made pursuant to the appropriate official statements of THDA. Nor shall anyone assume from the availability of the information contained in this Quarterly Report that the affairs of THDA (or its programs) have not changed since the date of this information,

(iii) No representation is made as to the propriety or legality of any secondary market trading of the bonds or other securities of THDA by anyone in any jurisdiction, and

(iv) THDA does not hereby obligate itself in any manner to periodically or otherwise update this information.

General Information :

Bonds Outstanding:	3,708,920,000.00
Outstanding Principal Balance:	3,216,342,097.94
Current Outstanding Commitments:	139,796,035.71
Current Uncommitted Lendable Funds:	4,712,512.92
Average Original Loan Amount:	136,806.53

Total Number of Loans :

Outstanding:	27,624

Trustee :

Name: U.S Bank N.A.

Address: 333 Commerce Place, 8th Floor

City: Nashville, TN 37201

Telephone: 615-251-0737

Contact Person: Connie Jaco

Program Administrator :

Name: Tennessee Housing Development Agency

Address: 502 Deaderick Street, 3rd Floor

City: Nashville, TN 37243

Telephone: 615-815-2012

Contact Person: Michell Bosch

*** ***Please refer to Disclaimer on Page 7-001***

General Information for each Bond Issue:

Bond Issue	Series Date	Series Sold	Bonds Outstanding	Loans Outstanding	Principal Outstanding	Commitments	Uncommitted Funds	Average Original Loan Amount
2013 Old 1974 Res Loans	06/30/2014	06/30/2014	0.00	218	5,428,203.53	0.00	0.00	65,944.51
Bond Issue 2013-1	05/30/2013	05/30/2013	13,200,000.00	607	29,844,942.26	0.00	0.00	92,276.85
Bond Issue 2013-2	11/19/2013	11/19/2013	15,230,000.00	282	16,488,019.27	0.00	0.00	97,673.30
Bond Issue 2014-1	05/29/2014	05/29/2014	19,845,000.00	387	25,924,757.76	0.00	0.00	103,589.41
Bond Issue 2014-2	11/20/2014	11/20/2014	28,760,000.00	404	29,486,213.12	0.00	0.00	107,817.36
Bond Issue 2015-1	06/11/2015	06/11/2015	30,000,000.00	445	33,903,885.31	0.00	0.00	109,694.40
Bond Issue 2015-2	10/01/2015	10/01/2015	35,790,000.00	552	41,376,848.09	0.00	0.00	108,226.21
Bond Issue 2016-1	05/18/2016	05/18/2016	33,980,000.00	377	32,078,953.42	0.00	0.00	119,697.21
Bond Issue 2016-2	10/18/2016	09/14/2016	36,190,000.00	409	34,502,339.55	0.00	0.00	117,488.12
Bond Issue 2016-3	11/17/2016	10/06/2016	1,665,000.00	259	14,066,950.39	0.00	0.00	100,068.41
Bond Issue 2017-1	03/30/2017	02/22/2017	15,285,000.00	416	35,670,087.01	0.00	0.00	113,033.68
Bond Issue 2017-2	06/27/2017	05/17/2017	45,895,000.00	641	55,444,456.24	0.00	0.00	113,626.52
Bond Issue 2017-3	09/28/2017	08/23/2017	34,920,000.00	345	31,642,151.42	0.00	0.00	114,010.54
Bond Issue 2017-4	12/19/2017	11/08/2017	39,270,000.00	393	34,614,603.85	0.00	0.00	113,183.82
Bond Issue 2018-1	03/29/2018	02/27/2018	32,530,000.00	434	42,031,328.94	0.00	0.00	121,542.02
Bond Issue 2018-2	06/12/2018	05/08/2018	59,005,000.00	604	58,161,638.89	0.00	0.00	119,849.44
Bond Issue 2018-3	09/06/2018	08/16/2018	61,715,000.00	588	63,508,480.66	0.00	0.00	131,132.79
Bond Issue 2018-4	11/15/2018	10/03/2018	83,965,000.00	922	94,478,392.81	0.00	0.00	125,861.36
Bond Issue 2019-1	03/21/2019	02/12/2019	76,940,000.00	648	70,165,930.08	0.00	0.00	128,615.60
Bond Issue 2019-2	06/27/2019	06/04/2019	93,830,000.00	831	87,774,461.54	0.00	0.00	130,061.18
Bond Issue 2019-3	09/30/2019	09/04/2019	75,625,000.00	525	67,949,108.65	0.00	0.00	154,472.91
Bond Issue 2019-4	12/11/2019	11/06/2019	101,565,000.00	831	98,667,964.76	0.00	0.00	147,123.92
Bond Issue 2020-1	03/25/2020	02/25/2020	104,435,000.00	715	100,526,385.51	0.00	0.00	164,560.05
Bond Issue 2020-2	05/28/2020	05/06/2020	17,890,000.00	1,393	47,951,700.21	0.00	0.00	77,642.40
Bond Issue 2020-3	06/30/2020	07/16/2020	87,515,000.00	473	71,291,834.32	0.00	0.00	175,198.95
Bond Issue 2020-4	09/29/2020	10/28/2020	90,825,000.00	627	91,924,687.32	0.00	0.00	172,062.70
Bond Issue 2021-1	04/28/2021	03/23/2021	102,070,000.00	625	99,800,033.68	0.00	0.00	184,487.82
Bond Issue 2021-2	09/30/2021	08/24/2021	76,685,000.00	441	75,530,690.25	0.00	0.00	195,746.71
Bond Issue 2021-3	12/16/2021	11/17/2021	57,265,000.00	727	57,064,573.94	0.00	0.00	116,761.29
Bond Issue 2022-1	04/26/2022	03/23/2022	132,680,000.00	835	161,572,434.04	0.00	0.00	216,931.58

*** *Please refer to Disclaimer on Page 7-001*

Bond Issue 2022-2	06/22/2022	05/25/2022	121,340,000.00	562	108,965,418.43	0.00	0.00	211,334.68
Bond Issue 2022-3	10/27/2022	09/29/2022	129,295,000.00	520	101,627,609.76	0.00	0.00	210,465.00
Bond Issue 2023-1	03/28/2023	04/25/2023	116,170,000.00	398	85,239,287.59	0.00	0.00	228,334.65
Bond Issue 2023-2	09/01/2023	08/01/2023	204,270,000.00	504	107,948,879.93	0.00	0.00	229,095.03
Bond Issue 2023-2 Taxable	06/27/2023	07/25/2023	0.00	236	51,535,196.96	0.00	0.00	230,848.77
Bond Issue 2023-3	11/08/2023	10/04/2023	306,995,000.00	1,030	232,294,721.63	0.00	0.00	237,585.09
Bond Issue 2023-3 Taxable	11/08/2023	10/04/2024	0.00	130	28,295,050.24	0.00	0.00	228,711.24
Bond Issue 2024-1	03/21/2024	02/14/2024	242,980,000.00	320	69,460,720.58	0.00	0.00	225,893.19
Bond Issue 2024-1 2nd Mtg 30 Yr Forgivable	03/21/2024	02/14/2024	0.00	405	2,415,395.73	0.00	0.00	5,967.17
Bond Issue 2024-1 2nd Mtg Monthly Repay	03/21/2024	02/14/2024	0.00	579	6,740,275.15	0.00	0.00	12,086.44
Bond Issue 2024-1 New Start	02/13/2024	03/21/2024	0.00	39	7,113,057.20	0.00	0.00	192,039.79
Bond Issue 2024-1 Taxable	03/21/2024	02/14/2024	0.00	309	65,767,494.51	0.00	0.00	222,523.85
Bond Issue 2024-2	06/25/2024	05/14/2024	244,650,000.00	161	32,773,653.03	0.00	0.00	210,154.28
Bond Issue 2024-2 2nd Mtg 30 yr Forgivable	06/25/2024	05/14/2024	0.00	361	2,141,259.33	0.00	0.00	5,934.28
Bond Issue 2024-2 2nd Mtg Monthly Repay	06/25/2024	05/14/2024	0.00	556	6,537,922.47	0.00	0.00	12,126.77
Bond Issue 2024-2 Taxable	06/25/2024	05/14/2024	0.00	369	83,779,666.11	0.00	0.00	232,775.11
Bond Issue 2024-3 2nd Mtg 30 Yr Forgivable	12/19/2024	11/20/2024	0.00	19	112,688.00	0.00	0.00	5,934.21
Bond Issue 2024-3 2nd Mtg Monthly Repay	12/20/2024	11/19/2024	0.00	23	284,262.29	0.00	0.00	12,561.09
Bond Issue 2024-3 Taxable	12/19/2024	11/20/2024	30,420,000.00	42	9,663,470.89	0.00	0.00	233,413.07
Bond Issue 2025-1	05/29/2025	04/29/2025	245,425,000.00	682	155,661,308.36	0.00	0.00	231,334.74
Bond Issue 2025-1 2nd Mtg 30 Yr Forgivable	04/10/2025	05/09/2025	0.00	382	2,281,451.59	0.00	0.00	5,979.21
Bond Issue 2025-1 2nd Mtg Monthly Repay	04/10/2025	05/09/2025	0.00	545	6,505,757.48	0.00	0.00	12,198.36
Bond Issue 2025-1 New Start	05/29/2025	04/29/2025	0.00	26	4,915,668.64	0.00	0.00	193,000.00
Bond Issue 2025-1 Taxable	05/29/2025	04/29/2025	0.00	178	41,585,240.59	0.00	0.00	235,950.39
Bond Issue 2025-2	08/26/2025	09/18/2025	158,805,000.00	439	104,039,660.96	0.00	1,082.00	238,619.79
Bond Issue 2025-2 2nd Mtg 30 Yr Forgivable	08/26/2025	09/18/2025	0.00	204	1,211,150.61	0.00	269,354.16	5,963.65
Bond Issue 2025-2 2nd Mtg Monthly Repay	08/26/2025	09/18/2025	0.00	383	4,590,967.27	7,010.24	301,782.16	12,162.41

Bond Issue 2025-2 New Start	08/26/2025	09/18/2025	0.00	16	2,974,460.18	1,800,000.00	202,625.00	187,335.94
Bond Issue 2025-2 Taxable	09/18/2025	08/26/2025	0.00	157	37,267,069.03	0.00	530.00	238,170.99
Bond Issue 2026-1	05/20/2026	04/28/2026	104,000,000.00	344	86,191,440.80	0.00	1,745.00	251,063.24
Bond Issue 2026-1 2nd Mtg 30 Yr Forgivable	05/20/2026	04/22/2026	0.00	145	941,013.47	1,907.92	70,578.61	6,524.30
Bond Issue 2026-1 2nd Mtg Monthly Repay	05/20/2026	04/22/2026	0.00	190	2,346,912.19	32,513.12	1,667,982.39	12,462.34
Bond Issue 2026-2	06/10/2026	06/10/2026	200,000,000.00	213	52,217,302.10	133,405,099.00	216,226.00	245,214.44
Bond Issue 2026-2 2nd Mtg 30 Yr Forgivable	06/10/2026	06/10/2026	0.00	129	1,103,709.07	2,755,157.91	678,200.60	8,571.65
Bond Issue 2026-2 2nd Mtg Monthly Repay	06/10/2026	06/10/2026	0.00	74	940,898.95	1,794,347.52	1,302,407.00	12,817.03
Totals:			**3,708,920,000.00**	**27,624**	**3,216,342,097.94**	**139,796,035.71**	**4,712,512.92**	**136,806.53**

*** *Please refer to Disclaimer on Page 7-001*

TENNESSEE HOUSING DEVELOPMENT AGENCY
QUARTERLY DISCLOSURE REPORT
June 30, 2026

NOTE (ADDENDUM) TO PAGES 1-002, 1-004, 1-006, 1-008 and 5 **2013 BOND RESOLUTION**

CERTAIN LOANS AND PROGRAM MBS IN THESE BOND ISSUES ARE COMPRISED OF THE FOLLOWING BLENDED COMPONENTS:

	Whole Loans			Program MBS		
Bond Issue	**Original Proceeds**	**0% Component**	**Amount**	**Original Proceeds**	**0% Component**	**Amount**
2013-1	$20,832,511.48	2020-2	$1,370,779.26	N/A	N/A	N/A
2013-2 A	$4,623,051.32	2020-2	$251,355.30	N/A	N/A	N/A
2013-2 B	$11,864,967.95	2020-2	$609,859.35	N/A	N/A	N/A
		2019-4	$493,582.67	N/A	N/A	N/A
2014-2	$25,127,149.74	2020-2	$3,093,152.13	N/A	N/A	N/A
2015-1	$29,668,889.27	2015-A	$3,435,657.38	N/A	N/A	N/A
2015-2	$32,208,438.84	2020-2	$811,652.66	N/A	N/A	N/A
		2013-2	$2,402,749.54	N/A	N/A	N/A
2016-1	$27,049,952.00	2014-2	$5,272,035.64	N/A	N/A	N/A
2016-2	$28,637,668.98	2015-1	$1,655,543.64	N/A	N/A	N/A
2017-1	$29,761,085.71	2020-2	$252,969.23	N/A	N/A	N/A
		2015-2	$401,774.66	N/A	N/A	N/A
2017-2	$47,200,698.52	2015-2	$3,709,502.90	N/A	N/A	N/A
2017-3	$31,642,151.42	2016-1	$9,195,209.20	N/A	N/A	N/A
2017-4	$30,569,800.39	2016-2	$5,413,911.65	N/A	N/A	N/A
2018-1	$39,336,098.68	2017-2	$12,383,003.86	N/A	N/A	N/A
2018-2	$53,504,025.72	2017-3	$12,750,009.33	N/A	N/A	N/A
2018-3	$63,508,480.66	2017-4	$10,326,478.96	N/A	N/A	N/A
2018-4	$88,752,982.32	2018-1	$11,839,647.84	N/A	N/A	N/A
2019-1	$70,165,930.08	2020-2	$701,659.30	N/A	N/A	N/A
		2018-2	$14,945,343.11	N/A	N/A	N/A
2019-2	$82,181,395.08	2018-3	$10,289,110.66	N/A	N/A	N/A
2019-3	$67,949,108.65	2018-4	$11,721,221.24	N/A	N/A	N/A
2019-4	$86,582,285.25	2019-1	$21,792,761.20	N/A	N/A	N/A

TENNESSEE HOUSING DEVELOPMENT AGENCY
QUARTERLY DISCLOSURE REPORT
June 30, 2026

NOTE (ADDENDUM) TO PAGES 1-002, 1-004, 1-006, 1-008 and 5 **2013 BOND RESOLUTION**

CERTAIN LOANS AND PROGRAM MBS IN THESE BOND ISSUES ARE COMPRISED OF THE FOLLOWING BLENDED COMPONENTS:

	Whole Loans			Program MBS		
Bond Issue	**Original Proceeds**	**0% Component**	**Amount**	**Original Proceeds**	**0% Component**	**Amount**
2020-2	$21,359,294.22	2013 Old 74 Res	$366,408.03	N/A	N/A	N/A
		2019-4	$90,768.37	N/A	N/A	N/A
2020-3	$71,291,834.32	2019-3	$16,454,155.36	N/A	N/A	N/A
2020-4	$91,924,687.32	2019-2	$23,477,565.14	N/A	N/A	N/A
2021-1	$99,800,033.68	2019-4	$24,870,168.39	N/A	N/A	N/A
2021-2	$75,530,690.25	2020-3	$29,653,348.99	N/A	N/A	N/A
2021-3	$22,897,885.50	2020-2	$205,635.97			
		2020-4	$7,292,976.53	N/A	N/A	N/A
2022-1	$161,572,434.04	2020-4	$11,471,642.82	N/A	N/A	N/A
		2021-1	$21,327,561.29	N/A	N/A	N/A
2022-2	$108,965,418.43	2021-2	$29,170,042.51	N/A	N/A	N/A
2022-3	$101,627,609.76	2021-3	$14,319,330.22	$8,079,531.17	2021-3	$1,138,405.94
2023-1	$85,239,287.59	2022-1	$3,903,959.37	$10,041,988.16	2022-1	$459,923.06
2023-2	$107,325,209.54	2022-2	$34,655,310.16	$7,322,895.10	2022-2	$2,364,562.83
2023-3	$232,294,721.63	2022-3	$25,389,813.07	$16,403,143.31	2022-3	$1,792,863.56
2024-1	$69,460,720.58	2023-1	$5,709,671.23	$8,232,216.28	2023-1	$676,688.18
2024-2	$32,773,653.03	2023-2	$11,303,632.93	$43,556,604.20	2023-2	$14,979,116.18

Loans by Interest Rate by Bond Issue:

2013 Old 1974 Res Loans	**Rate**	**Number of Loans**	**% of Loans Outstanding**	**Principal Outstanding**	**% of Principal Outstanding**
	7.30%	64	29.36 %	1,017,827.55	18.75 %
	6.15%	18	8.26 %	949,816.75	17.50 %
	5.55%	9	4.13 %	444,386.42	8.19 %
	5.85%	7	3.21 %	426,525.19	7.86 %
	4.63%	4	1.83 %	316,693.39	5.83 %
	2.88%	10	4.59 %	271,130.05	4.99 %
	3.45%	4	1.83 %	226,488.37	4.17 %
	3.75%	3	1.38 %	204,876.87	3.77 %
	3.25%	2	0.92 %	174,375.36	3.21 %
	5.80%	2	0.92 %	159,275.45	2.93 %
	Other	95	43.58 %	1,236,808.13	22.78 %
		218	**100.00 %**	**5,428,203.53**	**100.00 %**

Bond Issue 2013-1	**Rate**	**Number of Loans**	**% of Loans Outstanding**	**Principal Outstanding**	**% of Principal Outstanding**
	4.20%	212	34.93 %	16,093,747.22	53.92 %
	3.60%	37	6.10 %	2,527,160.56	8.47 %
	0.00%	77	12.69 %	1,814,683.01	6.08 %
	4.95%	38	6.26 %	1,347,147.20	4.51 %
	3.00%	28	4.61 %	1,013,815.70	3.40 %
	4.65%	24	3.95 %	879,278.81	2.95 %
	6.00%	12	1.98 %	631,464.08	2.12 %
	5.95%	13	2.14 %	541,589.84	1.81 %
	3.13%	6	0.99 %	475,521.60	1.59 %
	6.75%	28	4.61 %	405,550.49	1.36 %
	Other	132	21.75 %	4,114,983.75	13.79 %

Loans by Interest Rate by Bond Issue:

Bond Issue 2013-1				
	607	**100.00 %**	**29,844,942.26**	**100.00 %**

Bond Issue 2013-2	Rate	Number of Loans	% of Loans Outstanding	Principal Outstanding	% of Principal Outstanding
	4.45%	75	26.60 %	5,667,508.28	34.37 %
	4.20%	40	14.18 %	3,173,926.08	19.25 %
	5.10%	61	21.63 %	2,652,617.49	16.09 %
	5.60%	32	11.35 %	1,066,334.39	6.47 %
	6.10%	25	8.87 %	880,743.43	5.34 %
	3.60%	12	4.26 %	762,299.25	4.62 %
	6.60%	12	4.26 %	458,193.88	2.78 %
	4.60%	6	2.13 %	385,081.77	2.34 %
	3.50%	1	0.35 %	188,492.03	1.14 %
	3.75%	1	0.35 %	181,900.76	1.10 %
	Other	17	6.03 %	1,070,921.91	6.50 %
		282	**100.00 %**	**16,488,019.27**	**100.00 %**

Bond Issue 2014-1	Rate	Number of Loans	% of Loans Outstanding	Principal Outstanding	% of Principal Outstanding
	3.99%	217	56.07 %	16,881,066.03	65.12 %
	4.99%	66	17.05 %	2,538,467.42	9.79 %
	4.45%	32	8.27 %	2,532,521.48	9.77 %
	5.99%	37	9.56 %	1,440,386.45	5.56 %
	3.49%	7	1.81 %	587,336.95	2.27 %
	2.88%	8	2.07 %	448,904.88	1.73 %

Loans by Interest Rate by Bond Issue:

Bond Issue 2014-1	Rate	Number of Loans	% of Loans Outstanding	Principal Outstanding	% of Principal Outstanding
	3.13%	3	0.78 %	262,240.09	1.01 %
	3.75%	2	0.52 %	150,177.01	0.58 %
	3.00%	1	0.26 %	129,202.15	0.50 %
	4.25%	1	0.26 %	101,470.90	0.39 %
	Other	13	3.36 %	852,984.40	3.29 %
		387	**100.00 %**	**25,924,757.76**	**100.00 %**

Bond Issue 2014-2	Rate	Number of Loans	% of Loans Outstanding	Principal Outstanding	% of Principal Outstanding
	3.99%	255	63.12 %	21,116,647.81	71.62 %
	4.99%	65	16.09 %	2,612,526.28	8.86 %
	4.20%	26	6.44 %	2,162,210.89	7.33 %
	5.99%	31	7.67 %	1,230,124.54	4.17 %
	2.88%	8	1.98 %	646,042.11	2.19 %
	3.13%	5	1.24 %	478,636.89	1.62 %
	3.00%	4	0.99 %	448,483.97	1.52 %
	3.88%	3	0.74 %	318,279.56	1.08 %
	3.49%	4	0.99 %	271,029.56	0.92 %
	3.75%	1	0.25 %	94,148.97	0.32 %
	Other	2	0.50 %	108,082.54	0.37 %
		404	**100.00 %**	**29,486,213.12**	**100.00 %**

Bond Issue 2015-1	Rate	Number of Loans	% of Loans Outstanding	Principal Outstanding	% of Principal Outstanding
	4.10%	205	46.07 %	17,726,639.16	52.28 %
	3.99%	113	25.39 %	9,026,543.60	26.62 %

Loans by Interest Rate by Bond Issue:

Bond Issue 2015-1	Rate	Number of Loans	% of Loans Outstanding	Principal Outstanding	% of Principal Outstanding
	5.30%	55	12.36 %	2,348,576.76	6.93 %
	6.30%	33	7.42 %	1,377,345.64	4.06 %
	3.60%	9	2.02 %	729,362.55	2.15 %
	3.13%	6	1.35 %	655,026.60	1.93 %
	3.49%	3	0.67 %	328,283.22	0.97 %
	3.75%	4	0.90 %	328,282.35	0.97 %
	3.88%	3	0.67 %	283,508.53	0.84 %
	3.50%	3	0.67 %	217,804.68	0.64 %
	Other	11	2.47 %	882,512.22	2.60 %
		445	**100.00 %**	**33,903,885.31**	**100.00 %**

Bond Issue 2015-2	Rate	Number of Loans	% of Loans Outstanding	Principal Outstanding	% of Principal Outstanding
	4.10%	284	51.45 %	24,965,752.72	60.34 %
	3.99%	65	11.78 %	5,652,390.44	13.66 %
	5.80%	57	10.33 %	2,647,485.81	6.40 %
	5.40%	52	9.42 %	2,346,209.45	5.67 %
	6.40%	23	4.17 %	1,060,915.27	2.56 %
	6.80%	20	3.62 %	987,694.63	2.39 %
	3.13%	6	1.09 %	561,913.50	1.36 %
	3.60%	5	0.91 %	351,937.06	0.85 %
	3.88%	3	0.54 %	315,065.73	0.76 %
	5.30%	6	1.09 %	300,300.10	0.73 %
	Other	31	5.62 %	2,187,183.38	5.29 %
		552	**100.00 %**	**41,376,848.09**	**100.00 %**

Loans by Interest Rate by Bond Issue:

Bond Issue 2016-1	Rate	Number of Loans	% of Loans Outstanding	Principal Outstanding	% of Principal Outstanding
	3.99%	260	68.97 %	25,022,323.40	78.00 %
	5.40%	41	10.88 %	2,190,088.54	6.83 %
	5.50%	31	8.22 %	1,395,895.49	4.35 %
	3.49%	5	1.33 %	660,991.25	2.06 %
	3.13%	5	1.33 %	518,367.52	1.62 %
	6.50%	8	2.12 %	419,745.99	1.31 %
	6.40%	6	1.59 %	390,227.65	1.22 %
	3.00%	3	0.80 %	307,398.46	0.96 %
	4.63%	2	0.53 %	213,283.17	0.66 %
	2.88%	2	0.53 %	167,108.45	0.52 %
	Other	14	3.71 %	793,523.50	2.47 %
		377	**100.00 %**	**32,078,953.42**	**100.00 %**

Bond Issue 2016-2	Rate	Number of Loans	% of Loans Outstanding	Principal Outstanding	% of Principal Outstanding
	3.99%	143	34.96 %	14,041,124.87	40.70 %
	3.75%	141	34.47 %	13,307,919.96	38.57 %
	5.40%	83	20.29 %	4,178,048.81	12.11 %
	6.40%	13	3.18 %	664,515.83	1.93 %
	3.13%	4	0.98 %	411,535.46	1.19 %
	4.63%	4	0.98 %	337,333.38	0.98 %
	3.25%	3	0.73 %	311,601.96	0.90 %
	2.88%	4	0.98 %	270,409.63	0.78 %
	5.90%	5	1.22 %	238,358.34	0.69 %
	3.00%	1	0.24 %	177,745.87	0.52 %
	Other	8	1.96 %	563,745.44	1.63 %

Loans by Interest Rate by Bond Issue:

Bond Issue 2016-2				
	409	**100.00 %**	**34,502,339.55**	**100.00 %**

Bond Issue 2016-3	**Rate**	**Number of Loans**	**% of Loans Outstanding**	**Principal Outstanding**	**% of Principal Outstanding**
	5.70%	93	35.91 %	5,198,528.58	36.96 %
	5.40%	87	33.59 %	4,338,897.84	30.84 %
	6.40%	13	5.02 %	661,848.76	4.70 %
	6.70%	14	5.41 %	655,015.36	4.66 %
	6.20%	8	3.09 %	461,932.68	3.28 %
	6.00%	4	1.54 %	340,308.44	2.42 %
	0.00%	12	4.63 %	338,332.35	2.41 %
	3.13%	4	1.54 %	324,816.37	2.31 %
	3.75%	2	0.77 %	185,836.84	1.32 %
	3.88%	2	0.77 %	161,539.68	1.15 %
	Other	20	7.72 %	1,399,893.49	9.95 %
		259	**100.00 %**	**14,066,950.39**	**100.00 %**

Bond Issue 2017-1	**Rate**	**Number of Loans**	**% of Loans Outstanding**	**Principal Outstanding**	**% of Principal Outstanding**
	4.63%	112	26.92 %	10,135,949.10	28.42 %
	4.38%	77	18.51 %	7,805,286.24	21.88 %
	3.75%	49	11.78 %	5,017,441.16	14.07 %
	4.13%	50	12.02 %	4,603,533.71	12.91 %
	6.80%	31	7.45 %	1,537,310.94	4.31 %
	5.80%	26	6.25 %	1,297,592.59	3.64 %

Loans by Interest Rate by Bond Issue:

Bond Issue 2017-1	Rate	Number of Loans	% of Loans Outstanding	Principal Outstanding	% of Principal Outstanding
	5.99%	13	3.13 %	770,052.03	2.16 %
	3.88%	8	1.92 %	751,856.13	2.11 %
	3.13%	5	1.20 %	425,874.60	1.19 %
	2.88%	4	0.96 %	385,810.31	1.08 %
	Other	41	9.86 %	2,939,380.20	8.24 %
		416	**100.00 %**	**35,670,087.01**	**100.00 %**

Bond Issue 2017-2	Rate	Number of Loans	% of Loans Outstanding	Principal Outstanding	% of Principal Outstanding
	4.63%	452	70.51 %	42,350,892.37	76.38 %
	5.45%	47	7.33 %	2,640,205.75	4.76 %
	6.00%	39	6.08 %	2,147,833.37	3.87 %
	4.13%	7	1.09 %	821,168.61	1.48 %
	3.13%	7	1.09 %	771,780.34	1.39 %
	6.45%	11	1.72 %	573,955.82	1.04 %
	3.00%	4	0.62 %	501,742.14	0.90 %
	4.25%	6	0.94 %	485,269.48	0.88 %
	5.75%	9	1.40 %	461,878.52	0.83 %
	3.63%	3	0.47 %	457,148.86	0.82 %
	Other	56	8.74 %	4,232,580.98	7.63 %
		641	**100.00 %**	**55,444,456.24**	**100.00 %**

Bond Issue 2017-3	Rate	Number of Loans	% of Loans Outstanding	Principal Outstanding	% of Principal Outstanding
	4.63%	322	93.33 %	29,136,124.83	92.08 %
	3.13%	6	1.74 %	671,736.50	2.12 %

Loans by Interest Rate by Bond Issue:

Bond Issue 2017-3	Rate	Number of Loans	% of Loans Outstanding	Principal Outstanding	% of Principal Outstanding
	4.13%	6	1.74 %	423,312.35	1.34 %
	2.88%	3	0.87 %	398,297.66	1.26 %
	4.50%	2	0.58 %	357,197.87	1.13 %
	3.00%	3	0.87 %	251,448.30	0.79 %
	4.25%	1	0.29 %	150,594.37	0.48 %
	3.63%	1	0.29 %	130,749.40	0.41 %
	3.75%	1	0.29 %	122,690.14	0.39 %
		345	**100.00 %**	**31,642,151.42**	**100.00 %**

Bond Issue 2017-4	Rate	Number of Loans	% of Loans Outstanding	Principal Outstanding	% of Principal Outstanding
	4.25%	155	39.44 %	15,556,638.05	44.94 %
	4.63%	141	35.88 %	12,505,654.68	36.13 %
	5.80%	38	9.67 %	2,076,353.33	6.00 %
	6.80%	16	4.07 %	731,625.33	2.11 %
	3.75%	7	1.78 %	661,299.86	1.91 %
	2.88%	2	0.51 %	435,095.44	1.26 %
	5.45%	7	1.78 %	390,143.37	1.13 %
	3.13%	5	1.27 %	374,963.30	1.08 %
	3.88%	3	0.76 %	360,470.72	1.04 %
	3.50%	4	1.02 %	355,703.06	1.03 %
	Other	15	3.82 %	1,166,656.71	3.37 %
		393	**100.00 %**	**34,614,603.85**	**100.00 %**

Loans by Interest Rate by Bond Issue:

Bond Issue 2018-1	Rate	Number of Loans	% of Loans Outstanding	Principal Outstanding	% of Principal Outstanding
	4.25%	157	36.18 %	15,713,692.72	37.39 %
	4.50%	119	27.42 %	12,024,694.25	28.61 %
	4.63%	70	16.13 %	7,315,904.21	17.41 %
	3.13%	14	3.23 %	1,599,588.48	3.81 %
	5.99%	20	4.61 %	1,115,645.37	2.65 %
	4.00%	8	1.84 %	799,821.77	1.90 %
	5.80%	11	2.53 %	685,812.57	1.63 %
	3.00%	3	0.69 %	458,601.16	1.09 %
	3.75%	4	0.92 %	376,740.56	0.90 %
	6.99%	8	1.84 %	348,307.39	0.83 %
	Other	20	4.61 %	1,592,520.46	3.79 %
		434	**100.00 %**	**42,031,328.94**	**100.00 %**

Bond Issue 2018-2	Rate	Number of Loans	% of Loans Outstanding	Principal Outstanding	% of Principal Outstanding
	4.63%	460	76.16 %	46,430,718.05	79.83 %
	5.20%	34	5.63 %	1,967,732.67	3.38 %
	5.80%	32	5.30 %	1,929,066.02	3.32 %
	4.13%	15	2.48 %	1,640,216.73	2.82 %
	3.13%	14	2.32 %	1,624,826.96	2.79 %
	4.50%	9	1.49 %	760,207.39	1.31 %
	3.00%	4	0.66 %	541,851.76	0.93 %
	2.88%	6	0.99 %	524,471.50	0.90 %
	3.25%	3	0.50 %	453,147.06	0.78 %
	5.50%	7	1.16 %	425,171.63	0.73 %
	Other	20	3.31 %	1,864,229.12	3.21 %

Loans by Interest Rate by Bond Issue:

Bond Issue 2018-2				
	604	**100.00 %**	**58,161,638.89**	**100.00 %**

Bond Issue 2018-3	Rate	Number of Loans	% of Loans Outstanding	Principal Outstanding	% of Principal Outstanding
	4.63%	523	88.95 %	55,731,241.59	87.75 %
	4.13%	23	3.91 %	2,421,452.14	3.81 %
	3.00%	7	1.19 %	1,108,240.71	1.75 %
	3.13%	8	1.36 %	950,421.81	1.50 %
	2.88%	5	0.85 %	579,359.98	0.91 %
	3.75%	4	0.68 %	559,980.10	0.88 %
	4.50%	5	0.85 %	368,188.80	0.58 %
	3.88%	3	0.51 %	365,476.44	0.58 %
	4.00%	2	0.34 %	304,355.96	0.48 %
	3.25%	2	0.34 %	253,121.77	0.40 %
	Other	6	1.02 %	866,641.36	1.36 %
		588	**100.00 %**	**63,508,480.66**	**100.00 %**

Bond Issue 2018-4	Rate	Number of Loans	% of Loans Outstanding	Principal Outstanding	% of Principal Outstanding
	4.88%	457	49.57 %	47,650,974.57	50.44 %
	4.63%	279	30.26 %	30,554,121.25	32.34 %
	3.13%	20	2.17 %	2,740,402.49	2.90 %
	4.38%	20	2.17 %	2,196,713.18	2.33 %
	5.20%	34	3.69 %	2,102,693.97	2.23 %
	5.80%	33	3.58 %	1,771,253.04	1.87 %

Loans by Interest Rate by Bond Issue:

Bond Issue 2018-4	Rate	Number of Loans	% of Loans Outstanding	Principal Outstanding	% of Principal Outstanding
	3.00%	10	1.08 %	1,358,490.08	1.44 %
	3.88%	10	1.08 %	1,320,641.11	1.40 %
	4.13%	13	1.41 %	1,294,213.57	1.37 %
	2.88%	7	0.76 %	1,002,800.91	1.06 %
	Other	39	4.23 %	2,486,088.64	2.63 %
		922	**100.00 %**	**94,478,392.81**	**100.00 %**

Bond Issue 2019-1	Rate	Number of Loans	% of Loans Outstanding	Principal Outstanding	% of Principal Outstanding
	4.88%	411	63.43 %	43,338,354.92	61.77 %
	4.50%	153	23.61 %	16,505,042.17	23.52 %
	3.13%	21	3.24 %	2,677,689.47	3.82 %
	4.38%	21	3.24 %	2,299,085.13	3.28 %
	3.50%	12	1.85 %	1,546,505.29	2.20 %
	4.00%	11	1.70 %	1,308,031.56	1.86 %
	3.00%	5	0.77 %	675,910.23	0.96 %
	2.88%	4	0.62 %	600,722.83	0.86 %
	3.63%	2	0.31 %	187,178.42	0.27 %
	3.88%	1	0.15 %	178,174.25	0.25 %
	Other	7	1.08 %	849,235.81	1.21 %
		648	**100.00 %**	**70,165,930.08**	**100.00 %**

Bond Issue 2019-2	Rate	Number of Loans	% of Loans Outstanding	Principal Outstanding	% of Principal Outstanding
	4.50%	344	41.40 %	37,325,897.73	42.52 %
	3.88%	306	36.82 %	36,385,041.05	41.45 %

Loans by Interest Rate by Bond Issue:

Bond Issue 2019-2	Rate	Number of Loans	% of Loans Outstanding	Principal Outstanding	% of Principal Outstanding
	3.38%	16	1.93 %	2,260,922.26	2.58 %
	5.35%	30	3.61 %	1,949,987.15	2.22 %
	3.00%	12	1.44 %	1,705,508.56	1.94 %
	4.00%	14	1.68 %	1,398,476.58	1.59 %
	3.13%	12	1.44 %	1,323,216.72	1.51 %
	3.50%	7	0.84 %	1,078,944.56	1.23 %
	4.75%	15	1.81 %	960,435.60	1.09 %
	5.20%	9	1.08 %	583,803.51	0.67 %
	Other	66	7.94 %	2,802,227.82	3.19 %
		831	**100.00 %**	**87,774,461.54**	**100.00 %**

Bond Issue 2019-3	Rate	Number of Loans	% of Loans Outstanding	Principal Outstanding	% of Principal Outstanding
	3.88%	354	67.43 %	45,685,356.97	67.23 %
	3.50%	124	23.62 %	16,234,365.92	23.89 %
	3.38%	17	3.24 %	2,188,577.90	3.22 %
	3.13%	12	2.29 %	1,661,331.29	2.44 %
	4.00%	7	1.33 %	887,406.18	1.31 %
	3.00%	8	1.52 %	879,227.91	1.29 %
	3.75%	1	0.19 %	206,960.88	0.30 %
	3.25%	2	0.38 %	205,881.60	0.30 %
		525	**100.00 %**	**67,949,108.65**	**100.00 %**

Bond Issue 2019-4	Rate	Number of Loans	% of Loans Outstanding	Principal Outstanding	% of Principal Outstanding
	3.50%	583	70.16 %	78,783,334.39	79.85 %

Loans by Interest Rate by Bond Issue:

Bond Issue 2019-4	Rate	Number of Loans	% of Loans Outstanding	Principal Outstanding	% of Principal Outstanding
	5.20%	67	8.06 %	3,997,303.58	4.05 %
	4.55%	51	6.14 %	3,170,842.22	3.21 %
	3.75%	18	2.17 %	2,569,157.50	2.60 %
	3.00%	16	1.93 %	2,391,462.00	2.42 %
	4.80%	35	4.21 %	2,232,122.50	2.26 %
	3.13%	10	1.20 %	1,311,994.46	1.33 %
	3.88%	8	0.96 %	1,021,252.14	1.04 %
	2.75%	4	0.48 %	758,575.01	0.77 %
	2.88%	10	1.20 %	741,447.42	0.75 %
	Other	29	3.49 %	1,690,473.54	1.71 %
		831	**100.00 %**	**98,667,964.76**	**100.00 %**

Bond Issue 2020-1	Rate	Number of Loans	% of Loans Outstanding	Principal Outstanding	% of Principal Outstanding
	3.75%	491	68.67 %	67,971,048.58	67.62 %
	4.00%	118	16.50 %	17,278,515.19	17.19 %
	3.50%	79	11.05 %	11,565,250.74	11.50 %
	3.25%	19	2.66 %	2,487,748.61	2.47 %
	3.00%	4	0.56 %	550,252.35	0.55 %
	3.13%	2	0.28 %	371,036.62	0.37 %
	2.88%	1	0.14 %	189,381.98	0.19 %
	3.63%	1	0.14 %	113,151.44	0.11 %
		715	**100.00 %**	**100,526,385.51**	**100.00 %**

Loans by Interest Rate by Bond Issue:

Bond Issue 2020-2	Rate	Number of Loans	% of Loans Outstanding	Principal Outstanding	% of Principal Outstanding
	4.55%	245	17.59 %	15,755,413.18	32.86 %
	4.85%	65	4.67 %	4,313,342.37	9.00 %
	0.00%	140	10.05 %	3,762,531.15	7.85 %
	5.35%	57	4.09 %	3,614,951.99	7.54 %
	6.25%	133	9.55 %	2,355,192.52	4.91 %
	5.90%	94	6.75 %	2,110,327.74	4.40 %
	6.00%	80	5.74 %	1,905,138.22	3.97 %
	2.88%	26	1.87 %	1,660,568.22	3.46 %
	3.95%	21	1.51 %	1,151,005.15	2.40 %
	4.25%	13	0.93 %	800,367.14	1.67 %
	Other	519	37.26 %	10,522,862.53	21.94 %
		1,393	**100.00 %**	**47,951,700.21**	**100.00 %**

Bond Issue 2020-3	Rate	Number of Loans	% of Loans Outstanding	Principal Outstanding	% of Principal Outstanding
	4.00%	331	69.98 %	49,360,870.62	69.24 %
	3.50%	99	20.93 %	14,756,648.66	20.70 %
	3.75%	25	5.29 %	4,497,657.40	6.31 %
	3.00%	14	2.96 %	2,046,798.00	2.87 %
	3.13%	3	0.63 %	462,724.11	0.65 %
	2.88%	1	0.21 %	167,135.53	0.23 %
		473	**100.00 %**	**71,291,834.32**	**100.00 %**

Bond Issue 2020-4	Rate	Number of Loans	% of Loans Outstanding	Principal Outstanding	% of Principal Outstanding
	2.75%	388	61.88 %	57,244,259.89	62.27 %

Loans by Interest Rate by Bond Issue:

Bond Issue 2020-4	Rate	Number of Loans	% of Loans Outstanding	Principal Outstanding	% of Principal Outstanding
	3.00%	139	22.17 %	20,079,904.24	21.84 %
	3.50%	68	10.85 %	9,016,267.16	9.81 %
	4.00%	15	2.39 %	2,735,028.64	2.98 %
	2.25%	10	1.59 %	1,711,292.37	1.86 %
	3.75%	2	0.32 %	425,911.57	0.46 %
	2.50%	3	0.48 %	390,109.54	0.42 %
	3.25%	2	0.32 %	321,913.91	0.35 %
		627	**100.00 %**	**91,924,687.32**	**100.00 %**

Bond Issue 2021-1	Rate	Number of Loans	% of Loans Outstanding	Principal Outstanding	% of Principal Outstanding
	3.00%	370	59.20 %	58,546,946.68	58.66 %
	2.75%	233	37.28 %	37,343,110.99	37.42 %
	2.50%	14	2.24 %	2,304,935.49	2.31 %
	2.25%	5	0.80 %	1,040,130.90	1.04 %
	3.25%	3	0.48 %	564,909.62	0.57 %
		625	**100.00 %**	**99,800,033.68**	**100.00 %**

Bond Issue 2021-2	Rate	Number of Loans	% of Loans Outstanding	Principal Outstanding	% of Principal Outstanding
	3.00%	401	90.93 %	67,870,144.06	89.86 %
	2.50%	20	4.54 %	3,750,728.38	4.97 %
	2.75%	12	2.72 %	2,308,040.86	3.06 %
	5.25%	3	0.68 %	537,063.06	0.71 %
	3.25%	2	0.45 %	527,061.97	0.70 %
	4.75%	2	0.45 %	332,899.57	0.44 %

Loans by Interest Rate by Bond Issue:

Bond Issue 2021-2	Rate	Number of Loans	% of Loans Outstanding	Principal Outstanding	% of Principal Outstanding
	5.38%	1	0.23 %	204,752.35	0.27 %
		441	**100.00 %**	**75,530,690.25**	**100.00 %**

Bond Issue 2021-3	Rate	Number of Loans	% of Loans Outstanding	Principal Outstanding	% of Principal Outstanding
	4.20%	218	29.99 %	16,055,453.77	28.14 %
	2.75%	73	10.04 %	12,730,143.02	22.31 %
	3.00%	53	7.29 %	8,619,412.53	15.10 %
	4.55%	67	9.22 %	4,497,742.75	7.88 %
	3.60%	29	3.99 %	1,835,465.01	3.22 %
	5.25%	58	7.98 %	1,734,075.28	3.04 %
	4.65%	50	6.88 %	1,575,810.10	2.76 %
	2.50%	7	0.96 %	1,273,860.79	2.23 %
	6.25%	41	5.64 %	1,261,617.25	2.21 %
	5.65%	27	3.71 %	971,264.85	1.70 %
	Other	104	14.31 %	6,509,728.59	11.41 %
		727	**100.00 %**	**57,064,573.94**	**100.00 %**

Loans by Interest Rate by Bond Issue:

Bond Issue 2022-1	Rate	Number of Loans	% of Loans Outstanding	Principal Outstanding	% of Principal Outstanding
	2.75%	258	30.90 %	50,667,175.54	31.36 %
	3.00%	86	10.30 %	16,368,891.25	10.13 %
	4.50%	63	7.54 %	11,773,418.87	7.29 %
	5.50%	49	5.87 %	10,040,401.65	6.21 %
	3.50%	44	5.27 %	8,507,575.08	5.27 %
	3.25%	39	4.67 %	7,805,703.66	4.83 %
	3.75%	40	4.79 %	7,793,681.31	4.82 %
	4.00%	41	4.91 %	7,756,187.31	4.80 %
	4.75%	41	4.91 %	7,625,283.87	4.72 %
	5.25%	42	5.03 %	7,367,555.75	4.56 %
	Other	132	15.81 %	25,866,559.75	16.01 %
		835	**100.00 %**	**161,572,434.04**	**100.00 %**

Bond Issue 2022-2	Rate	Number of Loans	% of Loans Outstanding	Principal Outstanding	% of Principal Outstanding
	5.50%	141	25.09 %	26,291,917.63	24.13 %
	5.75%	115	20.46 %	22,509,190.50	20.66 %
	5.25%	88	15.66 %	17,204,960.49	15.79 %
	5.63%	49	8.72 %	9,123,765.07	8.37 %
	5.38%	45	8.01 %	8,478,393.54	7.78 %
	6.13%	25	4.45 %	4,136,742.70	3.80 %
	6.00%	16	2.85 %	3,101,841.46	2.85 %
	4.75%	11	1.96 %	2,877,995.94	2.64 %
	6.25%	13	2.31 %	2,743,360.30	2.52 %
	6.63%	11	1.96 %	2,163,207.64	1.99 %
	Other	48	8.54 %	10,334,043.16	9.48 %

Loans by Interest Rate by Bond Issue:

Bond Issue 2022-2				
	562	**100.00 %**	**108,965,418.43**	**100.00 %**

Bond Issue 2022-3	**Rate**	**Number of Loans**	**% of Loans Outstanding**	**Principal Outstanding**	**% of Principal Outstanding**
	6.25%	125	24.04 %	24,551,058.03	24.16 %
	6.00%	104	20.00 %	19,906,808.92	19.59 %
	6.75%	76	14.62 %	14,014,222.09	13.79 %
	5.88%	62	11.92 %	12,908,162.26	12.70 %
	6.38%	65	12.50 %	12,332,992.14	12.14 %
	6.63%	19	3.65 %	3,501,576.21	3.45 %
	5.75%	14	2.69 %	2,917,683.18	2.87 %
	6.13%	12	2.31 %	2,410,149.34	2.37 %
	5.50%	9	1.73 %	2,201,009.25	2.17 %
	5.38%	5	0.96 %	1,307,175.98	1.29 %
	Other	29	5.58 %	5,576,772.36	5.49 %
		520	**100.00 %**	**101,627,609.76**	**100.00 %**

Bond Issue 2023-1	**Rate**	**Number of Loans**	**% of Loans Outstanding**	**Principal Outstanding**	**% of Principal Outstanding**
	5.50%	232	58.29 %	49,294,203.10	57.83 %
	5.88%	92	23.12 %	19,289,511.95	22.63 %
	5.00%	38	9.55 %	9,050,523.78	10.62 %
	5.63%	16	4.02 %	3,397,151.46	3.99 %
	5.38%	9	2.26 %	1,896,234.78	2.22 %
	6.00%	5	1.26 %	962,687.55	1.13 %

Loans by Interest Rate by Bond Issue:

Bond Issue 2023-1	Rate	Number of Loans	% of Loans Outstanding	Principal Outstanding	% of Principal Outstanding
	2.50%	2	0.50 %	435,244.59	0.51 %
	5.75%	1	0.25 %	280,435.16	0.33 %
	5.13%	1	0.25 %	243,869.27	0.29 %
	6.38%	1	0.25 %	218,954.83	0.26 %
	Other	1	0.25 %	170,471.12	0.20 %
		398	**100.00 %**	**85,239,287.59**	**100.00 %**

Bond Issue 2023-2	Rate	Number of Loans	% of Loans Outstanding	Principal Outstanding	% of Principal Outstanding
	5.50%	212	42.06 %	45,135,665.54	41.81 %
	6.00%	117	23.21 %	24,741,823.91	22.92 %
	5.88%	96	19.05 %	19,873,961.98	18.41 %
	5.75%	27	5.36 %	6,053,760.91	5.61 %
	5.00%	26	5.16 %	6,011,678.28	5.57 %
	5.38%	14	2.78 %	3,414,698.51	3.16 %
	5.25%	5	0.99 %	1,219,712.14	1.13 %
	6.50%	2	0.40 %	410,804.49	0.38 %
	6.63%	2	0.40 %	369,992.34	0.34 %
	6.25%	1	0.20 %	257,228.59	0.24 %
	Other	2	0.40 %	459,553.24	0.43 %
		504	**100.00 %**	**107,948,879.93**	**100.00 %**

Bond Issue 2023-2 Taxable	Rate	Number of Loans	% of Loans Outstanding	Principal Outstanding	% of Principal Outstanding
	5.88%	178	75.42 %	38,002,694.77	73.74 %
	5.38%	41	17.37 %	9,946,903.29	19.30 %

Loans by Interest Rate by Bond Issue:

Bond Issue 2023-2 Taxable	Rate	Number of Loans	% of Loans Outstanding	Principal Outstanding	% of Principal Outstanding
	6.00%	10	4.24 %	1,868,192.52	3.63 %
	2.50%	2	0.85 %	627,391.56	1.22 %
	5.50%	2	0.85 %	393,825.40	0.76 %
	6.38%	1	0.42 %	297,849.56	0.58 %
	6.13%	1	0.42 %	203,276.94	0.39 %
	4.88%	1	0.42 %	195,062.92	0.38 %
		236	**100.00 %**	**51,535,196.96**	**100.00 %**

Bond Issue 2023-3	Rate	Number of Loans	% of Loans Outstanding	Principal Outstanding	% of Principal Outstanding
	5.88%	248	24.08 %	56,923,010.45	24.50 %
	6.75%	171	16.60 %	38,686,112.98	16.65 %
	6.38%	143	13.88 %	30,452,626.97	13.11 %
	6.13%	58	5.63 %	13,463,523.98	5.80 %
	6.50%	60	5.83 %	13,457,203.38	5.79 %
	5.38%	49	4.76 %	12,858,702.62	5.54 %
	7.00%	55	5.34 %	12,614,463.80	5.43 %
	7.38%	41	3.98 %	8,394,268.66	3.61 %
	6.25%	33	3.20 %	8,092,460.73	3.48 %
	7.25%	29	2.82 %	5,851,592.94	2.52 %
	Other	143	13.88 %	31,500,755.12	13.56 %
		1,030	**100.00 %**	**232,294,721.63**	**100.00 %**

Bond Issue 2023-3 Taxable	Rate	Number of Loans	% of Loans Outstanding	Principal Outstanding	% of Principal Outstanding
	6.38%	65	50.00 %	13,876,666.83	49.04 %

Loans by Interest Rate by Bond Issue:

Bond Issue 2023-3 Taxable	Rate	Number of Loans	% of Loans Outstanding	Principal Outstanding	% of Principal Outstanding
	6.75%	16	12.31 %	3,687,722.67	13.03 %
	5.88%	13	10.00 %	3,363,179.00	11.89 %
	6.88%	8	6.15 %	1,726,147.23	6.10 %
	6.50%	7	5.38 %	1,519,135.20	5.37 %
	6.63%	5	3.85 %	1,036,668.74	3.66 %
	7.13%	3	2.31 %	559,552.80	1.98 %
	6.25%	3	2.31 %	552,782.67	1.95 %
	6.00%	2	1.54 %	471,660.67	1.67 %
	7.25%	2	1.54 %	411,461.57	1.45 %
	Other	6	4.62 %	1,090,072.86	3.85 %
		130	**100.00 %**	**28,295,050.24**	**100.00 %**

Bond Issue 2024-1	Rate	Number of Loans	% of Loans Outstanding	Principal Outstanding	% of Principal Outstanding
	6.75%	82	25.63 %	17,566,054.75	25.29 %
	6.50%	66	20.63 %	14,322,225.13	20.62 %
	6.88%	44	13.75 %	9,112,859.93	13.12 %
	6.38%	39	12.19 %	8,540,344.15	12.30 %
	6.63%	30	9.38 %	6,603,125.66	9.51 %
	6.25%	22	6.88 %	5,383,883.79	7.75 %
	6.00%	11	3.44 %	2,958,142.63	4.26 %
	5.88%	7	2.19 %	1,393,036.44	2.01 %
	7.13%	6	1.88 %	1,123,927.76	1.62 %
	6.13%	3	0.94 %	595,040.55	0.86 %
	Other	10	3.13 %	1,862,079.79	2.68 %
		320	**100.00 %**	**69,460,720.58**	**100.00 %**

Loans by Interest Rate by Bond Issue:

Bond Issue 2024-1

Bond Issue 2024-1 2nd Mtg 30 Yr Forgivable	Rate	Number of Loans	% of Loans Outstanding	Principal Outstanding	% of Principal Outstanding
	0.00%	405	100.00 %	2,415,395.73	100.00 %
		405	**100.00 %**	**2,415,395.73**	**100.00 %**

Bond Issue 2024-1 2nd Mtg Monthly Repay	Rate	Number of Loans	% of Loans Outstanding	Principal Outstanding	% of Principal Outstanding
	6.50%	193	33.33 %	2,258,779.35	33.51 %
	6.75%	145	25.04 %	1,664,118.79	24.69 %
	6.88%	65	11.23 %	735,895.65	10.92 %
	6.38%	52	8.98 %	658,514.82	9.77 %
	6.63%	44	7.60 %	487,392.64	7.23 %
	7.13%	27	4.66 %	310,747.00	4.61 %
	6.25%	20	3.45 %	232,884.44	3.46 %
	7.00%	14	2.42 %	166,677.61	2.47 %
	6.00%	9	1.55 %	105,274.01	1.56 %
	5.88%	6	1.04 %	63,189.55	0.94 %
	Other	4	0.69 %	56,801.29	0.84 %
		579	**100.00 %**	**6,740,275.15**	**100.00 %**

Loans by Interest Rate by Bond Issue:

Bond Issue 2024-1 New Start	Rate	Number of Loans	% of Loans Outstanding	Principal Outstanding	% of Principal Outstanding
	0.00%	38	97.44 %	6,946,077.85	97.65 %
	3.25%	1	2.56 %	166,979.35	2.35 %
		39	**100.00 %**	**7,113,057.20**	**100.00 %**

Bond Issue 2024-1 Taxable	Rate	Number of Loans	% of Loans Outstanding	Principal Outstanding	% of Principal Outstanding
	6.75%	63	20.39 %	13,489,305.69	20.51 %
	6.50%	65	21.04 %	12,994,693.94	19.76 %
	6.00%	32	10.36 %	7,457,141.73	11.34 %
	6.25%	26	8.41 %	6,284,443.05	9.56 %
	6.88%	29	9.39 %	5,686,946.46	8.65 %
	6.38%	22	7.12 %	4,509,322.11	6.86 %
	7.13%	18	5.83 %	4,023,390.88	6.12 %
	6.63%	15	4.85 %	3,155,928.66	4.80 %
	7.00%	12	3.88 %	2,769,461.27	4.21 %
	5.88%	6	1.94 %	1,275,073.68	1.94 %
	Other	21	6.80 %	4,121,787.04	6.27 %
		309	**100.00 %**	**65,767,494.51**	**100.00 %**

Bond Issue 2024-2	Rate	Number of Loans	% of Loans Outstanding	Principal Outstanding	% of Principal Outstanding
	6.25%	42	26.09 %	8,550,227.32	26.09 %
	6.38%	29	18.01 %	5,989,979.40	18.28 %
	6.50%	31	19.25 %	5,733,032.45	17.49 %
	6.00%	17	10.56 %	3,910,990.56	11.93 %
	5.75%	18	11.18 %	3,678,090.84	11.22 %

Loans by Interest Rate by Bond Issue:

Bond Issue 2024-2	Rate	Number of Loans	% of Loans Outstanding	Principal Outstanding	% of Principal Outstanding
	5.88%	9	5.59 %	2,261,582.21	6.90 %
	6.13%	5	3.11 %	1,153,765.14	3.52 %
	6.63%	3	1.86 %	427,142.69	1.30 %
	6.22%	2	1.24 %	332,768.57	1.02 %
	5.63%	1	0.62 %	230,446.80	0.70 %
	Other	4	2.48 %	505,627.05	1.54 %
		161	**100.00 %**	**32,773,653.03**	**100.00 %**

Bond Issue 2024-2 2nd Mtg 30 yr Forgivable	Rate	Number of Loans	% of Loans Outstanding	Principal Outstanding	% of Principal Outstanding
	0.00%	361	100.00 %	2,141,259.33	100.00 %
		361	**100.00 %**	**2,141,259.33**	**100.00 %**

Bond Issue 2024-2 2nd Mtg Monthly Repay	Rate	Number of Loans	% of Loans Outstanding	Principal Outstanding	% of Principal Outstanding
	6.25%	174	31.29 %	2,051,504.13	31.38 %
	6.50%	129	23.20 %	1,474,950.41	22.56 %
	6.63%	117	21.04 %	1,390,253.75	21.26 %
	6.38%	92	16.55 %	1,093,400.41	16.72 %
	6.13%	18	3.24 %	215,650.56	3.30 %
	6.00%	12	2.16 %	141,179.40	2.16 %
	5.75%	9	1.62 %	105,108.49	1.61 %
	5.88%	5	0.90 %	65,875.32	1.01 %
		556	**100.00 %**	**6,537,922.47**	**100.00 %**

Loans by Interest Rate by Bond Issue:

Bond Issue 2024-2 Taxable	Rate	Number of Loans	% of Loans Outstanding	Principal Outstanding	% of Principal Outstanding
	6.63%	106	28.73 %	25,078,083.55	29.93 %
	6.50%	81	21.95 %	17,396,488.27	20.76 %
	6.25%	55	14.91 %	11,426,410.54	13.64 %
	6.13%	41	11.11 %	10,194,278.24	12.17 %
	6.38%	31	8.40 %	6,737,462.44	8.04 %
	6.00%	25	6.78 %	5,630,288.80	6.72 %
	5.75%	12	3.25 %	3,282,201.20	3.92 %
	5.88%	12	3.25 %	2,994,856.26	3.57 %
	6.01%	2	0.54 %	399,410.96	0.48 %
	6.22%	1	0.27 %	227,077.54	0.27 %
	Other	3	0.81 %	413,108.31	0.49 %
		369	**100.00 %**	**83,779,666.11**	**100.00 %**

Bond Issue 2024-3 2nd Mtg 30 Yr Forgivable	Rate	Number of Loans	% of Loans Outstanding	Principal Outstanding	% of Principal Outstanding
	0.00%	19	100.00 %	112,688.00	100.00 %
		19	**100.00 %**	**112,688.00**	**100.00 %**

Bond Issue 2024-3 2nd Mtg Monthly Repay	Rate	Number of Loans	% of Loans Outstanding	Principal Outstanding	% of Principal Outstanding
	6.50%	19	82.61 %	234,527.52	82.50 %
	6.63%	1	4.35 %	14,272.55	5.02 %
	6.00%	1	4.35 %	13,974.31	4.92 %
	5.88%	1	4.35 %	12,779.97	4.50 %
	6.38%	1	4.35 %	8,707.94	3.06 %
		23	**100.00 %**	**284,262.29**	**100.00 %**

Loans by Interest Rate by Bond Issue:

Bond Issue 2024-3 2nd Mtg Monthly Repay

Bond Issue 2024-3 Taxable	Rate	Number of Loans	% of Loans Outstanding	Principal Outstanding	% of Principal Outstanding
	6.50%	29	69.05 %	6,757,226.30	69.93 %
	6.00%	4	9.52 %	1,047,783.40	10.84 %
	6.63%	5	11.90 %	1,001,394.08	10.36 %
	6.38%	3	7.14 %	606,098.09	6.27 %
	5.88%	1	2.38 %	250,969.02	2.60 %
		42	**100.00 %**	**9,663,470.89**	**100.00 %**

Bond Issue 2025-1	Rate	Number of Loans	% of Loans Outstanding	Principal Outstanding	% of Principal Outstanding
	6.63%	192	28.15 %	42,827,390.26	27.51 %
	6.75%	125	18.33 %	27,455,948.66	17.64 %
	6.50%	123	18.04 %	26,377,718.50	16.95 %
	6.38%	111	16.28 %	26,213,018.66	16.84 %
	6.13%	44	6.45 %	11,018,097.86	7.08 %
	6.25%	35	5.13 %	8,779,390.76	5.64 %
	5.88%	28	4.11 %	6,796,979.61	4.37 %
	6.00%	21	3.08 %	5,467,830.18	3.51 %
	5.63%	2	0.29 %	491,795.00	0.32 %
	5.75%	1	0.15 %	233,138.87	0.15 %
		682	**100.00 %**	**155,661,308.36**	**100.00 %**

Loans by Interest Rate by Bond Issue:

Bond Issue 2025-1

Bond Issue 2025-1 2nd Mtg 30 Yr Forgivable	Rate	Number of Loans	% of Loans Outstanding	Principal Outstanding	% of Principal Outstanding
	0.00%	382	100.00 %	2,281,451.59	100.00 %
		382	**100.00 %**	**2,281,451.59**	**100.00 %**

Bond Issue 2025-1 2nd Mtg Monthly Repay	Rate	Number of Loans	% of Loans Outstanding	Principal Outstanding	% of Principal Outstanding
	6.63%	134	24.59 %	1,563,843.30	24.04 %
	6.38%	115	21.10 %	1,379,104.00	21.20 %
	6.50%	111	20.37 %	1,334,799.54	20.52 %
	6.75%	75	13.76 %	898,114.19	13.80 %
	6.25%	66	12.11 %	814,348.43	12.52 %
	6.13%	18	3.30 %	220,961.08	3.40 %
	6.00%	10	1.83 %	122,897.90	1.89 %
	5.88%	9	1.65 %	107,100.75	1.65 %
	5.75%	3	0.55 %	37,643.29	0.58 %
	0.00%	3	0.55 %	18,000.00	0.28 %
	Other	1	0.18 %	8,945.00	0.14 %
		545	**100.00 %**	**6,505,757.48**	**100.00 %**

Loans by Interest Rate by Bond Issue:

Bond Issue 2025-1 New Start	Rate	Number of Loans	% of Loans Outstanding	Principal Outstanding	% of Principal Outstanding
	0.00%	26	100.00 %	4,915,668.64	100.00 %
		26	**100.00 %**	**4,915,668.64**	**100.00 %**

Bond Issue 2025-1 Taxable	Rate	Number of Loans	% of Loans Outstanding	Principal Outstanding	% of Principal Outstanding
	6.25%	80	44.94 %	18,252,777.67	43.89 %
	6.38%	42	23.60 %	9,464,449.73	22.76 %
	6.50%	34	19.10 %	8,327,098.80	20.02 %
	6.00%	9	5.06 %	2,611,459.89	6.28 %
	6.63%	7	3.93 %	1,334,776.03	3.21 %
	5.75%	4	2.25 %	1,101,099.26	2.65 %
	5.88%	2	1.12 %	493,579.21	1.19 %
		178	**100.00 %**	**41,585,240.59**	**100.00 %**

Bond Issue 2025-2	Rate	Number of Loans	% of Loans Outstanding	Principal Outstanding	% of Principal Outstanding
	6.25%	182	41.46 %	42,429,518.35	40.78 %
	6.00%	97	22.10 %	22,846,812.72	21.96 %
	6.13%	73	16.63 %	17,626,332.97	16.94 %
	6.38%	32	7.29 %	7,378,424.58	7.09 %
	5.75%	27	6.15 %	6,748,250.02	6.49 %
	5.50%	17	3.87 %	4,521,449.04	4.35 %
	5.63%	6	1.37 %	1,360,570.98	1.31 %

Loans by Interest Rate by Bond Issue:

Bond Issue 2025-2	Rate	Number of Loans	% of Loans Outstanding	Principal Outstanding	% of Principal Outstanding
	5.88%	4	0.91 %	914,469.76	0.88 %
	6.50%	1	0.23 %	213,832.54	0.21 %
		439	**100.00 %**	**104,039,660.96**	**100.00 %**

Bond Issue 2025-2 2nd Mtg 30 Yr Forgivable	Rate	Number of Loans	% of Loans Outstanding	Principal Outstanding	% of Principal Outstanding
	0.00%	204	100.00 %	1,211,150.61	100.00 %
		204	**100.00 %**	**1,211,150.61**	**100.00 %**

Bond Issue 2025-2 2nd Mtg Monthly Repay	Rate	Number of Loans	% of Loans Outstanding	Principal Outstanding	% of Principal Outstanding
	6.13%	131	34.20 %	1,578,082.55	34.37 %
	6.25%	118	30.81 %	1,428,833.79	31.12 %
	6.00%	67	17.49 %	801,908.83	17.47 %
	6.38%	28	7.31 %	331,161.39	7.21 %
	5.75%	14	3.66 %	159,614.78	3.48 %
	5.63%	11	2.87 %	131,210.51	2.86 %
	5.50%	8	2.09 %	94,827.53	2.07 %
	5.88%	4	1.04 %	48,267.03	1.05 %
	6.50%	1	0.26 %	11,060.86	0.24 %
	0.00%	1	0.26 %	6,000.00	0.13 %
		383	**100.00 %**	**4,590,967.27**	**100.00 %**

Loans by Interest Rate by Bond Issue:

Bond Issue 2025-2 New Start	Rate	Number of Loans	% of Loans Outstanding	Principal Outstanding	% of Principal Outstanding
	0.00%	16	100.00 %	2,974,460.18	100.00 %
		16	**100.00 %**	**2,974,460.18**	**100.00 %**

Bond Issue 2025-2 Taxable	Rate	Number of Loans	% of Loans Outstanding	Principal Outstanding	% of Principal Outstanding
	6.13%	112	71.34 %	26,813,036.23	71.95 %
	5.63%	19	12.10 %	4,624,122.39	12.41 %
	6.38%	12	7.64 %	2,699,191.29	7.24 %
	6.00%	10	6.37 %	2,216,548.43	5.95 %
	5.88%	2	1.27 %	461,719.54	1.24 %
	5.75%	1	0.64 %	332,425.58	0.89 %
	6.25%	1	0.64 %	120,025.57	0.32 %
		157	**100.00 %**	**37,267,069.03**	**100.00 %**

Bond Issue 2026-1	Rate	Number of Loans	% of Loans Outstanding	Principal Outstanding	% of Principal Outstanding
	6.13%	245	71.22 %	60,880,328.22	70.63 %
	5.63%	59	17.15 %	16,691,428.92	19.37 %
	6.25%	18	5.23 %	4,167,790.04	4.84 %
	6.38%	10	2.91 %	2,095,954.87	2.43 %
	5.75%	5	1.45 %	1,288,719.76	1.50 %
	6.00%	7	2.03 %	1,067,218.99	1.24 %
		344	**100.00 %**	**86,191,440.80**	**100.00 %**

Loans by Interest Rate by Bond Issue:

Bond Issue 2026-1

Bond Issue 2026-1 2nd Mtg 30 Yr Forgivable	Rate	Number of Loans	% of Loans Outstanding	Principal Outstanding	% of Principal Outstanding
	0.00%	145	100.00 %	941,013.47	100.00 %
		145	**100.00 %**	**941,013.47**	**100.00 %**

Bond Issue 2026-1 2nd Mtg Monthly Repay	Rate	Number of Loans	% of Loans Outstanding	Principal Outstanding	% of Principal Outstanding
	6.13%	158	83.16 %	1,965,989.32	83.77 %
	5.63%	24	12.63 %	289,668.17	12.34 %
	6.38%	5	2.63 %	58,585.26	2.50 %
	6.00%	2	1.05 %	18,317.09	0.78 %
	6.25%	1	0.53 %	14,352.35	0.61 %
		190	**100.00 %**	**2,346,912.19**	**100.00 %**

Bond Issue 2026-2	Rate	Number of Loans	% of Loans Outstanding	Principal Outstanding	% of Principal Outstanding
	6.13%	90	42.25 %	22,696,812.05	43.47 %
	5.63%	35	16.43 %	10,017,477.88	19.18 %
	6.25%	39	18.31 %	8,250,690.61	15.80 %
	6.38%	36	16.90 %	8,234,674.20	15.77 %
	5.75%	13	6.10 %	3,017,647.36	5.78 %
		213	**100.00 %**	**52,217,302.10**	**100.00 %**

Loans by Interest Rate by Bond Issue:

Bond Issue 2026-2

Bond Issue 2026-2 2nd Mtg 30 Yr Forgivable	Rate	Number of Loans	% of Loans Outstanding	Principal Outstanding	% of Principal Outstanding
	0.00%	129	100.00 %	1,103,709.07	100.00 %
		129	**100.00 %**	**1,103,709.07**	**100.00 %**

Bond Issue 2026-2 2nd Mtg Monthly Repay	Rate	Number of Loans	% of Loans Outstanding	Principal Outstanding	% of Principal Outstanding
	6.13%	60	81.08 %	769,598.79	81.79 %
	5.63%	12	16.22 %	159,083.56	16.91 %
	0.00%	2	2.70 %	12,216.60	1.30 %
		74	**100.00 %**	**940,898.95**	**100.00 %**

Loans Portfolio Characteristics as a % of Loans Outstanding: Interest Rate

Interest Rate	Number of Loans	% of Loans Outstanding	Principal Outstanding	% of Principal Outstanding
4.63%	2,378	8.61 %	235,603,664.27	7.33 %
3.00%	1,199	4.34 %	187,685,215.57	5.84 %
6.13%	1,102	3.99 %	177,240,485.10	5.51 %
5.88%	838	3.03 %	170,088,189.23	5.29 %
2.75%	984	3.56 %	162,580,810.88	5.05 %
6.25%	1,242	4.50 %	158,564,244.07	4.93 %
3.50%	1,053	3.81 %	145,198,335.61	4.51 %
6.38%	945	3.42 %	144,204,267.18	4.48 %
5.50%	778	2.82 %	143,951,089.32	4.48 %
6.75%	818	2.96 %	118,904,287.06	3.70 %
Other	16,287	58.96 %	1,572,321,509.65	48.89 %
	27,624	**100.00 %**	**3,216,342,097.94**	**100.00 %**

Loans Portfolio Characteristics as a % of Loans Outstanding: Servicer

Servicer	Number of Loans	% of Loans Outstanding	Principal Outstanding	% of Principal Outstanding
VOLUNTEER MORTGAGE LOAN SERVICING	27,624	100.00 %	3,216,342,097.94	100.00 %
	27,624	**100.00 %**	**3,216,342,097.94**	**100.00 %**

Loans Portfolio Characteristics as a % of Loans Outstanding: Amortization Type

Amortization Type	Number of Loans	% of Loans Outstanding	Principal Outstanding	% of Principal Outstanding
Fixed Rate Mortgage	25,635	92.80 %	3,184,665,653.56	99.02 %
Principal Only Due	336	1.22 %	21,336,111.91	0.66 %
No Payment Due	1,653	5.98 %	10,340,332.47	0.32 %
	27,624	**100.00 %**	**3,216,342,097.94**	**100.00 %**

Loans Portfolio Characteristics as a % of Loans Outstanding: Type of Housing

Type of Housing	Number of Loans	% of Loans Outstanding	Principal Outstanding	% of Principal Outstanding
Single Family	20,016	72.46 %	2,334,101,666.52	72.57 %
Other	5,864	21.23 %	677,549,667.40	21.07 %
Manufactured Home	1,225	4.43 %	130,907,227.14	4.07 %
Condominium	466	1.69 %	66,366,646.09	2.06 %
2 to 4 Family	53	0.19 %	7,416,890.79	0.23 %
	27,624	**100.00 %**	**3,216,342,097.94**	**100.00 %**

Loans Portfolio Characteristics as a % of Loans Outstanding: Loan Type

Loan Type	Number of Loans	% of Loans Outstanding	Principal Outstanding	% of Principal Outstanding
FHA	19,954	72.23 %	2,696,730,218.85	83.84 %
USDA	1,620	5.86 %	203,509,410.40	6.33 %
VA	980	3.55 %	201,959,173.28	6.28 %
Conventional	5,070	18.35 %	114,143,295.41	3.55 %
	27,624	**100.00 %**	**3,216,342,097.94**	**100.00 %**

Loans Portfolio Characteristics as a % of Loans Outstanding: New / Existing Housing

New / Existing Housing	Number of Loans	% of Loans Outstanding	Principal Outstanding	% of Principal Outstanding
Existing	21,965	79.51 %	2,464,767,678.69	76.63 %
ExistingConstruction	2,821	10.21 %	348,990,047.38	10.85 %
New	2,373	8.59 %	321,442,816.77	9.99 %
NewConstruction	278	1.01 %	43,035,448.73	1.34 %
Proposed	183	0.66 %	37,644,492.97	1.17 %
Other	4	0.01 %	461,613.40	0.01 %
	27,624	**100.00 %**	**3,216,342,097.94**	**100.00 %**

Program Security Information

CUSIP	Pool	Bond Issue	Current Rate	Original Principal	Current Principal	% Original Principal Outstanding
GNMA						
36179XTD8	CR3580	2022-3	5.500	2,124,776.00	1,194,621.39	56.22%
36179XVT0	CR3581	2022-3	5.500	2,499,650.00	1,421,341.50	56.86%
36179XX68	CR3582	2022-3	5.500	5,562,519.00	3,290,555.62	59.16%
36179X2L9	CR3583	2022-3	5.500	3,478,586.00	2,173,012.66	62.47%
		2022-3 Total		**13,665,531.00**	**8,079,531.17**	
36179X5G7	CR3584	2023-1	5.000	8,621,141.00	6,387,661.18	74.09%
36179YAR5	CR3585	2023-1	5.000	4,875,435.00	3,654,326.98	74.95%
		2023-1 Total		**13,496,576.00**	**10,041,988.16**	
36179YDK7	CR3586	2023-2	5.500	7,057,841.00	4,445,892.44	62.99%
36179YFL3	CR3587	2023-2	5.500	5,798,114.00	2,877,002.66	49.62%
36179YFL3	CR3588	2023-2	5.500	4,681,692.00	3,563,567.43	76.12%
		2023-2 Total		**17,537,647.00**	**10,886,462.53**	
36179YKS2	CR3589	2023-3	5.500	8,237,194.00	5,525,870.10	67.08%
36179YKT0	CR3590	2023-3	6.000	8,119,394.00	3,916,242.96	48.23%
36179YMM3	CR3591	2023-3	6.500	9,688,501.00	2,798,492.08	28.88%
36179YPJ7	CR3592	2023-3	6.500	2,956,751.00	878,894.36	29.73%
36179YPK4	CR3593	2023-3	7.000	2,698,418.00	599,689.97	22.22%
36179YRJ5	CR3594	2023-3	6.000	1,496,685.00	650,407.57	43.46%
36179YRK2	CR3595	2023-3	6.500	3,469,370.00	1,085,015.56	31.27%
36179YS70	CR3596	2023-3	6.000	2,579,036.00	1,115,056.71	43.24%
		2023-3 Total		**39,245,349.00**	**16,569,669.31**	
36179YU77	CR3597	2024-1	6.000	8,561,042.00	3,840,301.44	44.86%
36179YW67	CR3598	2024-1	6.000	8,198,544.00	4,428,506.68	54.02%
36179YW75	CR3599	2024-1	6.500	1,032,079.00	357,699.15	34.66%

*** *Please refer to Disclaimer on Page 7-001*

Program Security Information

CUSIP	Pool	Bond Issue	Current Rate	Original Principal	Current Principal	% Original Principal Outstanding
3618AH7M3	CR3600	2024-1	6.000	6,304,739.00	4,391,914.84	69.66%
3618AJAA1	CR3601	2024-1	6.500	10,060,169.00	8,728,509.87	86.76%
3618AJAB9	CR3602	2024-1	6.000	7,595,185.00	6,521,334.45	85.86%
3618AJAC7	CR3603	2024-1	6.000	14,641,225.00	12,021,786.73	82.11%
3618AJAD5	CR3604	2024-1	6.500	1,592,230.00	1,382,142.61	86.81%
3618AJAE3	CR3605	2024-1	6.000	31,799,709.00	27,693,935.04	87.09%
3618AJAF0	CR3606	2024-1	6.000	5,820,680.00	5,156,809.14	88.59%
3618AJAH6	CR3608	2024-1	6.000	7,507,672.00	6,154,014.95	81.97%
		2024-1 Total		**103,113,274.00**	**80,676,954.90**	
3618AJAG8	CR3607	2024-2	6.000	9,956,396.00	9,724,387.48	97.67%
3618AJAJ2	CR3609	2024-2	6.000	29,185,812.00	26,879,078.66	92.10%
3618AJAK9	CR3610	2024-2	6.000	5,479,706.00	5,187,742.28	94.67%
3618AJAL7	CR3611	2024-2	6.000	13,116,604.00	12,153,320.46	92.66%
3618AJAM5	CR3612	2024-2	6.000	1,800,894.00	1,765,395.78	98.03%
3618AJAN3	CR3613	2024-2	6.000	10,770,059.00	10,212,557.66	94.82%
3618AJAP8	CR3614	2024-2	6.000	14,457,580.00	13,416,757.98	92.80%
3618AJAQ6	CR3615	2024-2	6.000	9,097,948.00	8,329,934.55	91.56%
3618AJAR4	CR3616	2024-2	6.000	11,234,161.00	10,478,939.46	93.28%
		2024-2 Total		**105,099,160.00**	**98,148,114.31**	
3618AJAS2	CR3617	2025-1	6.000	12,212,287.00	11,329,088.41	92.77%
3618AJAT0	CR3618	2025-1	6.000	9,207,184.00	8,935,966.52	97.05%
		2025-1 Total		**21,419,471.00**	**20,265,054.93**	
		GNMA Total		**304,369,824.00**	**244,667,775.31**	
FHLMC						
3132DWHT3	SD8342	2023-1	5.500	1,800,699.00	1,231,748.20	68.40%

Program Security Information

CUSIP	Pool	Bond Issue	Current Rate	Original Principal	Current Principal	% Original Principal Outstanding
3132DWHU0	SD8343	2023-1	6.000	1,336,303.00	773,517.49	57.88%
3133C8HX6	QG7446	2023-1	5.500	4,657,953.00	3,657,179.31	78.51%
3133C9XK4	QG8782	2023-1	5.500	2,461,111.00	2,020,320.17	82.09%
3133C9XN8	QG8785	2023-1	6.000	3,382,760.00	2,688,972.39	79.49%
3133CDQG2	QH1355	2023-1	6.000	5,212,368.00	3,756,591.28	72.07%
3133CFKT5	QH3006	2023-2	6.000	1,335,370.00	635,885.40	47.62%
		2023-1 Total		**20,186,564.00**	**14,764,214.24**	
3133CFKX6	QH3010	2023-2	6.000	3,359,682.00	2,704,146.33	80.49%
3133CHBP9	QH4546	2023-2	6.000	5,976,721.00	4,757,786.03	79.61%
3133CKKT4	QH6606	2023-2	6.500	10,085,323.00	8,196,659.71	81.27%
3133CMKU7	QH8407	2023-2	6.500	6,460,913.00	5,025,598.68	77.78%
3133W67H4	QI0896	2023-2	6.500	2,148,489.00	2,083,540.59	96.98%
3133W8TM5	QI2356	2023-2	6.500	2,359,526.00	2,098,061.57	88.92%
3133WAMA3	QI3953	2023-2	6.000	3,718,329.00	3,246,921.54	87.32%
3133WDHX3	QI6546	2023-2	6.500	851,145.00	458,451.22	53.86%
		2023-2 Total		**56,482,062.00**	**28,571,165.67**	
3133WCR71	QI5910	2023-3	6.000	1,667,154.00	1,624,495.00	97.44%
3133WCSM7	QI5924	2023-3	6.500	4,717,493.00	2,768,764.88	58.69%
3133WDKF8	QI6594	2023-3	6.500	3,228,412.00	2,768,057.23	85.74%
3133WE5W6	QI8061	2023-3	6.000	2,359,156.00	2,302,176.25	97.58%
3133WE5X4	QI8062	2023-3	6.000	1,078,789.00	1,052,387.52	97.55%
3133CQB20	QJ0057	2023-3	6.000	388,873.00	379,880.69	97.69%
3133CQB46	QJ0059	2023-3	6.500	4,192,494.00	3,879,446.40	92.53%
3133CQLY9	QJ0343	2023-3	6.500	2,339,771.00	2,287,905.02	97.78%
				19,972,142.00	**17,063,112.99**	
3133CSE64	QJ1957	2024-1	6.000	5,357,024.00	4,898,791.37	91.45%

Program Security Information

CUSIP	Pool	Bond Issue	Current Rate	Original Principal	Current Principal	% Original Principal Outstanding
3133CTE21	QJ2853	2024-1	6.000	4,241,602.00	3,789,683.28	89.35%
3133CTBF5	QJ2738	2024-1	6.500	1,200,549.00	1,174,936.18	97.87%
				10,799,175.00	**9,863,410.83**	
3133CUVS2	QJ4225	2024-2	6.000	6,741,491.00	6,038,734.30	89.58%
3133CUVU7	QJ4227	2024-2	6.500	2,581,017.00	2,517,007.45	97.52%
3133CXPZ7	QJ6740	2024-2	6.500	6,945,826.00	5,989,866.97	86.24%
3133D0W72	QJ8770	2024-2	6.000	3,345,470.00	3,125,515.71	93.43%
3133DOW80	QJ8771	2024-2	6.500	1,430,580.00	1,400,469.27	97.90%
31425VV59	QX1535	2024-2	6.500	846,959.00	822,494.99	97.11%
31425WHT1	QX2041	2024-2	6.000	2,010,908.00	1,967,086.07	97.82%
31425YJ24	QX3880	2024-2	6.000	575,653.00	565,125.44	98.17%
				24,477,904.00	**22,426,300.20**	
31426FSB4	QX8613	2024-3	6.500	2,437,333.00	2,391,731.50	98.13%
31426KDS2	QY1012	2024-3	6.500	3,406,502.00	3,353,500.30	98.44%
31426NHT0	QY3841	2024-3	6.000	1,913,945.00	1,887,071.19	98.60%
31426NHU7	QY3842	2024-3	6.000	1,367,194.00	1,344,033.22	98.31%
31426NHV5	QY3843	2024-3	6.500	1,495,340.00	1,475,176.27	98.65%
31426NHW3	QY3844	2024-3	6.500	1,474,403.00	1,454,147.51	98.63%
31426QY80	QY6134	2024-3	6.000	1,909,854.00	1,828,787.73	95.76%
31426QZC0	QY6138	2024-3	6.000	4,393,211.00	4,001,175.35	91.08%
31426TSN8	QY8624	2024-3	6.000	2,410,544.00	2,373,785.47	98.48%
				20,808,326.00	**20,109,408.54**	
3142K8C54	TB6391	2025-2	5.500	3,664,673.00	3,652,477.59	99.67%
				3,664,673.00	**3,652,477.59**	
		FHLMC Total		**156,390,846.00**	**116,450,090.06**	

Program Security Information

CUSIP	Pool	Bond Issue	Current Rate	Original Principal	Current Principal	% Original Principal Outstanding
			Total All	**460,760,670.00**	**361,117,865.37**	

2013 Resolution Date Created: **10/8/2026 7:36 AM** Page: 3-001

Delinquency Statistics

Delinquency Status	Number of Loans	% of Loans Outstanding	Principal Outstanding	% of Principal Outstanding
60 Days:	536	1.94 %	66,823,514.63	2.08 %
90 Days:	1,706	6.18 %	230,718,816.26	7.17 %
In Foreclosure:	144	0.52 %	20,324,745.34	0.63 %

REO Statistics

Total Number of REO Loans:	65
Total Outstanding Balance At Time of Default:	9,878,961.08

****** Please refer to Disclaimer on Page 7-001***

Delinquency Statistics by Loan Type

Delinquency Status	Loan Type		Number of Loans	% of Loans Outstanding	Principal Outstanding	% of Principal Outstanding
60-89 Days Past Due						
	FHA		463	2.32 %	60,762,814.93	2.25 %
	USDA		28	1.73 %	3,484,704.32	1.71 %
	VA		8	0.82 %	1,431,437.47	0.71 %
	Conventional		37	0.73 %	1,144,557.91	1.00 %
		Grand Total:	**536**	**1.94 %**	**66,823,514.63**	**2.08 %**
90 Days or More Past Due						
	FHA		1,507	7.55 %	209,603,116.08	7.77 %
	USDA		76	4.69 %	11,402,082.38	5.60 %
	VA		37	3.78 %	7,632,481.16	3.78 %
	Conventional		86	1.70 %	2,081,136.64	1.82 %
		Grand Total:	**1,706**	**6.18 %**	**230,718,816.26**	**7.17 %**
In Foreclosure						
	FHA		125	0.63 %	17,163,776.32	0.64 %
	VA		7	0.71 %	1,727,579.17	0.86 %
	USDA		9	0.56 %	1,340,594.65	0.66 %
	Conventional		3	0.06 %	92,795.20	0.08 %
		Grand Total:	**144**	**0.52 %**	**20,324,745.34**	**0.63 %**

Delinquency/Foreclosure Statistics by Bond Issue

	60-89 Days Past Due		90 or More Days Past Due		In Foreclosure	
Bond Issue	**Number of Loans**	**Principal Outstanding**	**Number of Loans**	**Principal Outstanding**	**Number of Loans**	**Principal Outstanding**
2013 Old 1974 Res Loans	7	179,578.32	18	363,096.53	3	133,013.24
Bond Issue 2013-1	15	850,704.48	30	1,890,968.17	2	181,328.32
Bond Issue 2013-2	3	140,899.86	12	841,023.82	1	49,731.07
Bond Issue 2014-1	9	736,149.02	11	782,209.76	1	68,666.27
Bond Issue 2014-2	6	439,947.37	21	1,935,384.21	4	372,139.35
Bond Issue 2015-1	17	1,419,454.61	16	1,280,191.59	1	71,799.80
Bond Issue 2015-2	14	1,081,413.37	36	2,850,417.64	2	235,664.51
Bond Issue 2016-1	7	493,513.45	16	1,497,285.79	0	0.00
Bond Issue 2016-2	7	566,057.45	19	1,536,863.91	5	502,935.79
Bond Issue 2016-3	6	375,110.02	11	728,634.11	1	79,786.70
Bond Issue 2017-1	8	616,303.85	22	2,179,481.72	1	124,043.64
Bond Issue 2017-2	12	922,836.91	42	3,983,616.22	3	286,783.35
Bond Issue 2017-3	6	520,417.91	23	2,337,853.20	2	167,809.44
Bond Issue 2017-4	7	784,375.04	30	3,243,662.10	2	154,579.38
Bond Issue 2018-1	9	889,408.84	30	2,867,124.52	0	0.00
Bond Issue 2018-2	18	1,700,003.79	42	3,994,686.84	3	372,970.53
Bond Issue 2018-3	13	1,555,604.67	43	4,906,827.11	7	891,572.09
Bond Issue 2018-4	20	2,113,178.25	62	6,754,559.53	8	622,811.21
Bond Issue 2019-1	19	2,689,408.19	46	5,338,539.94	3	236,600.80
Bond Issue 2019-2	14	1,445,922.15	52	5,857,701.07	4	490,285.71
Bond Issue 2019-3	15	1,585,964.72	40	5,486,235.21	5	650,974.81
Bond Issue 2019-4	23	2,723,500.24	64	7,544,809.60	3	285,655.70
Bond Issue 2020-1	20	3,077,671.60	51	6,747,734.56	5	546,904.46
Bond Issue 2020-2	25	1,270,165.39	77	3,657,532.21	2	26,658.04
Bond Issue 2020-3	11	1,796,570.70	49	6,928,023.41	3	377,164.74

Delinquency/Foreclosure Statistics by Bond Issue

	60-89 Days Past Due		90 or More Days Past Due		In Foreclosure	
Bond Issue	**Number of Loans**	**Principal Outstanding**	**Number of Loans**	**Principal Outstanding**	**Number of Loans**	**Principal Outstanding**
Bond Issue 2020-4	20	3,110,606.70	58	8,019,832.76	3	377,004.54
Bond Issue 2021-1	15	1,983,940.35	63	9,868,660.56	4	631,178.21
Bond Issue 2021-2	20	3,781,153.80	50	8,497,836.16	1	98,154.92
Bond Issue 2021-3	13	1,102,338.71	42	4,335,013.66	10	1,391,948.66
Bond Issue 2022-1	17	2,870,210.32	87	15,840,258.99	13	2,260,482.19
Bond Issue 2022-2	18	3,442,542.19	58	10,457,331.88	3	572,011.39
Bond Issue 2022-3	13	2,732,702.12	65	12,177,738.01	5	950,914.28
Bond Issue 2023-1	4	893,558.48	36	7,833,422.44	2	549,636.76
Bond Issue 2023-2	14	2,589,561.48	52	10,307,960.96	6	1,223,513.80
Bond Issue 2023-2 Taxable	5	1,082,727.52	17	3,164,628.36	3	589,933.72
Bond Issue 2023-3	20	4,224,409.46	85	18,246,561.23	8	1,660,950.55
Bond Issue 2023-3 Taxable	3	527,701.27	18	3,839,828.14	4	749,543.94
Bond Issue 2024-1	5	897,933.49	40	8,976,230.16	1	166,476.78
Bond Issue 2024-1 2nd Mtg Monthly Repay	9	114,434.37	31	330,155.74	0	0.00
Bond Issue 2024-1 Taxable	7	1,057,180.49	26	5,343,610.35	3	815,004.74
Bond Issue 2024-2	4	697,971.57	13	2,168,321.46	2	333,750.85
Bond Issue 2024-2 2nd Mtg Monthly Repay	2	24,408.77	20	220,750.63	0	0.00
Bond Issue 2024-2 Taxable	8	1,661,339.61	27	6,302,979.34	3	698,228.16
Bond Issue 2024-3 2nd Mtg Monthly Repay	0	0.00	1	13,380.60	0	0.00
Bond Issue 2024-3 Taxable	0	0.00	4	1,098,923.31	0	0.00
Bond Issue 2025-1	6	1,170,090.70	33	6,701,253.69	2	326,132.90
Bond Issue 2025-1 2nd Mtg Monthly Repay	4	47,822.25	9	105,182.20	0	0.00
Bond Issue 2025-1 Taxable	2	404,255.11	3	617,573.78	0	0.00

Delinquency/Foreclosure Statistics by Bond Issue

	60-89 Days Past Due		90 or More Days Past Due		In Foreclosure	
Bond Issue	**Number of Loans**	**Principal Outstanding**	**Number of Loans**	**Principal Outstanding**	**Number of Loans**	**Principal Outstanding**
Bond Issue 2025-2	4	825,222.77	3	696,032.27	0	0.00
Bond Issue 2025-2 2nd Mtg Monthly Repay	4	44,230.01	2	20,886.81	0	0.00
Bond Issue 2025-2 Taxable	4	957,494.89	0	0.00	0	0.00
Bond Issue 2026-1	2	580,268.00	0	0.00	0	0.00
Bond Issue 2026-1 2nd Mtg Monthly Repay	2	25,250.00	0	0.00	0	0.00
	536	**66,823,514.63**	**1,706**	**230,718,816.26**	**144**	**20,324,745.34**

REO Statistics by Bond Issue

Bond Issue	Number of Loans	Total Outstanding Balance At Time of Default
2013 Old 1974 Res Loans	0	0.00
Bond Issue 2013-1	2	29,205.84
Bond Issue 2013-2	0	0.00
Bond Issue 2014-1	0	0.00
Bond Issue 2014-2	0	0.00
Bond Issue 2015-1	0	0.00
Bond Issue 2015-2	0	0.00
Bond Issue 2016-1	0	0.00
Bond Issue 2016-2	1	58,394.61
Bond Issue 2016-3	0	0.00
Bond Issue 2017-1	1	38,806.89
Bond Issue 2017-2	0	0.00
Bond Issue 2017-3	0	0.00
Bond Issue 2017-4	0	0.00
Bond Issue 2018-1	0	0.00
Bond Issue 2018-2	0	0.00
Bond Issue 2018-3	0	0.00
Bond Issue 2018-4	1	151,641.22
Bond Issue 2019-1	1	74,592.64
Bond Issue 2019-2	2	239,080.14
Bond Issue 2019-3	4	386,845.54
Bond Issue 2019-4	0	0.00
Bond Issue 2020-1	1	52,443.03
Bond Issue 2020-2	0	0.00
Bond Issue 2020-3	1	156,021.54
Bond Issue 2020-4	0	0.00

REO Statistics by Bond Issue

Bond Issue	Number of Loans	Total Outstanding Balance At Time of Default
Bond Issue 2021-1	4	695,174.35
Bond Issue 2021-2	2	243,025.30
Bond Issue 2021-3	0	0.00
Bond Issue 2022-1	4	690,655.58
Bond Issue 2022-2	3	403,997.66
Bond Issue 2022-3	8	1,350,610.55
Bond Issue 2023-1	4	630,216.12
Bond Issue 2023-2	7	1,265,557.82
Bond Issue 2023-2 Taxable	3	646,992.61
Bond Issue 2023-3	6	937,345.53
Bond Issue 2023-3 Taxable	1	125,539.86
Bond Issue 2024-1	2	372,609.41
Bond Issue 2024-1 2nd Mtg 30 Yr Forgivable	0	0.00
Bond Issue 2024-1 2nd Mtg Monthly Repay	0	0.00
Bond Issue 2024-1 New Start	0	0.00
Bond Issue 2024-1 Taxable	4	710,282.93
Bond Issue 2024-2	0	0.00
Bond Issue 2024-2 2nd Mtg 30 yr Forgivable	0	0.00
Bond Issue 2024-2 2nd Mtg Monthly Repay	0	0.00
Bond Issue 2024-2 Taxable	2	449,014.19
Bond Issue 2024-3 2nd Mtg 30 Yr Forgivable	0	0.00
Bond Issue 2024-3 2nd Mtg Monthly Repay	0	0.00
Bond Issue 2024-3 Taxable	0	0.00
Bond Issue 2025-1	1	170,907.72
Bond Issue 2025-1 2nd Mtg 30 Yr Forgivable	0	0.00
Bond Issue 2025-1 2nd Mtg Monthly Repay	0	0.00

REO Statistics by Bond Issue

Bond Issue	Number of Loans	Total Outstanding Balance At Time of Default
Bond Issue 2025-1 New Start	0	0.00
Bond Issue 2025-1 Taxable	0	0.00
Bond Issue 2025-2	0	0.00
Bond Issue 2025-2 2nd Mtg 30 Yr Forgivable	0	0.00
Bond Issue 2025-2 2nd Mtg Monthly Repay	0	0.00
Bond Issue 2025-2 New Start	0	0.00
Bond Issue 2025-2 Taxable	0	0.00
Bond Issue 2026-1	0	0.00
Bond Issue 2026-1 2nd Mtg 30 Yr Forgivable	0	0.00
Bond Issue 2026-1 2nd Mtg Monthly Repay	0	0.00
Bond Issue 2026-2	0	0.00
Bond Issue 2026-2 2nd Mtg 30 Yr Forgivable	0	0.00
Bond Issue 2026-2 2nd Mtg Monthly Repay	0	0.00
Total for the Resolution:	**65**	**9,878,961.08**

2013 Resolution Date Created: **10/8/2026 7:36 AM** Page: 4-001

Bonds by Maturity

Bond Issue	Maturity Date	Bond Type	Interest Rate	Original Amount	Principal Matured	Principal Redeemed	Principal Outstanding	CUSIP
Bond Issue 2013-1								
	1/1/2014	Serial Bonds	0.4000	2,440,000.00	450,000.00	1,990,000.00	0.00	880461AA6
	7/1/2014	Serial Bonds	0.5000	2,440,000.00	635,000.00	1,805,000.00	0.00	880461AB4
	1/1/2015	Serial Bonds	0.8750	2,445,000.00	0.00	2,445,000.00	0.00	880461AC2
	7/1/2015	Serial Bonds	0.9500	2,460,000.00	0.00	2,460,000.00	0.00	880461AD0
	1/1/2016	Serial Bonds	1.2500	2,470,000.00	0.00	2,470,000.00	0.00	880461AE8
	7/1/2016	Serial Bonds	1.3500	2,485,000.00	500,000.00	1,985,000.00	0.00	880461AF5
	1/1/2017	Serial Bonds	1.4000	2,505,000.00	0.00	2,505,000.00	0.00	880461AG3
	7/1/2017	Serial Bonds	1.5000	2,520,000.00	345,000.00	2,175,000.00	0.00	880461AH1
	1/1/2018	Serial Bonds	1.9000	2,540,000.00	260,000.00	2,280,000.00	0.00	880461AJ7
	7/1/2018	Serial Bonds	1.9000	2,565,000.00	650,000.00	1,915,000.00	0.00	880461AK4
	1/1/2019	Serial Bonds	2.1500	2,590,000.00	390,000.00	2,200,000.00	0.00	880461AL2
	7/1/2019	Serial Bonds	2.1500	460,000.00	85,000.00	375,000.00	0.00	880461AM0
	7/1/2019	Serial Bonds	1.7500	2,160,000.00	1,180,000.00	980,000.00	0.00	880461AU2
	1/1/2020	Serial Bonds	1.9500	2,650,000.00	430,000.00	2,220,000.00	0.00	880461AV0
	7/1/2020	Serial Bonds	2.0000	2,675,000.00	435,000.00	2,240,000.00	0.00	880461AW8
	1/1/2021	Serial Bonds	2.2500	2,705,000.00	0.00	2,705,000.00	0.00	880461AX6
	7/1/2021	Serial Bonds	2.3000	2,735,000.00	0.00	2,735,000.00	0.00	880461AY4
	1/1/2022	Serial Bonds	2.5500	2,765,000.00	0.00	2,765,000.00	0.00	880461AZ1
	7/1/2022	Serial Bonds	2.5500	2,800,000.00	0.00	2,800,000.00	0.00	880461BA5
	1/1/2023	Serial Bonds	2.6500	2,840,000.00	0.00	2,840,000.00	0.00	880461BB3
	7/1/2023	Serial Bonds	2.6500	770,000.00	0.00	770,000.00	0.00	880461AT5
	7/1/2023	Serial Bonds	2.6500	2,105,000.00	175,000.00	1,930,000.00	0.00	880461BC1
	1/1/2024	Serial Bonds	2.8500	2,915,000.00	1,480,000.00	1,435,000.00	0.00	880461AN8
	7/1/2024	Serial Bonds	2.8500	2,955,000.00	0.00	2,955,000.00	0.00	880461AP3
	1/1/2025	Serial Bonds	3.0000	3,000,000.00	950,000.00	2,050,000.00	0.00	880461AQ1

Bonds by Maturity

Bond Issue	Maturity Date	Bond Type	Interest Rate	Original Amount	Principal Matured	Principal Redeemed	Principal Outstanding	CUSIP
Bond Issue 2013-1	7/1/2025	Serial Bonds	3.0000	3,045,000.00	5,000.00	3,040,000.00	0.00	880461AS7
	1/1/2026	Serial Bonds	3.1250	3,090,000.00	0.00	3,090,000.00	0.00	880461BF4
	1/1/2031	Term Bonds	3.6000	32,210,000.00	0.00	27,235,000.00	4,975,000.00	880461AR9
	7/1/2038	Term Bonds	3.0000	64,840,000.00	0.00	64,840,000.00	0.00	880461BD9
	7/1/2043	Term Bonds	4.0000	51,725,000.00	0.00	43,500,000.00	8,225,000.00	880461BE7
				215,905,000.00	**7,970,000.00**	**194,735,000.00**	**13,200,000.00**	
Bond Issue 2013-2								
	7/1/2014	Serial Bonds	0.4500	1,545,000.00	1,545,000.00	0.00	0.00	880461BG2
	1/1/2015	Serial Bonds	0.6000	1,545,000.00	0.00	1,545,000.00	0.00	880461BH0
	7/1/2015	Serial Bonds	0.7500	1,550,000.00	0.00	1,550,000.00	0.00	880461BJ6
	1/1/2016	Serial Bonds	1.1500	1,560,000.00	0.00	1,560,000.00	0.00	880461BK3
	7/1/2016	Serial Bonds	1.2500	1,565,000.00	325,000.00	1,240,000.00	0.00	880461BL1
	1/1/2017	Serial Bonds	1.6000	1,570,000.00	0.00	1,570,000.00	0.00	880461BM9
	7/1/2017	Serial Bonds	1.7000	1,580,000.00	240,000.00	1,340,000.00	0.00	880461BN7
	1/1/2018	Serial Bonds	1.6500	1,590,000.00	375,000.00	1,215,000.00	0.00	880461CF3
	7/1/2018	Serial Bonds	1.7500	1,610,000.00	565,000.00	1,045,000.00	0.00	880461BQ0
	1/1/2019	Serial Bonds	2.1500	1,625,000.00	390,000.00	1,235,000.00	0.00	880461BR8
	7/1/2019	Serial Bonds	2.3000	1,645,000.00	585,000.00	1,060,000.00	0.00	880461BS6
	1/1/2020	Serial Bonds	2.6500	1,660,000.00	350,000.00	1,310,000.00	0.00	880461BT4
	7/1/2020	Serial Bonds	2.7500	1,690,000.00	165,000.00	1,525,000.00	0.00	880461BU1
	1/1/2021	Serial Bonds	3.0000	1,715,000.00	0.00	1,715,000.00	0.00	880461BV9
	7/1/2021	Serial Bonds	3.0000	1,745,000.00	0.00	1,745,000.00	0.00	880461BW7
	1/1/2022	Serial Bonds	3.2500	1,770,000.00	0.00	1,770,000.00	0.00	880461BX5
	7/1/2022	Serial Bonds	3.2500	1,805,000.00	0.00	1,805,000.00	0.00	880461BY3
	1/1/2023	Serial Bonds	3.4500	1,835,000.00	0.00	1,835,000.00	0.00	880461BZ0
	7/1/2023	Serial Bonds	3.4500	1,865,000.00	930,000.00	935,000.00	0.00	880461CA4

Bonds by Maturity

Bond Issue	Maturity Date	Bond Type	Interest Rate	Original Amount	Principal Matured	Principal Redeemed	Principal Outstanding	CUSIP
Bond Issue 2013-2	1/1/2024	Serial Bonds	3.6000	1,900,000.00	1,355,000.00	545,000.00	0.00	880461CB2
	7/1/2024	Serial Bonds	3.6000	1,935,000.00	745,000.00	1,190,000.00	0.00	880461CC0
	7/1/2028	Term Bonds	4.2000	17,095,000.00	2,745,000.00	10,185,000.00	4,165,000.00	880461CD8
	1/1/2033	Term Bonds	4.6500	22,795,000.00	0.00	11,730,000.00	11,065,000.00	880461CG1
	7/1/2043	Term Bonds	4.0000	25,720,000.00	0.00	25,720,000.00	0.00	880461CE6
	7/1/2043	Term Bonds	4.0000	20,385,000.00	0.00	20,385,000.00	0.00	880461BP2
				121,300,000.00	**10,315,000.00**	**95,755,000.00**	**15,230,000.00**	
Bond Issue 2014-1								
	1/1/2015	Serial Bonds	0.3200	1,000,000.00	1,000,000.00	0.00	0.00	880461CH9
	7/1/2015	Serial Bonds	0.4400	1,255,000.00	0.00	1,255,000.00	0.00	880461CJ5
	7/1/2015	Serial Bonds	0.3500	1,070,000.00	1,040,000.00	30,000.00	0.00	880461CP1
	1/1/2016	Serial Bonds	0.6000	2,330,000.00	0.00	2,330,000.00	0.00	880461CK2
	7/1/2016	Serial Bonds	0.7500	1,190,000.00	170,000.00	1,020,000.00	0.00	880461CL0
	7/1/2016	Serial Bonds	0.5500	1,155,000.00	1,095,000.00	60,000.00	0.00	880461CQ9
	1/1/2017	Serial Bonds	1.1000	2,360,000.00	0.00	2,360,000.00	0.00	880461CM8
	7/1/2017	Serial Bonds	0.9000	2,300,000.00	565,000.00	1,735,000.00	0.00	880461CR7
	1/1/2018	Serial Bonds	1.2000	2,460,000.00	345,000.00	2,115,000.00	0.00	880461CS5
	7/1/2018	Serial Bonds	1.3000	2,485,000.00	645,000.00	1,840,000.00	0.00	880461CT3
	1/1/2019	Serial Bonds	1.6000	2,510,000.00	1,345,000.00	1,165,000.00	0.00	880461CU0
	7/1/2019	Serial Bonds	1.7000	2,540,000.00	1,840,000.00	700,000.00	0.00	880461CV8
	1/1/2020	Serial Bonds	1.9500	2,575,000.00	510,000.00	2,065,000.00	0.00	880461CW6
	7/1/2020	Serial Bonds	2.0500	2,615,000.00	180,000.00	2,435,000.00	0.00	880461CX4
	1/1/2021	Serial Bonds	2.3000	2,655,000.00	0.00	2,655,000.00	0.00	880461CY2
	7/1/2021	Serial Bonds	2.4000	2,655,000.00	0.00	2,655,000.00	0.00	880461CZ9
	1/1/2022	Serial Bonds	2.6500	2,700,000.00	0.00	2,700,000.00	0.00	880461DA3
	7/1/2022	Serial Bonds	2.7000	2,745,000.00	0.00	2,745,000.00	0.00	880461DB1

****** Please refer to Disclaimer on Page 7-001***

Bonds by Maturity

Bond Issue	Maturity Date	Bond Type	Interest Rate	Original Amount	Principal Matured	Principal Redeemed	Principal Outstanding	CUSIP
Bond Issue 2014-1	1/1/2023	Serial Bonds	3.0000	2,790,000.00	0.00	2,790,000.00	0.00	880461DC9
	7/1/2023	Serial Bonds	3.0000	2,835,000.00	0.00	2,835,000.00	0.00	880461DD7
	1/1/2024	Serial Bonds	3.0500	2,775,000.00	1,800,000.00	975,000.00	0.00	880461DE5
	7/1/2024	Serial Bonds	3.0500	2,725,000.00	435,000.00	2,290,000.00	0.00	880461DF2
	1/1/2025	Serial Bonds	3.2000	2,705,000.00	1,425,000.00	1,280,000.00	0.00	880461DG0
	7/1/2025	Serial Bonds	3.2000	2,750,000.00	1,610,000.00	1,140,000.00	0.00	880461DH8
	7/1/2029	Term Bonds	3.7000	24,170,000.00	690,000.00	15,980,000.00	7,500,000.00	880461DJ4
	1/1/2034	Term Bonds	4.0000	32,615,000.00	0.00	20,270,000.00	12,345,000.00	880461DK1
	7/1/2039	Term Bonds	4.0000	17,840,000.00	0.00	17,840,000.00	0.00	880461CN6
	7/1/2039	Term Bonds	4.0000	20,195,000.00	0.00	20,195,000.00	0.00	880461DL9
				150,000,000.00	**14,695,000.00**	**115,460,000.00**	**19,845,000.00**	
Bond Issue 2014-2								
	7/1/2015	Serial Bonds	0.2500	395,000.00	395,000.00	0.00	0.00	880461DT2
	1/1/2016	Serial Bonds	0.2900	1,205,000.00	0.00	1,205,000.00	0.00	880461DU9
	7/1/2016	Serial Bonds	0.4000	850,000.00	105,000.00	745,000.00	0.00	880461DP0
	7/1/2016	Serial Bonds	0.4000	360,000.00	350,000.00	10,000.00	0.00	880461DV7
	1/1/2017	Serial Bonds	0.6000	1,220,000.00	0.00	1,220,000.00	0.00	880461DW5
	7/1/2017	Serial Bonds	0.7000	965,000.00	0.00	965,000.00	0.00	880461DQ8
	7/1/2017	Serial Bonds	0.7000	265,000.00	0.00	265,000.00	0.00	880461DX3
	1/1/2018	Serial Bonds	0.9500	1,240,000.00	520,000.00	720,000.00	0.00	880461DY1
	7/1/2018	Serial Bonds	1.0500	1,250,000.00	365,000.00	885,000.00	0.00	880461DZ8
	1/1/2019	Serial Bonds	1.3000	105,000.00	105,000.00	0.00	0.00	880461EA2
	1/1/2019	Serial Bonds	1.3000	1,155,000.00	940,000.00	215,000.00	0.00	880461DR6
	7/1/2019	Serial Bonds	1.4000	2,100,000.00	1,705,000.00	395,000.00	0.00	880461DS4
	1/1/2020	Serial Bonds	1.7000	1,290,000.00	1,060,000.00	230,000.00	0.00	880461EB0
	7/1/2020	Serial Bonds	1.8000	1,305,000.00	0.00	1,305,000.00	0.00	880461EC8

Bonds by Maturity

Bond Issue	Maturity Date	Bond Type	Interest Rate	Original Amount	Principal Matured	Principal Redeemed	Principal Outstanding	CUSIP
Bond Issue 2014-2	1/1/2021	Serial Bonds	1.9000	1,325,000.00	0.00	1,325,000.00	0.00	880461ED6
	7/1/2021	Serial Bonds	2.0000	1,345,000.00	0.00	1,345,000.00	0.00	880461EE4
	1/1/2022	Serial Bonds	2.2000	1,360,000.00	0.00	1,360,000.00	0.00	880461EF1
	7/1/2022	Serial Bonds	2.3000	1,385,000.00	0.00	1,385,000.00	0.00	880461EG9
	1/1/2023	Serial Bonds	2.4500	1,410,000.00	0.00	1,410,000.00	0.00	880461EH7
	7/1/2023	Serial Bonds	2.5000	1,435,000.00	200,000.00	1,235,000.00	0.00	880461EJ3
	1/1/2024	Serial Bonds	2.6000	1,460,000.00	1,075,000.00	385,000.00	0.00	880461EK0
	7/1/2024	Serial Bonds	2.6500	1,485,000.00	450,000.00	1,035,000.00	0.00	880461EL8
	1/1/2025	Serial Bonds	2.7000	1,515,000.00	1,115,000.00	400,000.00	0.00	880461EM6
	7/1/2025	Serial Bonds	2.7500	1,540,000.00	1,125,000.00	415,000.00	0.00	880461EN4
	7/1/2029	Term Bonds	3.0500	13,550,000.00	775,000.00	7,890,000.00	4,885,000.00	880461EP9
	7/1/2034	Term Bonds	3.4000	20,410,000.00	0.00	10,925,000.00	9,485,000.00	880461EQ7
	7/1/2039	Term Bonds	3.5500	14,760,000.00	0.00	7,900,000.00	6,860,000.00	880461ER5
	1/1/2045	Term Bonds	4.0000	29,000,000.00	60,000.00	28,940,000.00	0.00	880461ES3
	7/1/2045	Term Bonds	3.6500	16,430,000.00	0.00	8,900,000.00	7,530,000.00	880461ET1
	7/1/2045	Term Bonds	4.0000	27,885,000.00	60,000.00	27,825,000.00	0.00	880461DN5
				150,000,000.00	**10,405,000.00**	**110,835,000.00**	**28,760,000.00**	
Bond Issue 2015-1								
	1/1/2016	Serial Bonds	0.5000	470,000.00	470,000.00	0.00	0.00	880461EX2
	7/1/2016	Serial Bonds	0.5000	1,800,000.00	565,000.00	1,235,000.00	0.00	880461EV6
	1/1/2017	Serial Bonds	0.8000	195,000.00	20,000.00	175,000.00	0.00	880461EW4
	1/1/2017	Serial Bonds	0.8000	1,610,000.00	260,000.00	1,350,000.00	0.00	880461EY0
	7/1/2017	Serial Bonds	0.9000	1,820,000.00	635,000.00	1,185,000.00	0.00	880461EZ7
	1/1/2018	Serial Bonds	1.3000	1,830,000.00	445,000.00	1,385,000.00	0.00	880461FK9
	7/1/2018	Serial Bonds	1.4000	1,845,000.00	510,000.00	1,335,000.00	0.00	880461FA1
	1/1/2019	Serial Bonds	1.7000	1,860,000.00	1,570,000.00	290,000.00	0.00	880461FL7

Bonds by Maturity

Bond Issue	Maturity Date	Bond Type	Interest Rate	Original Amount	Principal Matured	Principal Redeemed	Principal Outstanding	CUSIP
Bond Issue 2015-1	7/1/2019	Serial Bonds	1.7500	1,880,000.00	1,680,000.00	200,000.00	0.00	880461FB9
	1/1/2020	Serial Bonds	1.9000	1,900,000.00	510,000.00	1,390,000.00	0.00	880461FM5
	7/1/2020	Serial Bonds	2.0000	1,920,000.00	0.00	1,920,000.00	0.00	880461FC7
	1/1/2021	Serial Bonds	2.2500	1,940,000.00	0.00	1,940,000.00	0.00	880461FN3
	7/1/2021	Serial Bonds	2.3500	1,965,000.00	0.00	1,965,000.00	0.00	880461FD5
	1/1/2022	Serial Bonds	2.4500	1,990,000.00	0.00	1,990,000.00	0.00	880461FP8
	7/1/2022	Serial Bonds	2.5500	2,020,000.00	0.00	2,020,000.00	0.00	880461FE3
	1/1/2023	Serial Bonds	2.7500	2,045,000.00	0.00	2,045,000.00	0.00	880461FQ6
	7/1/2023	Serial Bonds	2.8000	2,080,000.00	600,000.00	1,480,000.00	0.00	880461FF0
	1/1/2024	Serial Bonds	2.9000	2,110,000.00	1,835,000.00	275,000.00	0.00	880461FR4
	7/1/2024	Serial Bonds	2.9000	2,140,000.00	1,240,000.00	900,000.00	0.00	880461FG8
	1/1/2025	Serial Bonds	3.0500	2,175,000.00	1,895,000.00	280,000.00	0.00	880461FS2
	7/1/2025	Serial Bonds	3.0500	2,210,000.00	1,930,000.00	280,000.00	0.00	880461FH6
	1/1/2026	Serial Bonds	3.1500	2,245,000.00	1,210,000.00	1,035,000.00	0.00	880461FT0
	7/1/2026	Serial Bonds	3.1500	2,285,000.00	1,990,000.00	295,000.00	0.00	880461FJ2
	1/1/2027	Serial Bonds	3.2500	2,325,000.00	0.00	295,000.00	2,030,000.00	880461FY9
	7/1/2027	Serial Bonds	3.2500	2,370,000.00	0.00	300,000.00	2,070,000.00	880461FZ6
	1/1/2028	Serial Bonds	3.4000	2,415,000.00	0.00	305,000.00	2,110,000.00	880461GA0
	7/1/2028	Serial Bonds	3.4000	2,465,000.00	0.00	310,000.00	2,155,000.00	880461GB8
	1/1/2029	Serial Bonds	3.5500	2,515,000.00	0.00	320,000.00	2,195,000.00	880461GC6
	7/1/2029	Serial Bonds	3.5500	2,565,000.00	0.00	330,000.00	2,235,000.00	880461GD4
	1/1/2030	Serial Bonds	3.6500	2,620,000.00	0.00	330,000.00	2,290,000.00	880461GF9
	7/1/2030	Serial Bonds	3.6500	2,670,000.00	0.00	345,000.00	2,325,000.00	880461FU7
	7/1/2032	Term Bonds	3.8500	11,245,000.00	0.00	8,505,000.00	2,740,000.00	880461GE2
	7/1/2035	Term Bonds	3.9500	18,740,000.00	0.00	14,215,000.00	4,525,000.00	880461FV5
	1/1/2038	Term Bonds	4.0500	12,835,000.00	0.00	9,775,000.00	3,060,000.00	880461FX1

Bonds by Maturity

Bond Issue	Maturity Date	Bond Type	Interest Rate	Original Amount	Principal Matured	Principal Redeemed	Principal Outstanding	CUSIP
Bond Issue 2015-1	7/1/2045	Term Bonds	4.0000	19,500,000.00	0.00	18,515,000.00	985,000.00	880461FW3
	7/1/2045	Term Bonds	4.0000	25,400,000.00	0.00	24,120,000.00	1,280,000.00	880461EU8
				150,000,000.00	**17,365,000.00**	**102,635,000.00**	**30,000,000.00**	
Bond Issue 2015-2								
	7/1/2016	Serial Bonds	0.4000	1,615,000.00	1,615,000.00	0.00	0.00	880461GH5
	1/1/2017	Serial Bonds	0.6000	2,135,000.00	0.00	2,135,000.00	0.00	880461GX0
	7/1/2017	Serial Bonds	0.8000	2,140,000.00	575,000.00	1,565,000.00	0.00	880461GJ1
	1/1/2018	Serial Bonds	1.0000	2,150,000.00	755,000.00	1,395,000.00	0.00	880461GY8
	7/1/2018	Serial Bonds	1.1000	2,165,000.00	625,000.00	1,540,000.00	0.00	880461GK8
	1/1/2019	Serial Bonds	1.3750	2,175,000.00	1,960,000.00	215,000.00	0.00	880461GZ5
	7/1/2019	Serial Bonds	1.5000	2,195,000.00	1,975,000.00	220,000.00	0.00	880461GL6
	1/1/2020	Serial Bonds	1.7000	2,210,000.00	1,990,000.00	220,000.00	0.00	880461HA9
	7/1/2020	Serial Bonds	1.8000	2,230,000.00	130,000.00	2,100,000.00	0.00	880461GM4
	1/1/2021	Serial Bonds	2.0000	2,250,000.00	0.00	2,250,000.00	0.00	880461HB7
	7/1/2021	Serial Bonds	2.1500	2,275,000.00	0.00	2,275,000.00	0.00	880461GN2
	1/1/2022	Serial Bonds	2.3000	2,300,000.00	0.00	2,300,000.00	0.00	880461HC5
	7/1/2022	Serial Bonds	2.3750	2,330,000.00	0.00	2,330,000.00	0.00	880461GP7
	1/1/2023	Serial Bonds	2.5000	2,360,000.00	0.00	2,360,000.00	0.00	880461HD3
	7/1/2023	Serial Bonds	2.6000	2,390,000.00	0.00	2,390,000.00	0.00	880461GQ5
	1/1/2024	Serial Bonds	2.7000	2,425,000.00	2,140,000.00	285,000.00	0.00	880461HE1
	7/1/2024	Serial Bonds	2.7000	2,455,000.00	875,000.00	1,580,000.00	0.00	880461GR3
	1/1/2025	Serial Bonds	2.8500	2,490,000.00	2,200,000.00	290,000.00	0.00	880461HF8
	7/1/2025	Serial Bonds	2.9000	2,530,000.00	2,230,000.00	300,000.00	0.00	880461GS1
	1/1/2026	Serial Bonds	3.0000	2,570,000.00	980,000.00	1,590,000.00	0.00	880461HG6
	7/1/2026	Serial Bonds	3.0500	2,610,000.00	2,300,000.00	310,000.00	0.00	880461GT9
	1/1/2027	Serial Bonds	3.1500	2,650,000.00	0.00	320,000.00	2,330,000.00	880461HH4

Bonds by Maturity

Bond Issue	Maturity Date	Bond Type	Interest Rate	Original Amount	Principal Matured	Principal Redeemed	Principal Outstanding	CUSIP
Bond Issue 2015-2	7/1/2027	Serial Bonds	3.2000	2,695,000.00	0.00	315,000.00	2,380,000.00	880461GU6
	1/1/2028	Serial Bonds	3.3000	2,735,000.00	0.00	320,000.00	2,415,000.00	880461HL5
	7/1/2028	Serial Bonds	3.3000	2,790,000.00	0.00	320,000.00	2,470,000.00	880461HM3
	1/1/2029	Serial Bonds	3.4500	2,845,000.00	0.00	320,000.00	2,525,000.00	880461HN1
	7/1/2029	Serial Bonds	3.4500	2,900,000.00	0.00	320,000.00	2,580,000.00	880461HP6
	1/1/2030	Serial Bonds	3.5500	2,955,000.00	0.00	340,000.00	2,615,000.00	880461HQ4
	7/1/2030	Serial Bonds	3.5500	3,010,000.00	0.00	340,000.00	2,670,000.00	880461GV4
	7/1/2035	Term Bonds	3.8750	33,655,000.00	0.00	25,325,000.00	8,330,000.00	880461GW2
	1/1/2038	Term Bonds	3.9500	15,195,000.00	0.00	11,485,000.00	3,710,000.00	880461HJ0
	1/1/2046	Term Bonds	4.0000	43,070,000.00	0.00	40,160,000.00	2,910,000.00	880461GG7
	1/1/2046	Term Bonds	4.0000	12,500,000.00	0.00	11,645,000.00	855,000.00	880461HK7
				175,000,000.00	**20,350,000.00**	**118,860,000.00**	**35,790,000.00**	
Bond Issue 2016-1								
	1/1/2017	Serial Bonds	0.6250	680,000.00	680,000.00	0.00	0.00	880461HS0
	7/1/2017	Serial Bonds	0.7500	1,540,000.00	0.00	1,540,000.00	0.00	880461HT8
	1/1/2018	Serial Bonds	0.8500	1,550,000.00	465,000.00	1,085,000.00	0.00	880461HU5
	7/1/2018	Serial Bonds	0.9000	1,560,000.00	670,000.00	890,000.00	0.00	880461HV3
	1/1/2019	Serial Bonds	1.0000	1,570,000.00	1,500,000.00	70,000.00	0.00	880461HW1
	7/1/2019	Serial Bonds	1.1000	1,580,000.00	1,500,000.00	80,000.00	0.00	880461HX9
	1/1/2020	Serial Bonds	1.2000	1,595,000.00	1,515,000.00	80,000.00	0.00	880461HY7
	7/1/2020	Serial Bonds	1.3000	1,605,000.00	765,000.00	840,000.00	0.00	880461HZ4
	1/1/2021	Serial Bonds	1.4000	1,620,000.00	0.00	1,620,000.00	0.00	880461JA7
	7/1/2021	Serial Bonds	1.5000	1,635,000.00	0.00	1,635,000.00	0.00	880461JB5
	1/1/2022	Serial Bonds	1.6500	1,650,000.00	0.00	1,650,000.00	0.00	880461JC3
	7/1/2022	Serial Bonds	1.7500	1,670,000.00	0.00	1,670,000.00	0.00	880461JD1
	1/1/2023	Serial Bonds	1.8500	1,690,000.00	0.00	1,690,000.00	0.00	880461JE9

Bonds by Maturity

Bond Issue	Maturity Date	Bond Type	Interest Rate	Original Amount	Principal Matured	Principal Redeemed	Principal Outstanding	CUSIP
Bond Issue 2016-1	7/1/2023	Serial Bonds	1.9500	1,710,000.00	0.00	1,710,000.00	0.00	880461JF6
	1/1/2024	Serial Bonds	2.0000	1,730,000.00	1,605,000.00	125,000.00	0.00	880461JG4
	7/1/2024	Serial Bonds	2.0500	1,750,000.00	710,000.00	1,040,000.00	0.00	880461JH2
	1/1/2025	Serial Bonds	2.2000	1,775,000.00	1,590,000.00	185,000.00	0.00	880461JJ8
	7/1/2025	Serial Bonds	2.2500	1,800,000.00	1,610,000.00	190,000.00	0.00	880461JK5
	1/1/2026	Serial Bonds	2.3500	1,825,000.00	165,000.00	1,660,000.00	0.00	880461JL3
	7/1/2026	Serial Bonds	2.4000	1,855,000.00	1,655,000.00	200,000.00	0.00	880461JM1
	1/1/2027	Serial Bonds	2.5000	1,880,000.00	0.00	200,000.00	1,680,000.00	880461JN9
	7/1/2027	Serial Bonds	2.5500	1,910,000.00	0.00	200,000.00	1,710,000.00	880461JP4
	1/1/2028	Serial Bonds	2.6000	1,940,000.00	0.00	200,000.00	1,740,000.00	880461JU3
	7/1/2028	Serial Bonds	2.6000	1,975,000.00	0.00	205,000.00	1,770,000.00	880461JV1
	1/1/2029	Serial Bonds	2.7000	2,010,000.00	0.00	205,000.00	1,805,000.00	880461JW9
	7/1/2029	Serial Bonds	2.7000	2,045,000.00	0.00	215,000.00	1,830,000.00	880461JX7
	1/1/2030	Serial Bonds	2.8500	2,085,000.00	0.00	220,000.00	1,865,000.00	880461JY5
	7/1/2030	Serial Bonds	2.8500	2,120,000.00	0.00	220,000.00	1,900,000.00	880461JZ2
	1/1/2031	Serial Bonds	2.9500	2,160,000.00	0.00	220,000.00	1,940,000.00	880461KA5
	7/1/2031	Serial Bonds	2.9500	2,195,000.00	0.00	240,000.00	1,955,000.00	880461JQ2
	7/1/2036	Term Bonds	3.2500	24,390,000.00	0.00	15,440,000.00	8,950,000.00	880461JR0
	7/1/2038	Term Bonds	3.3750	8,400,000.00	0.00	5,350,000.00	3,050,000.00	880461JS8
	1/1/2047	Term Bonds	3.5000	24,060,000.00	0.00	21,750,000.00	2,310,000.00	880461HR2
	1/1/2047	Term Bonds	3.5000	15,440,000.00	0.00	13,965,000.00	1,475,000.00	880461JT6
				125,000,000.00	**14,430,000.00**	**76,590,000.00**	**33,980,000.00**	
Bond Issue 2016-2								
	7/1/2017	Serial Bonds	0.7200	900,000.00	240,000.00	660,000.00	0.00	880461KC1
	1/1/2018	Serial Bonds	0.7600	1,075,000.00	490,000.00	585,000.00	0.00	880461KD9
	7/1/2018	Serial Bonds	0.9500	1,080,000.00	610,000.00	470,000.00	0.00	880461KE7

Bonds by Maturity

Bond Issue	Maturity Date	Bond Type	Interest Rate	Original Amount	Principal Matured	Principal Redeemed	Principal Outstanding	CUSIP
Bond Issue 2016-2	1/1/2019	Serial Bonds	0.9500	1,085,000.00	1,050,000.00	35,000.00	0.00	880461KF4
	7/1/2019	Serial Bonds	1.0000	1,100,000.00	1,055,000.00	45,000.00	0.00	880461KG2
	1/1/2020	Serial Bonds	1.1000	1,105,000.00	1,060,000.00	45,000.00	0.00	880461KH0
	7/1/2020	Serial Bonds	1.1500	1,115,000.00	270,000.00	845,000.00	0.00	880461KJ6
	1/1/2021	Serial Bonds	1.2500	1,130,000.00	0.00	1,130,000.00	0.00	880461KK3
	7/1/2021	Serial Bonds	1.3000	1,140,000.00	0.00	1,140,000.00	0.00	880461KL1
	1/1/2022	Serial Bonds	1.5500	1,150,000.00	0.00	1,150,000.00	0.00	880461KM9
	7/1/2022	Serial Bonds	1.6000	1,160,000.00	0.00	1,160,000.00	0.00	880461KN7
	1/1/2023	Serial Bonds	1.7000	1,175,000.00	0.00	1,175,000.00	0.00	880461KP2
	7/1/2023	Serial Bonds	1.7500	1,190,000.00	0.00	1,190,000.00	0.00	880461KQ0
	1/1/2024	Serial Bonds	1.9500	1,200,000.00	1,110,000.00	90,000.00	0.00	880461KR8
	7/1/2024	Serial Bonds	2.0000	1,225,000.00	240,000.00	985,000.00	0.00	880461KS6
	1/1/2025	Serial Bonds	2.1000	1,240,000.00	1,145,000.00	95,000.00	0.00	880461KT4
	7/1/2025	Serial Bonds	2.1500	1,250,000.00	1,155,000.00	95,000.00	0.00	880461KU1
	1/1/2026	Serial Bonds	2.2500	1,270,000.00	505,000.00	765,000.00	0.00	880461KV9
	7/1/2026	Serial Bonds	2.3000	1,290,000.00	1,195,000.00	95,000.00	0.00	880461KW7
	1/1/2027	Serial Bonds	2.3500	1,310,000.00	0.00	95,000.00	1,215,000.00	880461KX5
	7/1/2027	Serial Bonds	2.4500	1,330,000.00	0.00	95,000.00	1,235,000.00	880461KY3
	1/1/2028	Serial Bonds	2.5500	1,355,000.00	0.00	100,000.00	1,255,000.00	880461KZ0
	7/1/2028	Serial Bonds	2.6000	1,370,000.00	0.00	100,000.00	1,270,000.00	880461LA4
	1/1/2029	Serial Bonds	2.6500	1,395,000.00	0.00	105,000.00	1,290,000.00	880461LH9
	7/1/2029	Serial Bonds	2.6500	1,425,000.00	0.00	105,000.00	1,320,000.00	880461LG1
	1/1/2030	Serial Bonds	2.7000	1,445,000.00	0.00	110,000.00	1,335,000.00	880461LJ5
	7/1/2030	Serial Bonds	2.7500	1,475,000.00	0.00	115,000.00	1,360,000.00	880461LK2
	1/1/2031	Serial Bonds	2.8000	1,505,000.00	0.00	115,000.00	1,390,000.00	880461LL0
	7/1/2031	Serial Bonds	2.8500	1,530,000.00	0.00	115,000.00	1,415,000.00	880461LB2

Bonds by Maturity

Bond Issue	Maturity Date	Bond Type	Interest Rate	Original Amount	Principal Matured	Principal Redeemed	Principal Outstanding	CUSIP
Bond Issue 2016-2	1/1/2032	Serial Bonds	2.9000	1,555,000.00	0.00	115,000.00	1,440,000.00	880461LM8
	7/1/2032	Serial Bonds	2.9500	1,590,000.00	0.00	120,000.00	1,470,000.00	880461LN6
	7/1/2036	Term Bonds	3.1000	13,910,000.00	0.00	8,380,000.00	5,530,000.00	880461LC0
	7/1/2041	Term Bonds	3.2500	12,235,000.00	0.00	7,375,000.00	4,860,000.00	880461LD8
	7/1/2046	Term Bonds	3.3500	12,670,000.00	0.00	7,785,000.00	4,885,000.00	880461LE6
	1/1/2047	Term Bonds	3.5000	24,615,000.00	290,000.00	21,710,000.00	2,615,000.00	880461KB3
	1/1/2047	Term Bonds	3.5000	22,405,000.00	265,000.00	19,835,000.00	2,305,000.00	880461LF3
				125,000,000.00	**10,680,000.00**	**78,130,000.00**	**36,190,000.00**	
Bond Issue 2016-3								
	7/1/2017	Serial Bonds	1.0000	1,635,000.00	1,635,000.00	0.00	0.00	880461LP1
	1/1/2018	Serial Bonds	1.1500	1,835,000.00	505,000.00	1,330,000.00	0.00	880461LQ9
	7/1/2018	Serial Bonds	1.2500	1,845,000.00	315,000.00	1,530,000.00	0.00	880461LR7
	1/1/2019	Serial Bonds	1.4610	1,860,000.00	1,490,000.00	370,000.00	0.00	880461LS5
	7/1/2019	Serial Bonds	1.5610	1,875,000.00	1,490,000.00	385,000.00	0.00	880461LT3
	1/1/2020	Serial Bonds	1.7450	1,890,000.00	1,505,000.00	385,000.00	0.00	880461LU0
	7/1/2020	Serial Bonds	1.8450	1,910,000.00	920,000.00	990,000.00	0.00	880461LV8
	1/1/2021	Serial Bonds	1.9450	1,925,000.00	0.00	1,925,000.00	0.00	880461LW6
	7/1/2021	Serial Bonds	2.0450	1,945,000.00	0.00	1,945,000.00	0.00	880461LX4
	1/1/2022	Serial Bonds	2.1290	1,970,000.00	0.00	1,970,000.00	0.00	880461LY2
	7/1/2022	Serial Bonds	2.2290	1,990,000.00	0.00	1,990,000.00	0.00	880461LZ9
	1/1/2023	Serial Bonds	2.3290	2,015,000.00	0.00	2,015,000.00	0.00	880461MA3
	7/1/2023	Serial Bonds	2.3790	2,040,000.00	1,165,000.00	875,000.00	0.00	880461MB1
	1/1/2024	Serial Bonds	2.4540	2,065,000.00	1,540,000.00	525,000.00	0.00	880461MC9
	7/1/2024	Serial Bonds	2.5540	2,095,000.00	1,005,000.00	1,090,000.00	0.00	880461MD7
	1/1/2025	Serial Bonds	2.6040	2,125,000.00	1,580,000.00	545,000.00	0.00	880461ME5
	7/1/2025	Serial Bonds	2.6540	2,155,000.00	1,605,000.00	550,000.00	0.00	880461MF2

2013 Resolution Date Created: **10/8/2026 7:36 AM** Page: 4-012

Bonds by Maturity

Bond Issue	Maturity Date	Bond Type	Interest Rate	Original Amount	Principal Matured	Principal Redeemed	Principal Outstanding	CUSIP
Bond Issue 2016-3	1/1/2026	Serial Bonds	2.7040	2,185,000.00	1,185,000.00	1,000,000.00	0.00	880461MG0
	7/1/2026	Serial Bonds	2.8040	2,220,000.00	1,650,000.00	570,000.00	0.00	880461MH8
	1/1/2027	Serial Bonds	2.8540	2,255,000.00	0.00	590,000.00	1,665,000.00	880461MJ4
	7/1/2027	Serial Bonds	2.9540	2,290,000.00	0.00	2,290,000.00	0.00	880461MK1
	1/1/2028	Serial Bonds	3.0040	2,330,000.00	0.00	2,330,000.00	0.00	880461ML9
	7/1/2031	Term Bonds	3.5000	17,545,000.00	0.00	17,545,000.00	0.00	880461MM7
				62,000,000.00	**17,590,000.00**	**42,745,000.00**	**1,665,000.00**	
Bond Issue 2017-1								
	1/1/2018	Serial Bonds	0.9500	825,000.00	285,000.00	540,000.00	0.00	880461MN5
	7/1/2018	Serial Bonds	1.0500	950,000.00	550,000.00	400,000.00	0.00	880461MP0
	1/1/2019	Serial Bonds	1.2500	960,000.00	945,000.00	15,000.00	0.00	880461MQ8
	7/1/2019	Serial Bonds	1.3500	965,000.00	950,000.00	15,000.00	0.00	880461MR6
	1/1/2020	Serial Bonds	1.4500	975,000.00	960,000.00	15,000.00	0.00	880461MS4
	7/1/2020	Serial Bonds	1.5500	980,000.00	0.00	980,000.00	0.00	880461MT2
	1/1/2021	Serial Bonds	1.7000	990,000.00	0.00	990,000.00	0.00	880461MU9
	7/1/2021	Serial Bonds	1.8000	1,005,000.00	0.00	1,005,000.00	0.00	880461MV7
	1/1/2022	Serial Bonds	1.9500	1,015,000.00	0.00	1,015,000.00	0.00	880461MW5
	7/1/2022	Serial Bonds	2.0000	1,025,000.00	0.00	1,025,000.00	0.00	880461MX3
	1/1/2023	Serial Bonds	2.2500	1,040,000.00	0.00	1,040,000.00	0.00	880461MY1
	7/1/2023	Serial Bonds	2.3000	1,050,000.00	0.00	1,050,000.00	0.00	880461MZ8
	1/1/2024	Serial Bonds	2.4500	1,065,000.00	975,000.00	90,000.00	0.00	880461NA2
	7/1/2024	Serial Bonds	2.5000	1,080,000.00	0.00	1,080,000.00	0.00	880461NB0
	1/1/2025	Serial Bonds	2.7500	1,095,000.00	985,000.00	110,000.00	0.00	880461NC8
	7/1/2025	Serial Bonds	2.8000	1,115,000.00	1,005,000.00	110,000.00	0.00	880461ND6
	1/1/2026	Serial Bonds	2.9500	1,130,000.00	395,000.00	735,000.00	0.00	880461NE4
	7/1/2026	Serial Bonds	2.9500	1,145,000.00	1,035,000.00	110,000.00	0.00	880461NF1

Bonds by Maturity

Bond Issue	Maturity Date	Bond Type	Interest Rate	Original Amount	Principal Matured	Principal Redeemed	Principal Outstanding	CUSIP
Bond Issue 2017-1	1/1/2027	Serial Bonds	3.0500	1,165,000.00	0.00	115,000.00	1,050,000.00	880461NG9
	7/1/2027	Serial Bonds	3.0500	1,185,000.00	0.00	130,000.00	1,055,000.00	880461NH7
	1/1/2028	Serial Bonds	3.1500	1,205,000.00	0.00	130,000.00	1,075,000.00	880461NM6
	7/1/2028	Serial Bonds	3.1500	1,225,000.00	0.00	130,000.00	1,095,000.00	880461NN4
	7/1/2032	Term Bonds	3.6250	10,740,000.00	0.00	9,110,000.00	1,630,000.00	880461NJ3
	7/1/2039	Term Bonds	4.0000	22,370,000.00	0.00	19,025,000.00	3,345,000.00	880461NK0
	7/1/2042	Term Bonds	4.0000	43,700,000.00	745,000.00	36,920,000.00	6,035,000.00	880461NL8
				100,000,000.00	**8,830,000.00**	**75,885,000.00**	**15,285,000.00**	
Bond Issue 2017-2								
	1/1/2018	Serial Bonds	0.9000	1,340,000.00	1,340,000.00	0.00	0.00	880461NQ7
	7/1/2018	Serial Bonds	1.0000	2,660,000.00	470,000.00	2,190,000.00	0.00	880461NR5
	1/1/2019	Serial Bonds	1.1000	2,680,000.00	2,570,000.00	110,000.00	0.00	880461NS3
	7/1/2019	Serial Bonds	1.1500	2,700,000.00	2,585,000.00	115,000.00	0.00	880461NT1
	1/1/2020	Serial Bonds	1.2500	2,725,000.00	2,610,000.00	115,000.00	0.00	880461NU8
	7/1/2020	Serial Bonds	1.3500	2,745,000.00	1,210,000.00	1,535,000.00	0.00	880461NV6
	1/1/2021	Serial Bonds	1.4500	2,775,000.00	0.00	2,775,000.00	0.00	880461NW4
	7/1/2021	Serial Bonds	1.5500	2,800,000.00	0.00	2,800,000.00	0.00	880461NX2
	1/1/2022	Serial Bonds	1.6500	2,830,000.00	0.00	2,830,000.00	0.00	880461NY0
	7/1/2022	Serial Bonds	1.7500	2,865,000.00	0.00	2,865,000.00	0.00	880461NZ7
	1/1/2023	Serial Bonds	1.8500	2,895,000.00	0.00	2,895,000.00	0.00	880461PA0
	7/1/2023	Serial Bonds	1.9000	2,930,000.00	0.00	2,930,000.00	0.00	880461PB8
	1/1/2024	Serial Bonds	2.0500	2,970,000.00	2,730,000.00	240,000.00	0.00	880461PC6
	7/1/2024	Serial Bonds	2.1500	3,010,000.00	1,070,000.00	1,940,000.00	0.00	880461PD4
	1/1/2025	Serial Bonds	2.2500	3,050,000.00	2,790,000.00	260,000.00	0.00	880461PE2
	7/1/2025	Serial Bonds	2.4000	3,095,000.00	2,835,000.00	260,000.00	0.00	880461PF9
	1/1/2026	Serial Bonds	2.5500	3,140,000.00	1,620,000.00	1,520,000.00	0.00	880461PG7

Bonds by Maturity

Bond Issue	Maturity Date	Bond Type	Interest Rate	Original Amount	Principal Matured	Principal Redeemed	Principal Outstanding	CUSIP
Bond Issue 2017-2	7/1/2026	Serial Bonds	2.6000	3,190,000.00	2,925,000.00	265,000.00	0.00	880461PH5
	1/1/2027	Serial Bonds	2.7000	3,240,000.00	0.00	270,000.00	2,970,000.00	880461PJ1
	7/1/2027	Serial Bonds	2.8000	3,290,000.00	0.00	275,000.00	3,015,000.00	880461PK8
	1/1/2028	Serial Bonds	2.8500	3,345,000.00	0.00	275,000.00	3,070,000.00	880461PL6
	7/1/2028	Serial Bonds	2.9500	3,400,000.00	0.00	285,000.00	3,115,000.00	880461PM4
	1/1/2029	Serial Bonds	3.0000	3,455,000.00	0.00	290,000.00	3,165,000.00	880461PN2
	7/1/2029	Serial Bonds	3.0500	3,525,000.00	0.00	300,000.00	3,225,000.00	880461PP7
	1/1/2030	Serial Bonds	3.1500	3,595,000.00	0.00	315,000.00	3,280,000.00	880461PQ5
	7/1/2032	Term Bonds	3.3500	19,085,000.00	0.00	13,555,000.00	5,530,000.00	880461PR3
	7/1/2036	Term Bonds	3.7000	33,465,000.00	0.00	23,790,000.00	9,675,000.00	880461PS1
	1/1/2042	Term Bonds	4.0000	23,110,000.00	0.00	18,875,000.00	4,235,000.00	880461NP9
	1/1/2042	Term Bonds	4.0000	25,090,000.00	0.00	20,475,000.00	4,615,000.00	880461PT9
				175,000,000.00	**24,755,000.00**	**104,350,000.00**	**45,895,000.00**	
Bond Issue 2017-3								
	7/1/2018	Serial Bonds	0.8000	530,000.00	315,000.00	215,000.00	0.00	880461PU6
	1/1/2019	Serial Bonds	0.9000	655,000.00	655,000.00	0.00	0.00	880461PV4
	7/1/2019	Serial Bonds	1.0000	660,000.00	660,000.00	0.00	0.00	880461PW2
	1/1/2020	Serial Bonds	1.0500	670,000.00	670,000.00	0.00	0.00	880461PX0
	7/1/2020	Serial Bonds	1.1500	670,000.00	170,000.00	500,000.00	0.00	880461PY8
	1/1/2021	Serial Bonds	1.3000	680,000.00	0.00	680,000.00	0.00	880461PZ5
	7/1/2021	Serial Bonds	1.3500	685,000.00	0.00	685,000.00	0.00	880461QA9
	1/1/2022	Serial Bonds	1.4500	695,000.00	0.00	695,000.00	0.00	880461QB7
	7/1/2022	Serial Bonds	1.4500	705,000.00	0.00	705,000.00	0.00	880461QC5
	1/1/2023	Serial Bonds	1.7000	710,000.00	0.00	710,000.00	0.00	880461QD3
	7/1/2023	Serial Bonds	1.8000	720,000.00	0.00	720,000.00	0.00	880461QE1
	1/1/2024	Serial Bonds	1.9000	730,000.00	660,000.00	70,000.00	0.00	880461QF8

Bonds by Maturity

Bond Issue	Maturity Date	Bond Type	Interest Rate	Original Amount	Principal Matured	Principal Redeemed	Principal Outstanding	CUSIP
Bond Issue 2017-3	7/1/2024	Serial Bonds	1.9500	735,000.00	0.00	735,000.00	0.00	880461QG6
	1/1/2025	Serial Bonds	2.0500	750,000.00	550,000.00	200,000.00	0.00	880461QH4
	7/1/2025	Serial Bonds	2.1000	760,000.00	560,000.00	200,000.00	0.00	880461QJ0
	1/1/2026	Serial Bonds	2.3000	775,000.00	0.00	775,000.00	0.00	880461QK7
	7/1/2026	Serial Bonds	2.3500	785,000.00	580,000.00	205,000.00	0.00	880461QL5
	1/1/2027	Serial Bonds	2.4500	795,000.00	0.00	205,000.00	590,000.00	880461QM3
	7/1/2027	Serial Bonds	2.5000	810,000.00	0.00	205,000.00	605,000.00	880461QN1
	1/1/2028	Serial Bonds	2.6000	820,000.00	0.00	215,000.00	605,000.00	880461QP6
	7/1/2028	Serial Bonds	2.6500	840,000.00	0.00	215,000.00	625,000.00	880461QQ4
	1/1/2029	Serial Bonds	2.7500	855,000.00	0.00	225,000.00	630,000.00	880461QR2
	7/1/2029	Serial Bonds	2.8000	870,000.00	0.00	215,000.00	655,000.00	880461QS0
	1/1/2031	Term Bonds	3.0000	2,720,000.00	0.00	1,065,000.00	1,655,000.00	880461QT8
	7/1/2032	Term Bonds	3.1500	2,890,000.00	0.00	1,135,000.00	1,755,000.00	880461QU5
	7/1/2037	Term Bonds	3.4000	11,075,000.00	0.00	4,360,000.00	6,715,000.00	880461QV3
	7/1/2042	Term Bonds	3.6000	13,800,000.00	0.00	5,435,000.00	8,365,000.00	880461QW1
	7/1/2047	Term Bonds	3.6500	17,260,000.00	0.00	6,815,000.00	10,445,000.00	880461QX9
	1/1/2048	Term Bonds	3.5000	35,250,000.00	370,000.00	32,605,000.00	2,275,000.00	880461QY7
				99,900,000.00	**5,190,000.00**	**59,790,000.00**	**34,920,000.00**	
Bond Issue 2017-4								
	7/1/2018	Serial Bonds	0.9500	440,000.00	440,000.00	0.00	0.00	880461QZ4
	1/1/2019	Serial Bonds	1.1500	1,075,000.00	1,065,000.00	10,000.00	0.00	880461RA8
	7/1/2019	Serial Bonds	1.2500	1,240,000.00	1,230,000.00	10,000.00	0.00	880461RB6
	1/1/2020	Serial Bonds	1.3500	1,255,000.00	1,245,000.00	10,000.00	0.00	880461RC4
	7/1/2020	Serial Bonds	1.4500	1,265,000.00	755,000.00	510,000.00	0.00	880461RD2
	1/1/2021	Serial Bonds	1.5000	1,275,000.00	0.00	1,275,000.00	0.00	880461RE0
	7/1/2021	Serial Bonds	1.6000	1,290,000.00	0.00	1,290,000.00	0.00	880461RF7

Bonds by Maturity

Bond Issue	Maturity Date	Bond Type	Interest Rate	Original Amount	Principal Matured	Principal Redeemed	Principal Outstanding	CUSIP
Bond Issue 2017-4	1/1/2022	Serial Bonds	1.6500	1,305,000.00	0.00	1,305,000.00	0.00	880461RG5
	7/1/2022	Serial Bonds	1.7500	1,315,000.00	0.00	1,315,000.00	0.00	880461RH3
	1/1/2023	Serial Bonds	1.8000	330,000.00	0.00	330,000.00	0.00	880461RK6
	1/1/2023	Serial Bonds	1.8000	1,000,000.00	0.00	1,000,000.00	0.00	880461RJ9
	7/1/2023	Serial Bonds	1.9000	1,350,000.00	0.00	1,350,000.00	0.00	880461RL4
	1/1/2024	Serial Bonds	2.0000	1,365,000.00	1,320,000.00	45,000.00	0.00	880461RM2
	7/1/2024	Serial Bonds	2.0000	1,385,000.00	275,000.00	1,110,000.00	0.00	880461RN0
	1/1/2025	Serial Bonds	2.1000	1,405,000.00	1,260,000.00	145,000.00	0.00	880461RP5
	7/1/2025	Serial Bonds	2.2000	1,425,000.00	1,275,000.00	150,000.00	0.00	880461RQ3
	1/1/2026	Serial Bonds	2.3000	1,445,000.00	550,000.00	895,000.00	0.00	880461RR1
	7/1/2026	Serial Bonds	2.3500	1,465,000.00	1,300,000.00	165,000.00	0.00	880461RS9
	1/1/2027	Serial Bonds	2.4500	1,490,000.00	0.00	170,000.00	1,320,000.00	880461RT7
	7/1/2027	Serial Bonds	2.5000	1,515,000.00	0.00	175,000.00	1,340,000.00	880461RU4
	1/1/2028	Serial Bonds	2.6500	1,540,000.00	0.00	175,000.00	1,365,000.00	880461RV2
	7/1/2028	Serial Bonds	2.7000	1,565,000.00	0.00	175,000.00	1,390,000.00	880461RW0
	1/1/2029	Serial Bonds	2.7500	1,590,000.00	0.00	180,000.00	1,410,000.00	880461RX8
	7/1/2029	Serial Bonds	2.8000	1,620,000.00	0.00	180,000.00	1,440,000.00	880461RY6
	1/1/2030	Serial Bonds	2.8500	1,650,000.00	0.00	180,000.00	1,470,000.00	880461SD1
	7/1/2030	Serial Bonds	2.9000	1,680,000.00	0.00	180,000.00	1,500,000.00	880461SE9
	7/1/2032	Term Bonds	3.0000	7,055,000.00	0.00	2,690,000.00	4,365,000.00	880461RZ3
	7/1/2037	Term Bonds	3.3500	10,745,000.00	0.00	4,110,000.00	6,635,000.00	880461SA7
	7/1/2040	Term Bonds	3.4500	21,820,000.00	0.00	8,330,000.00	13,490,000.00	880461SB5
	7/1/2048	Term Bonds	4.0000	26,000,000.00	0.00	22,455,000.00	3,545,000.00	880461SC3
				99,900,000.00	**10,715,000.00**	**49,915,000.00**	**39,270,000.00**	
Bond Issue 2018-1								
	1/1/2019	Serial Bonds	1.4000	760,000.00	760,000.00	0.00	0.00	880461SG4

Bonds by Maturity

Bond Issue	Maturity Date	Bond Type	Interest Rate	Original Amount	Principal Matured	Principal Redeemed	Principal Outstanding	CUSIP
Bond Issue 2018-1	7/1/2019	Serial Bonds	1.5000	970,000.00	970,000.00	0.00	0.00	880461SH2
	1/1/2020	Serial Bonds	1.6250	980,000.00	980,000.00	0.00	0.00	880461SJ8
	7/1/2020	Serial Bonds	1.7500	990,000.00	0.00	990,000.00	0.00	880461SK5
	1/1/2021	Serial Bonds	1.8500	1,000,000.00	0.00	1,000,000.00	0.00	880461SL3
	7/1/2021	Serial Bonds	2.0000	1,010,000.00	0.00	1,010,000.00	0.00	880461SM1
	1/1/2022	Serial Bonds	2.0500	1,020,000.00	0.00	1,020,000.00	0.00	880461SN9
	7/1/2022	Serial Bonds	2.1500	1,035,000.00	0.00	1,035,000.00	0.00	880461SP4
	1/1/2023	Serial Bonds	2.2500	1,045,000.00	0.00	1,045,000.00	0.00	880461SQ2
	7/1/2023	Serial Bonds	2.3750	1,060,000.00	0.00	1,060,000.00	0.00	880461SR0
	1/1/2024	Serial Bonds	2.4500	1,075,000.00	1,050,000.00	25,000.00	0.00	880461SS8
	7/1/2024	Serial Bonds	2.5500	1,085,000.00	160,000.00	925,000.00	0.00	880461ST6
	1/1/2025	Serial Bonds	2.6000	1,100,000.00	1,070,000.00	30,000.00	0.00	880461SU3
	7/1/2025	Serial Bonds	2.6500	1,115,000.00	1,060,000.00	55,000.00	0.00	880461SV1
	1/1/2026	Serial Bonds	2.8000	1,130,000.00	80,000.00	1,050,000.00	0.00	880461SW9
	7/1/2026	Serial Bonds	2.8000	1,150,000.00	1,085,000.00	65,000.00	0.00	880461SX7
	1/1/2027	Serial Bonds	2.9000	1,170,000.00	0.00	65,000.00	1,105,000.00	880461SY5
	7/1/2027	Serial Bonds	2.9500	1,185,000.00	0.00	65,000.00	1,120,000.00	880461SZ2
	1/1/2028	Serial Bonds	3.0000	1,205,000.00	0.00	65,000.00	1,140,000.00	880461TA6
	7/1/2028	Serial Bonds	3.0500	1,225,000.00	0.00	70,000.00	1,155,000.00	880461TB4
	1/1/2029	Serial Bonds	3.1500	1,245,000.00	0.00	70,000.00	1,175,000.00	880461TC2
	7/1/2029	Serial Bonds	3.2500	1,270,000.00	0.00	70,000.00	1,200,000.00	880461TD0
	1/1/2030	Serial Bonds	3.3000	1,290,000.00	0.00	75,000.00	1,215,000.00	880461TE8
	7/1/2030	Serial Bonds	3.3500	1,315,000.00	0.00	80,000.00	1,235,000.00	880461TF5
	1/1/2031	Serial Bonds	3.4500	1,335,000.00	0.00	80,000.00	1,255,000.00	880461TL2
	7/1/2031	Serial Bonds	3.5000	1,360,000.00	0.00	90,000.00	1,270,000.00	880461TM0
	7/1/2033	Term Bonds	3.6000	5,695,000.00	0.00	3,205,000.00	2,490,000.00	880461TG3

Bonds by Maturity

Bond Issue	Maturity Date	Bond Type	Interest Rate	Original Amount	Principal Matured	Principal Redeemed	Principal Outstanding	CUSIP
Bond Issue 2018-1	7/1/2038	Term Bonds	3.8500	16,360,000.00	0.00	9,200,000.00	7,160,000.00	880461TH1
	7/1/2042	Term Bonds	3.9000	13,320,000.00	0.00	7,495,000.00	5,825,000.00	880461TJ7
	1/1/2043	Term Bonds	4.0000	35,400,000.00	975,000.00	29,240,000.00	5,185,000.00	880461TK4
				99,900,000.00	**8,190,000.00**	**59,180,000.00**	**32,530,000.00**	
Bond Issue 2018-2								
	1/1/2019	Serial Bonds	1.7500	480,000.00	480,000.00	0.00	0.00	880461TN8
	7/1/2019	Serial Bonds	1.8500	1,645,000.00	795,000.00	850,000.00	0.00	880461TP3
	1/1/2020	Serial Bonds	1.9500	1,660,000.00	1,095,000.00	565,000.00	0.00	880461TQ1
	7/1/2020	Serial Bonds	2.0500	1,680,000.00	505,000.00	1,175,000.00	0.00	880461TR9
	1/1/2021	Serial Bonds	2.2000	1,695,000.00	0.00	1,695,000.00	0.00	880461TS7
	7/1/2021	Serial Bonds	2.2500	1,715,000.00	0.00	1,715,000.00	0.00	880461TT5
	1/1/2022	Serial Bonds	2.3000	1,740,000.00	0.00	1,740,000.00	0.00	880461TU2
	7/1/2022	Serial Bonds	2.3500	1,760,000.00	0.00	1,760,000.00	0.00	880461TV0
	1/1/2023	Serial Bonds	2.4000	1,785,000.00	0.00	1,785,000.00	0.00	880461TW8
	7/1/2023	Serial Bonds	2.4500	1,805,000.00	0.00	1,805,000.00	0.00	880461TX6
	1/1/2024	Serial Bonds	2.5500	1,830,000.00	1,760,000.00	70,000.00	0.00	880461TY4
	7/1/2024	Serial Bonds	2.6000	1,860,000.00	0.00	1,860,000.00	0.00	880461TZ1
	1/1/2025	Serial Bonds	2.6500	1,885,000.00	1,785,000.00	100,000.00	0.00	880461UA4
	7/1/2025	Serial Bonds	2.7000	1,915,000.00	1,815,000.00	100,000.00	0.00	880461UB2
	1/1/2026	Serial Bonds	2.8000	1,940,000.00	0.00	1,940,000.00	0.00	880461UC0
	7/1/2026	Serial Bonds	2.8500	1,975,000.00	1,870,000.00	105,000.00	0.00	880461UD8
	1/1/2027	Serial Bonds	2.9500	2,005,000.00	0.00	210,000.00	1,795,000.00	880461UE6
	7/1/2027	Serial Bonds	3.0000	2,035,000.00	0.00	215,000.00	1,820,000.00	880461UF3
	1/1/2028	Serial Bonds	3.0000	2,070,000.00	0.00	215,000.00	1,855,000.00	880461UG1
	7/1/2028	Serial Bonds	3.0500	2,105,000.00	0.00	215,000.00	1,890,000.00	880461UH9
	1/1/2029	Serial Bonds	3.1000	2,140,000.00	0.00	220,000.00	1,920,000.00	880461UJ5

Bonds by Maturity

Bond Issue	Maturity Date	Bond Type	Interest Rate	Original Amount	Principal Matured	Principal Redeemed	Principal Outstanding	CUSIP
Bond Issue 2018-2	7/1/2029	Serial Bonds	3.1500	2,175,000.00	0.00	230,000.00	1,945,000.00	880461UK2
	1/1/2030	Serial Bonds	3.2500	2,215,000.00	0.00	230,000.00	1,985,000.00	880461UL0
	7/1/2030	Serial Bonds	3.3000	2,255,000.00	0.00	230,000.00	2,025,000.00	880461UM8
	1/1/2031	Serial Bonds	3.3500	2,295,000.00	0.00	235,000.00	2,060,000.00	880461UN6
	7/1/2031	Serial Bonds	3.4000	2,335,000.00	0.00	235,000.00	2,100,000.00	880461UP1
	7/1/2033	Term Bonds	3.5000	9,795,000.00	0.00	4,890,000.00	4,905,000.00	880461UQ9
	7/1/2038	Term Bonds	3.7000	28,185,000.00	0.00	14,100,000.00	14,085,000.00	880461UR7
	7/1/2042	Term Bonds	3.8500	24,420,000.00	0.00	12,215,000.00	12,205,000.00	880461US5
	1/1/2049	Term Bonds	4.0000	48,600,000.00	0.00	40,185,000.00	8,415,000.00	880461UT3
				160,000,000.00	**10,105,000.00**	**90,890,000.00**	**59,005,000.00**	
Bond Issue 2018-3								
	7/1/2019	Serial Bonds	1.5000	785,000.00	785,000.00	0.00	0.00	880461UU0
	1/1/2020	Serial Bonds	1.6500	940,000.00	940,000.00	0.00	0.00	880461UV8
	7/1/2020	Serial Bonds	1.7500	980,000.00	340,000.00	640,000.00	0.00	880461UW6
	1/1/2021	Serial Bonds	1.9000	990,000.00	0.00	990,000.00	0.00	880461UX4
	7/1/2021	Serial Bonds	2.0000	1,000,000.00	0.00	1,000,000.00	0.00	880461UY2
	1/1/2022	Serial Bonds	2.0500	1,015,000.00	0.00	1,015,000.00	0.00	880461UZ9
	7/1/2022	Serial Bonds	2.1500	1,025,000.00	0.00	1,025,000.00	0.00	880461VA3
	1/1/2023	Serial Bonds	2.2000	1,040,000.00	0.00	1,040,000.00	0.00	880461VB1
	7/1/2023	Serial Bonds	2.2500	1,050,000.00	0.00	1,050,000.00	0.00	880461VC9
	1/1/2024	Serial Bonds	2.3500	1,065,000.00	1,005,000.00	60,000.00	0.00	880461VD7
	7/1/2024	Serial Bonds	2.4000	1,080,000.00	0.00	1,080,000.00	0.00	880461VE5
	1/1/2025	Serial Bonds	2.5500	1,095,000.00	1,025,000.00	70,000.00	0.00	880461VF2
	7/1/2025	Serial Bonds	2.6500	1,115,000.00	1,045,000.00	70,000.00	0.00	880461VG0
	1/1/2026	Serial Bonds	2.8000	1,125,000.00	0.00	1,125,000.00	0.00	880461VH8
	7/1/2026	Serial Bonds	2.8500	1,145,000.00	1,075,000.00	70,000.00	0.00	880461VJ4

Bonds by Maturity

Bond Issue	Maturity Date	Bond Type	Interest Rate	Original Amount	Principal Matured	Principal Redeemed	Principal Outstanding	CUSIP
Bond Issue 2018-3	1/1/2027	Serial Bonds	2.9000	1,165,000.00	0.00	70,000.00	1,095,000.00	880461VK1
	7/1/2027	Serial Bonds	2.9000	1,185,000.00	0.00	75,000.00	1,110,000.00	880461VL9
	1/1/2028	Serial Bonds	3.0000	1,205,000.00	0.00	75,000.00	1,130,000.00	880461VM7
	7/1/2028	Serial Bonds	3.0000	1,225,000.00	0.00	75,000.00	1,150,000.00	880461VN5
	1/1/2029	Serial Bonds	3.0500	1,245,000.00	0.00	75,000.00	1,170,000.00	880461VP0
	7/1/2029	Serial Bonds	3.0500	1,270,000.00	0.00	75,000.00	1,195,000.00	880461VQ8
	1/1/2030	Serial Bonds	3.2000	1,290,000.00	0.00	75,000.00	1,215,000.00	880461VR6
	7/1/2030	Serial Bonds	3.2000	1,315,000.00	0.00	75,000.00	1,240,000.00	880461VS4
	1/1/2031	Serial Bonds	3.3000	1,340,000.00	0.00	75,000.00	1,265,000.00	880461VT2
	7/1/2031	Serial Bonds	3.3000	1,365,000.00	0.00	85,000.00	1,280,000.00	880461VU9
	7/1/2033	Term Bonds	3.4500	5,740,000.00	0.00	2,225,000.00	3,515,000.00	880461VV7
	7/1/2038	Term Bonds	3.7500	16,540,000.00	0.00	6,455,000.00	10,085,000.00	880461VW5
	7/1/2043	Term Bonds	3.8500	20,335,000.00	0.00	7,940,000.00	12,395,000.00	880461VX3
	1/1/2049	Term Bonds	3.9500	26,830,000.00	0.00	10,475,000.00	16,355,000.00	880461VY1
	7/1/2049	Term Bonds	4.2500	52,400,000.00	730,000.00	44,155,000.00	7,515,000.00	880461VZ8
				149,900,000.00	**6,945,000.00**	**81,240,000.00**	**61,715,000.00**	
Bond Issue 2018-4								
	7/1/2019	Serial Bonds	1.8750	195,000.00	120,000.00	75,000.00	0.00	880461WA2
	1/1/2020	Serial Bonds	2.0000	1,520,000.00	965,000.00	555,000.00	0.00	880461WB0
	7/1/2020	Serial Bonds	2.1000	1,540,000.00	300,000.00	1,240,000.00	0.00	880461WC8
	1/1/2021	Serial Bonds	2.2000	1,555,000.00	0.00	1,555,000.00	0.00	880461WD6
	7/1/2021	Serial Bonds	2.2500	1,575,000.00	0.00	1,575,000.00	0.00	880461WE4
	1/1/2022	Serial Bonds	2.3500	1,595,000.00	0.00	1,595,000.00	0.00	880461WF1
	7/1/2022	Serial Bonds	2.4000	1,615,000.00	0.00	1,615,000.00	0.00	880461WG9
	1/1/2023	Serial Bonds	2.4500	1,635,000.00	0.00	1,635,000.00	0.00	880461WH7
	7/1/2023	Serial Bonds	2.5000	1,660,000.00	0.00	1,660,000.00	0.00	880461WJ3

Bonds by Maturity

Bond Issue	Maturity Date	Bond Type	Interest Rate	Original Amount	Principal Matured	Principal Redeemed	Principal Outstanding	CUSIP
Bond Issue 2018-4	1/1/2024	Serial Bonds	2.6000	1,685,000.00	1,610,000.00	75,000.00	0.00	880461WK0
	7/1/2024	Serial Bonds	2.6500	1,705,000.00	0.00	1,705,000.00	0.00	880461WL8
	1/1/2025	Serial Bonds	2.7500	1,725,000.00	1,585,000.00	140,000.00	0.00	880461WM6
	7/1/2025	Serial Bonds	2.8000	1,755,000.00	1,615,000.00	140,000.00	0.00	880461WN4
	1/1/2026	Serial Bonds	2.9000	1,785,000.00	0.00	1,785,000.00	0.00	880461WP9
	7/1/2026	Serial Bonds	2.9500	1,810,000.00	1,660,000.00	150,000.00	0.00	880461WQ7
	1/1/2027	Serial Bonds	3.0500	1,840,000.00	0.00	150,000.00	1,690,000.00	880461WR5
	7/1/2027	Serial Bonds	3.1000	1,870,000.00	0.00	150,000.00	1,720,000.00	880461WS3
	1/1/2028	Serial Bonds	3.1500	1,900,000.00	0.00	150,000.00	1,750,000.00	880461WT1
	7/1/2028	Serial Bonds	3.2000	1,935,000.00	0.00	155,000.00	1,780,000.00	880461WU8
	1/1/2029	Serial Bonds	3.2500	1,970,000.00	0.00	160,000.00	1,810,000.00	880461WV6
	7/1/2029	Serial Bonds	3.3000	2,005,000.00	0.00	160,000.00	1,845,000.00	880461WW4
	1/1/2030	Serial Bonds	3.3500	2,040,000.00	0.00	165,000.00	1,875,000.00	880461WX2
	7/1/2030	Serial Bonds	3.4000	2,080,000.00	0.00	165,000.00	1,915,000.00	880461WY0
	1/1/2031	Serial Bonds	3.5000	2,115,000.00	0.00	165,000.00	1,950,000.00	880461WZ7
	7/1/2031	Serial Bonds	3.5000	2,155,000.00	0.00	185,000.00	1,970,000.00	880461XA1
	7/1/2033	Term Bonds	3.6500	9,050,000.00	0.00	4,165,000.00	4,885,000.00	880461XB9
	7/1/2038	Term Bonds	3.9000	26,220,000.00	0.00	12,095,000.00	14,125,000.00	880461XC7
	7/1/2043	Term Bonds	4.0000	26,615,000.00	0.00	12,275,000.00	14,340,000.00	880461XD5
	1/1/2049	Term Bonds	4.0500	33,650,000.00	0.00	15,640,000.00	18,010,000.00	880461XE3
	7/1/2049	Term Bonds	4.5000	86,200,000.00	1,180,000.00	70,720,000.00	14,300,000.00	880461XF0
				225,000,000.00	**9,035,000.00**	**132,000,000.00**	**83,965,000.00**	
Bond Issue 2019-1								
	1/1/2020	Serial Bonds	1.6000	1,480,000.00	1,480,000.00	0.00	0.00	880461XG8
	7/1/2020	Serial Bonds	1.6500	1,695,000.00	980,000.00	715,000.00	0.00	880461XH6
	1/1/2021	Serial Bonds	1.7500	1,715,000.00	0.00	1,715,000.00	0.00	880461XJ2

Bonds by Maturity

Bond Issue	Maturity Date	Bond Type	Interest Rate	Original Amount	Principal Matured	Principal Redeemed	Principal Outstanding	CUSIP
Bond Issue 2019-1	7/1/2021	Serial Bonds	1.8000	1,735,000.00	0.00	1,735,000.00	0.00	880461XK9
	1/1/2022	Serial Bonds	1.8500	1,755,000.00	0.00	1,755,000.00	0.00	880461XL7
	7/1/2022	Serial Bonds	1.9000	1,780,000.00	0.00	1,780,000.00	0.00	880461XM5
	1/1/2023	Serial Bonds	1.9500	1,800,000.00	0.00	1,800,000.00	0.00	880461XN3
	7/1/2023	Serial Bonds	2.0500	1,825,000.00	0.00	1,825,000.00	0.00	880461XP8
	1/1/2024	Serial Bonds	2.1500	1,850,000.00	1,800,000.00	50,000.00	0.00	880461XQ6
	7/1/2024	Serial Bonds	2.2000	1,875,000.00	0.00	1,875,000.00	0.00	880461XR4
	1/1/2025	Serial Bonds	2.2500	1,900,000.00	1,830,000.00	70,000.00	0.00	880461XS2
	7/1/2025	Serial Bonds	2.3000	1,930,000.00	1,845,000.00	85,000.00	0.00	880461XT0
	1/1/2026	Serial Bonds	2.4000	1,960,000.00	0.00	1,960,000.00	0.00	880461XU7
	7/1/2026	Serial Bonds	2.5000	1,990,000.00	1,905,000.00	85,000.00	0.00	880461XV5
	1/1/2027	Serial Bonds	2.6000	2,020,000.00	0.00	85,000.00	1,935,000.00	880461XW3
	7/1/2027	Serial Bonds	2.6500	2,050,000.00	0.00	90,000.00	1,960,000.00	880461XX1
	1/1/2028	Serial Bonds	2.7500	2,085,000.00	0.00	90,000.00	1,995,000.00	880461XY9
	7/1/2028	Serial Bonds	2.8000	2,120,000.00	0.00	95,000.00	2,025,000.00	880461XZ6
	1/1/2029	Serial Bonds	2.8500	2,155,000.00	0.00	95,000.00	2,060,000.00	880461YA0
	7/1/2029	Serial Bonds	2.9000	2,195,000.00	0.00	95,000.00	2,100,000.00	880461YB8
	1/1/2030	Serial Bonds	2.9500	2,230,000.00	0.00	100,000.00	2,130,000.00	880461YC6
	7/1/2030	Serial Bonds	3.0000	2,270,000.00	0.00	100,000.00	2,170,000.00	880461YD4
	1/1/2031	Serial Bonds	3.1000	2,315,000.00	0.00	105,000.00	2,210,000.00	880461YE2
	7/1/2031	Serial Bonds	3.1500	2,355,000.00	0.00	105,000.00	2,250,000.00	880461YF9
	1/1/2032	Serial Bonds	3.2000	2,400,000.00	0.00	110,000.00	2,290,000.00	880461YG7
	7/1/2032	Serial Bonds	3.2500	2,445,000.00	0.00	110,000.00	2,335,000.00	880461YH5
	7/1/2034	Term Bonds	3.4000	10,270,000.00	0.00	4,340,000.00	5,930,000.00	880461YJ1
	7/1/2039	Term Bonds	3.7500	29,735,000.00	0.00	12,585,000.00	17,150,000.00	880461YK8
	1/1/2044	Term Bonds	3.9000	6,000,000.00	0.00	2,545,000.00	3,455,000.00	880461YN2

2013 Resolution Date Created: **10/8/2026 7:36 AM** Page: 4-023

Bonds by Maturity

Bond Issue	Maturity Date	Bond Type	Interest Rate	Original Amount	Principal Matured	Principal Redeemed	Principal Outstanding	CUSIP
Bond Issue 2019-1	7/1/2044	Term Bonds	4.0000	27,180,000.00	0.00	11,525,000.00	15,655,000.00	880461YL6
	1/1/2050	Term Bonds	4.2500	49,885,000.00	0.00	40,595,000.00	9,290,000.00	880461YM4
				175,000,000.00	**9,840,000.00**	**88,220,000.00**	**76,940,000.00**	
Bond Issue 2019-2								
	1/1/2020	Serial Bonds	1.4000	900,000.00	900,000.00	0.00	0.00	880461YP7
	7/1/2020	Serial Bonds	1.4500	2,405,000.00	1,890,000.00	515,000.00	0.00	880461YQ5
	1/1/2021	Serial Bonds	1.5500	2,480,000.00	0.00	2,480,000.00	0.00	880461YR3
	7/1/2021	Serial Bonds	1.6000	2,505,000.00	0.00	2,505,000.00	0.00	880461YS1
	1/1/2022	Serial Bonds	1.6500	2,530,000.00	0.00	2,530,000.00	0.00	880461YT9
	7/1/2022	Serial Bonds	1.6500	2,560,000.00	0.00	2,560,000.00	0.00	880461YU6
	1/1/2023	Serial Bonds	1.7000	2,590,000.00	0.00	2,590,000.00	0.00	880461YV4
	7/1/2023	Serial Bonds	1.7500	2,620,000.00	0.00	2,620,000.00	0.00	880461YW2
	1/1/2024	Serial Bonds	1.8000	2,655,000.00	2,600,000.00	55,000.00	0.00	880461YX0
	7/1/2024	Serial Bonds	1.8000	2,685,000.00	45,000.00	2,640,000.00	0.00	880461YY8
	1/1/2025	Serial Bonds	1.8500	2,720,000.00	2,525,000.00	195,000.00	0.00	880461YZ5
	7/1/2025	Serial Bonds	1.9000	2,755,000.00	2,555,000.00	200,000.00	0.00	880461ZA9
	1/1/2026	Serial Bonds	1.9500	2,790,000.00	255,000.00	2,535,000.00	0.00	880461ZB7
	7/1/2026	Serial Bonds	1.9500	2,830,000.00	2,630,000.00	200,000.00	0.00	880461ZC5
	1/1/2027	Serial Bonds	2.0000	2,870,000.00	0.00	205,000.00	2,665,000.00	880461ZD3
	7/1/2027	Serial Bonds	2.0500	2,910,000.00	0.00	210,000.00	2,700,000.00	880461ZE1
	1/1/2028	Serial Bonds	2.1500	2,885,000.00	0.00	205,000.00	2,680,000.00	880461ZF8
	7/1/2028	Serial Bonds	2.2000	2,880,000.00	0.00	205,000.00	2,675,000.00	880461ZG6
	1/1/2029	Serial Bonds	2.3000	2,915,000.00	0.00	210,000.00	2,705,000.00	880461ZH4
	7/1/2029	Serial Bonds	2.3500	2,960,000.00	0.00	215,000.00	2,745,000.00	880461ZJ0
	1/1/2030	Serial Bonds	2.4000	2,990,000.00	0.00	215,000.00	2,775,000.00	880461ZK7
	7/1/2030	Serial Bonds	2.4500	3,000,000.00	0.00	220,000.00	2,780,000.00	880461ZL5

Bonds by Maturity

Bond Issue	Maturity Date	Bond Type	Interest Rate	Original Amount	Principal Matured	Principal Redeemed	Principal Outstanding	CUSIP
Bond Issue 2019-2	1/1/2031	Serial Bonds	2.5000	3,050,000.00	0.00	215,000.00	2,835,000.00	880461ZM3
	7/1/2031	Serial Bonds	2.5500	3,100,000.00	0.00	220,000.00	2,880,000.00	880461ZN1
	1/1/2032	Serial Bonds	2.6000	3,155,000.00	0.00	230,000.00	2,925,000.00	880461ZP6
	7/1/2032	Serial Bonds	2.6500	3,210,000.00	0.00	250,000.00	2,960,000.00	880461ZQ4
	7/1/2034	Term Bonds	2.8000	13,420,000.00	0.00	5,300,000.00	8,120,000.00	880461ZR2
	7/1/2039	Term Bonds	3.0000	38,270,000.00	0.00	15,125,000.00	23,145,000.00	880461ZS0
	7/1/2041	Term Bonds	3.1000	14,260,000.00	0.00	5,630,000.00	8,630,000.00	880461ZT8
	1/1/2048	Term Bonds	4.0000	63,100,000.00	0.00	42,490,000.00	20,610,000.00	880461ZU5
				200,000,000.00	**13,400,000.00**	**92,770,000.00**	**93,830,000.00**	
Bond Issue 2019-3								
	7/1/2020	Serial Bonds	1.1000	600,000.00	600,000.00	0.00	0.00	880461ZV3
	1/1/2021	Serial Bonds	1.1500	980,000.00	0.00	980,000.00	0.00	880461ZW1
	7/1/2021	Serial Bonds	1.2000	990,000.00	0.00	990,000.00	0.00	880461ZX9
	1/1/2022	Serial Bonds	1.2500	995,000.00	0.00	995,000.00	0.00	880461ZY7
	7/1/2022	Serial Bonds	1.3000	1,005,000.00	0.00	1,005,000.00	0.00	880461ZZ4
	1/1/2023	Serial Bonds	1.3500	1,020,000.00	0.00	1,020,000.00	0.00	880461A24
	7/1/2023	Serial Bonds	1.3500	1,030,000.00	0.00	1,030,000.00	0.00	880461A32
	1/1/2024	Serial Bonds	1.3750	1,040,000.00	970,000.00	70,000.00	0.00	880461A40
	7/1/2024	Serial Bonds	1.4000	1,055,000.00	0.00	1,055,000.00	0.00	880461A57
	1/1/2025	Serial Bonds	1.5000	1,060,000.00	990,000.00	70,000.00	0.00	880461A65
	7/1/2025	Serial Bonds	1.5500	1,075,000.00	1,000,000.00	75,000.00	0.00	880461A73
	1/1/2026	Serial Bonds	1.6000	1,090,000.00	0.00	1,090,000.00	0.00	880461A81
	7/1/2026	Serial Bonds	1.6500	1,105,000.00	1,030,000.00	75,000.00	0.00	880461A99
	1/1/2027	Serial Bonds	1.7000	1,115,000.00	0.00	75,000.00	1,040,000.00	880461B23
	7/1/2027	Serial Bonds	1.7500	1,130,000.00	0.00	75,000.00	1,055,000.00	880461B31
	1/1/2028	Serial Bonds	1.8000	1,145,000.00	0.00	75,000.00	1,070,000.00	880461B49

Bonds by Maturity

Bond Issue	Maturity Date	Bond Type	Interest Rate	Original Amount	Principal Matured	Principal Redeemed	Principal Outstanding	CUSIP
Bond Issue 2019-3	7/1/2028	Serial Bonds	1.8500	1,160,000.00	0.00	75,000.00	1,085,000.00	880461B56
	1/1/2029	Serial Bonds	1.9000	1,175,000.00	0.00	75,000.00	1,100,000.00	880461B64
	7/1/2029	Serial Bonds	1.9500	1,195,000.00	0.00	80,000.00	1,115,000.00	880461B72
	1/1/2030	Serial Bonds	2.0000	1,210,000.00	0.00	80,000.00	1,130,000.00	880461B80
	7/1/2030	Serial Bonds	2.0500	1,225,000.00	0.00	80,000.00	1,145,000.00	880461B98
	1/1/2031	Serial Bonds	2.1000	1,245,000.00	0.00	80,000.00	1,165,000.00	880461C22
	7/1/2031	Serial Bonds	2.1500	1,265,000.00	0.00	80,000.00	1,185,000.00	880461C30
	1/1/2032	Serial Bonds	2.2500	1,285,000.00	0.00	85,000.00	1,200,000.00	880461C48
	7/1/2032	Serial Bonds	2.3000	1,305,000.00	0.00	90,000.00	1,215,000.00	880461C55
	7/1/2034	Term Bonds	2.4000	5,440,000.00	0.00	1,770,000.00	3,670,000.00	880461C63
	7/1/2039	Term Bonds	2.6000	15,430,000.00	0.00	5,055,000.00	10,375,000.00	880461C71
	7/1/2044	Term Bonds	2.8000	18,580,000.00	0.00	6,095,000.00	12,485,000.00	880461C89
	7/1/2049	Term Bonds	2.9500	22,550,000.00	0.00	7,410,000.00	15,140,000.00	880461C97
	1/1/2050	Term Bonds	3.7500	60,500,000.00	1,705,000.00	38,345,000.00	20,450,000.00	880461D39
				150,000,000.00	**6,295,000.00**	**68,080,000.00**	**75,625,000.00**	
Bond Issue 2019-4								
	7/1/2020	Serial Bonds	1.2000	730,000.00	730,000.00	0.00	0.00	880461D47
	1/1/2021	Serial Bonds	1.2500	1,470,000.00	0.00	1,470,000.00	0.00	880461D54
	7/1/2021	Serial Bonds	1.3000	1,650,000.00	0.00	1,650,000.00	0.00	880461D62
	1/1/2022	Serial Bonds	1.4000	1,660,000.00	0.00	1,660,000.00	0.00	880461D70
	7/1/2022	Serial Bonds	1.4000	1,680,000.00	0.00	1,680,000.00	0.00	880461D88
	1/1/2023	Serial Bonds	1.5000	1,695,000.00	0.00	1,695,000.00	0.00	880461D96
	7/1/2023	Serial Bonds	1.5000	1,710,000.00	0.00	1,710,000.00	0.00	880461E20
	1/1/2024	Serial Bonds	1.6000	1,725,000.00	1,655,000.00	70,000.00	0.00	880461E38
	7/1/2024	Serial Bonds	1.6000	1,745,000.00	0.00	1,745,000.00	0.00	880461E46
	1/1/2025	Serial Bonds	1.7000	1,760,000.00	1,650,000.00	110,000.00	0.00	880461E53

Bonds by Maturity

Bond Issue	Maturity Date	Bond Type	Interest Rate	Original Amount	Principal Matured	Principal Redeemed	Principal Outstanding	CUSIP
Bond Issue 2019-4	7/1/2025	Serial Bonds	1.7000	1,775,000.00	1,665,000.00	110,000.00	0.00	880461E61
	1/1/2026	Serial Bonds	1.8000	1,800,000.00	0.00	1,800,000.00	0.00	880461E79
	7/1/2026	Serial Bonds	1.8500	1,815,000.00	1,705,000.00	110,000.00	0.00	880461E87
	1/1/2027	Serial Bonds	1.9000	1,840,000.00	0.00	120,000.00	1,720,000.00	880461E95
	7/1/2027	Serial Bonds	1.9500	1,860,000.00	0.00	120,000.00	1,740,000.00	880461F29
	1/1/2028	Serial Bonds	2.0000	1,880,000.00	0.00	120,000.00	1,760,000.00	880461F37
	7/1/2028	Serial Bonds	2.0500	1,905,000.00	0.00	120,000.00	1,785,000.00	880461F45
	1/1/2029	Serial Bonds	2.1000	1,925,000.00	0.00	120,000.00	1,805,000.00	880461F52
	7/1/2029	Serial Bonds	2.1500	1,950,000.00	0.00	125,000.00	1,825,000.00	880461F60
	1/1/2030	Serial Bonds	2.2000	1,975,000.00	0.00	125,000.00	1,850,000.00	880461F78
	7/1/2030	Serial Bonds	2.2500	2,000,000.00	0.00	125,000.00	1,875,000.00	880461F86
	1/1/2031	Serial Bonds	2.3000	2,025,000.00	0.00	125,000.00	1,900,000.00	880461F94
	7/1/2031	Serial Bonds	2.3500	2,055,000.00	0.00	130,000.00	1,925,000.00	880461G28
	1/1/2032	Serial Bonds	2.4000	2,085,000.00	0.00	135,000.00	1,950,000.00	880461G36
	7/1/2032	Serial Bonds	2.4500	2,110,000.00	0.00	135,000.00	1,975,000.00	880461G44
	7/1/2034	Term Bonds	2.6500	8,755,000.00	0.00	2,875,000.00	5,880,000.00	880461G51
	7/1/2039	Term Bonds	2.9000	24,475,000.00	0.00	8,035,000.00	16,440,000.00	880461G69
	7/1/2044	Term Bonds	3.0500	19,345,000.00	0.00	6,360,000.00	12,985,000.00	880461G77
	7/1/2049	Term Bonds	3.1000	18,600,000.00	0.00	6,115,000.00	12,485,000.00	880461G85
	1/1/2050	Term Bonds	3.5000	84,000,000.00	2,780,000.00	49,555,000.00	31,665,000.00	880461G93
				200,000,000.00	**10,185,000.00**	**88,250,000.00**	**101,565,000.00**	
Bond Issue 2020-1								
	1/1/2021	Serial Bonds	0.8000	1,185,000.00	0.00	1,185,000.00	0.00	880461H27
	1/1/2021	Serial Bonds	1.3690	1,185,000.00	0.00	1,185,000.00	0.00	880461L89
	7/1/2021	Serial Bonds	0.8500	1,185,000.00	0.00	1,185,000.00	0.00	880461H35
	7/1/2021	Serial Bonds	1.3990	1,185,000.00	0.00	1,185,000.00	0.00	880461L97

Bonds by Maturity

Bond Issue	Maturity Date	Bond Type	Interest Rate	Original Amount	Principal Matured	Principal Redeemed	Principal Outstanding	CUSIP
Bond Issue 2020-1	1/1/2022	Serial Bonds	1.4190	1,195,000.00	0.00	1,195,000.00	0.00	880461M21
	1/1/2022	Serial Bonds	0.9500	1,195,000.00	0.00	1,195,000.00	0.00	880461H43
	7/1/2022	Serial Bonds	1.0000	1,200,000.00	0.00	1,200,000.00	0.00	880461H50
	7/1/2022	Serial Bonds	1.4490	1,200,000.00	0.00	1,200,000.00	0.00	880461M39
	1/1/2023	Serial Bonds	1.0500	1,205,000.00	0.00	1,205,000.00	0.00	880461H68
	1/1/2023	Serial Bonds	1.4480	1,205,000.00	0.00	1,205,000.00	0.00	880461M47
	7/1/2023	Serial Bonds	1.4980	1,220,000.00	0.00	1,220,000.00	0.00	880461M54
	7/1/2023	Serial Bonds	1.0500	1,220,000.00	0.00	1,220,000.00	0.00	880461H76
	1/1/2024	Serial Bonds	1.1000	1,225,000.00	1,180,000.00	45,000.00	0.00	880461H84
	1/1/2024	Serial Bonds	1.5300	1,225,000.00	1,175,000.00	50,000.00	0.00	880461M62
	7/1/2024	Serial Bonds	1.1000	1,235,000.00	0.00	1,235,000.00	0.00	880461H92
	7/1/2024	Serial Bonds	1.5500	1,235,000.00	0.00	1,235,000.00	0.00	880461M70
	1/1/2025	Serial Bonds	1.6500	1,250,000.00	1,180,000.00	70,000.00	0.00	880461M88
	1/1/2025	Serial Bonds	1.1250	1,250,000.00	1,190,000.00	60,000.00	0.00	880461J25
	7/1/2025	Serial Bonds	1.1500	1,250,000.00	1,190,000.00	60,000.00	0.00	880461J33
	7/1/2025	Serial Bonds	1.7200	1,250,000.00	1,180,000.00	70,000.00	0.00	880461M96
	1/1/2026	Serial Bonds	1.8110	1,265,000.00	155,000.00	1,110,000.00	0.00	880461N20
	1/1/2026	Serial Bonds	1.2500	1,265,000.00	160,000.00	1,105,000.00	0.00	880461J41
	7/1/2026	Serial Bonds	1.3000	1,280,000.00	1,220,000.00	60,000.00	0.00	880461J58
	7/1/2026	Serial Bonds	1.8610	1,280,000.00	1,210,000.00	70,000.00	0.00	880461N38
	1/1/2027	Serial Bonds	1.3500	1,290,000.00	0.00	65,000.00	1,225,000.00	880461J66
	1/1/2027	Serial Bonds	1.9110	1,290,000.00	0.00	70,000.00	1,220,000.00	880461N46
	7/1/2027	Serial Bonds	1.9610	1,300,000.00	0.00	70,000.00	1,230,000.00	880461N53
	7/1/2027	Serial Bonds	1.4000	1,300,000.00	0.00	65,000.00	1,235,000.00	880461J74
	1/1/2028	Serial Bonds	1.4500	1,310,000.00	0.00	70,000.00	1,240,000.00	880461J82
	1/1/2028	Serial Bonds	2.0700	1,310,000.00	0.00	125,000.00	1,185,000.00	880461N61

Bonds by Maturity

Bond Issue	Maturity Date	Bond Type	Interest Rate	Original Amount	Principal Matured	Principal Redeemed	Principal Outstanding	CUSIP
Bond Issue 2020-1	7/1/2028	Serial Bonds	2.1200	1,330,000.00	0.00	140,000.00	1,190,000.00	880461N79
	7/1/2028	Serial Bonds	1.4500	1,330,000.00	0.00	105,000.00	1,225,000.00	880461J90
	1/1/2029	Serial Bonds	1.5000	1,345,000.00	0.00	125,000.00	1,220,000.00	880461K23
	1/1/2029	Serial Bonds	2.1900	1,345,000.00	0.00	145,000.00	1,200,000.00	880461N87
	7/1/2029	Serial Bonds	2.2400	1,350,000.00	0.00	145,000.00	1,205,000.00	880461N95
	7/1/2029	Serial Bonds	1.5500	1,350,000.00	0.00	125,000.00	1,225,000.00	880461K31
	1/1/2030	Serial Bonds	1.6000	1,375,000.00	0.00	130,000.00	1,245,000.00	880461K49
	1/1/2030	Serial Bonds	2.2900	1,375,000.00	0.00	145,000.00	1,230,000.00	880461P28
	7/1/2030	Serial Bonds	2.3200	1,385,000.00	0.00	150,000.00	1,235,000.00	880461P36
	7/1/2030	Serial Bonds	1.6000	1,385,000.00	0.00	135,000.00	1,250,000.00	880461K56
	1/1/2031	Serial Bonds	1.6500	1,405,000.00	0.00	135,000.00	1,270,000.00	880461K64
	1/1/2031	Serial Bonds	2.3900	1,405,000.00	0.00	150,000.00	1,255,000.00	880461P44
	7/1/2031	Serial Bonds	2.4200	1,425,000.00	0.00	150,000.00	1,275,000.00	880461P51
	7/1/2031	Serial Bonds	1.7000	1,425,000.00	0.00	135,000.00	1,290,000.00	880461K72
	1/1/2032	Serial Bonds	1.7500	1,435,000.00	0.00	140,000.00	1,295,000.00	880461K80
	1/1/2032	Serial Bonds	2.4600	1,435,000.00	0.00	150,000.00	1,285,000.00	880461P69
	7/1/2032	Serial Bonds	2.4900	1,450,000.00	0.00	170,000.00	1,280,000.00	880461P77
	7/1/2032	Serial Bonds	1.8000	1,450,000.00	0.00	140,000.00	1,310,000.00	880461K98
	1/1/2033	Serial Bonds	1.8500	1,470,000.00	0.00	145,000.00	1,325,000.00	880461L22
	7/1/2033	Serial Bonds	1.9000	1,495,000.00	0.00	155,000.00	1,340,000.00	880461L30
	7/1/2035	Term Bonds	2.5400	9,140,000.00	0.00	3,055,000.00	6,085,000.00	880461P85
	7/1/2035	Term Bonds	2.0500	6,175,000.00	0.00	2,280,000.00	3,895,000.00	880461L48
	7/1/2040	Term Bonds	2.3000	17,125,000.00	0.00	6,315,000.00	10,810,000.00	880461L55
	7/1/2040	Term Bonds	2.8590	17,125,000.00	0.00	5,875,000.00	11,250,000.00	880461P93
	1/1/2044	Term Bonds	2.9390	12,750,000.00	0.00	4,365,000.00	8,385,000.00	880461Q27
	1/1/2044	Term Bonds	2.4000	12,750,000.00	0.00	4,775,000.00	7,975,000.00	880461L63

Bonds by Maturity

Bond Issue	Maturity Date	Bond Type	Interest Rate	Original Amount	Principal Matured	Principal Redeemed	Principal Outstanding	CUSIP
Bond Issue 2020-1	7/1/2050	Term Bonds	3.5000	29,890,000.00	0.00	18,105,000.00	11,785,000.00	880461L71
	7/1/2050	Term Bonds	3.7500	29,890,000.00	0.00	18,125,000.00	11,765,000.00	880461Q35
				200,000,000.00	**9,840,000.00**	**85,725,000.00**	**104,435,000.00**	
Bond Issue 2020-2								
	1/1/2021	Serial Bonds	1.0800	1,935,000.00	0.00	1,935,000.00	0.00	880461Q43
	7/1/2021	Serial Bonds	1.1300	2,185,000.00	0.00	2,185,000.00	0.00	880461Q50
	1/1/2022	Serial Bonds	1.1800	2,200,000.00	0.00	2,200,000.00	0.00	880461Q68
	7/1/2022	Serial Bonds	1.2800	2,220,000.00	0.00	2,220,000.00	0.00	880461Q76
	1/1/2023	Serial Bonds	1.4950	2,235,000.00	0.00	2,235,000.00	0.00	880461Q84
	7/1/2023	Serial Bonds	1.5450	2,255,000.00	0.00	2,255,000.00	0.00	880461Q92
	1/1/2024	Serial Bonds	1.7230	2,275,000.00	1,690,000.00	585,000.00	0.00	880461R26
	7/1/2024	Serial Bonds	1.7730	2,300,000.00	0.00	2,300,000.00	0.00	880461R34
	1/1/2025	Serial Bonds	1.8230	2,320,000.00	1,415,000.00	905,000.00	0.00	880461R42
	7/1/2025	Serial Bonds	1.9230	2,345,000.00	1,300,000.00	1,045,000.00	0.00	880461R59
	1/1/2026	Serial Bonds	2.0110	2,365,000.00	0.00	2,365,000.00	0.00	880461R67
	7/1/2026	Serial Bonds	2.0410	2,390,000.00	1,065,000.00	1,325,000.00	0.00	880461R75
	1/1/2027	Serial Bonds	2.1210	2,415,000.00	0.00	1,445,000.00	970,000.00	880461R83
	7/1/2027	Serial Bonds	2.1410	2,445,000.00	0.00	1,460,000.00	985,000.00	880461R91
	1/1/2028	Serial Bonds	2.2080	2,470,000.00	0.00	1,485,000.00	985,000.00	880461S25
	7/1/2028	Serial Bonds	2.2580	2,495,000.00	0.00	1,505,000.00	990,000.00	880461S33
	1/1/2029	Serial Bonds	2.3080	2,525,000.00	0.00	1,515,000.00	1,010,000.00	880461S41
	7/1/2029	Serial Bonds	2.3580	2,555,000.00	0.00	1,535,000.00	1,020,000.00	880461S58
	1/1/2030	Serial Bonds	2.4080	2,585,000.00	0.00	1,555,000.00	1,030,000.00	880461S66
	7/1/2030	Serial Bonds	2.4580	2,620,000.00	0.00	1,570,000.00	1,050,000.00	880461S74
	1/1/2031	Serial Bonds	2.5080	2,650,000.00	0.00	1,590,000.00	1,060,000.00	880461S82
	7/1/2031	Serial Bonds	2.5580	2,685,000.00	0.00	1,615,000.00	1,070,000.00	880461S90

Bonds by Maturity

Bond Issue	Maturity Date	Bond Type	Interest Rate	Original Amount	Principal Matured	Principal Redeemed	Principal Outstanding	CUSIP
Bond Issue 2020-2	1/1/2032	Serial Bonds	2.6080	2,720,000.00	0.00	1,635,000.00	1,085,000.00	880461T24
	7/1/2032	Serial Bonds	2.6580	2,760,000.00	0.00	1,665,000.00	1,095,000.00	880461T32
	1/1/2033	Serial Bonds	2.7080	2,800,000.00	0.00	1,675,000.00	1,125,000.00	880461T40
	7/1/2033	Serial Bonds	2.7580	2,845,000.00	0.00	2,025,000.00	820,000.00	880461T57
	7/1/2036	Term Bonds	2.9580	16,575,000.00	0.00	16,575,000.00	0.00	880461T65
	7/1/2040	Term Bonds	4.0000	28,330,000.00	0.00	24,735,000.00	3,595,000.00	880461T73
				108,500,000.00	**5,470,000.00**	**85,140,000.00**	**17,890,000.00**	
Bond Issue 2020-3								
	1/1/2021	Serial Bonds	0.8040	65,000.00	65,000.00	0.00	0.00	880461X45
	1/1/2021	Serial Bonds	0.3500	65,000.00	65,000.00	0.00	0.00	880461T81
	7/1/2021	Serial Bonds	0.4000	800,000.00	180,000.00	620,000.00	0.00	880461T99
	7/1/2021	Serial Bonds	0.8540	800,000.00	205,000.00	595,000.00	0.00	880461X52
	1/1/2022	Serial Bonds	0.9540	825,000.00	0.00	825,000.00	0.00	880461X60
	1/1/2022	Serial Bonds	0.4500	825,000.00	0.00	825,000.00	0.00	880461U22
	7/1/2022	Serial Bonds	0.5000	830,000.00	0.00	830,000.00	0.00	880461U30
	7/1/2022	Serial Bonds	1.0040	830,000.00	0.00	830,000.00	0.00	880461X78
	1/1/2023	Serial Bonds	1.0560	835,000.00	0.00	835,000.00	0.00	880461X86
	1/1/2023	Serial Bonds	0.7500	835,000.00	0.00	835,000.00	0.00	880461U48
	7/1/2023	Serial Bonds	0.7500	840,000.00	0.00	840,000.00	0.00	880461U55
	7/1/2023	Serial Bonds	1.1560	840,000.00	0.00	840,000.00	0.00	880461X94
	1/1/2024	Serial Bonds	0.9000	845,000.00	840,000.00	5,000.00	0.00	880461U63
	1/1/2024	Serial Bonds	1.2890	845,000.00	845,000.00	0.00	0.00	880461Y28
	7/1/2024	Serial Bonds	1.3890	855,000.00	0.00	855,000.00	0.00	880461Y36
	7/1/2024	Serial Bonds	0.9500	855,000.00	0.00	855,000.00	0.00	880461U71
	1/1/2025	Serial Bonds	1.0000	860,000.00	860,000.00	0.00	0.00	880461U89
	1/1/2025	Serial Bonds	1.4890	860,000.00	860,000.00	0.00	0.00	880461Y44

Bonds by Maturity

Bond Issue	Maturity Date	Bond Type	Interest Rate	Original Amount	Principal Matured	Principal Redeemed	Principal Outstanding	CUSIP
Bond Issue 2020-3	7/1/2025	Serial Bonds	1.5890	870,000.00	870,000.00	0.00	0.00	880461Y51
	7/1/2025	Serial Bonds	1.0500	870,000.00	870,000.00	0.00	0.00	880461U97
	1/1/2026	Serial Bonds	1.7950	880,000.00	0.00	880,000.00	0.00	880461Y69
	1/1/2026	Serial Bonds	1.2500	880,000.00	0.00	880,000.00	0.00	880461V21
	7/1/2026	Serial Bonds	1.3000	890,000.00	890,000.00	0.00	0.00	880461V39
	7/1/2026	Serial Bonds	1.8450	890,000.00	890,000.00	0.00	0.00	880461Y77
	1/1/2027	Serial Bonds	1.8950	900,000.00	0.00	0.00	900,000.00	880461Y85
	1/1/2027	Serial Bonds	1.4500	900,000.00	0.00	0.00	900,000.00	880461V47
	7/1/2027	Serial Bonds	1.5000	910,000.00	0.00	0.00	910,000.00	880461V54
	7/1/2027	Serial Bonds	1.9450	910,000.00	0.00	0.00	910,000.00	880461Y93
	1/1/2028	Serial Bonds	2.0790	920,000.00	0.00	0.00	920,000.00	880461Z27
	1/1/2028	Serial Bonds	1.7000	920,000.00	0.00	0.00	920,000.00	880461V62
	7/1/2028	Serial Bonds	1.7500	935,000.00	0.00	0.00	935,000.00	880461V70
	7/1/2028	Serial Bonds	2.1590	935,000.00	0.00	0.00	935,000.00	880461Z35
	1/1/2029	Serial Bonds	2.2090	945,000.00	0.00	0.00	945,000.00	880461Z43
	1/1/2029	Serial Bonds	1.8000	945,000.00	0.00	0.00	945,000.00	880461V88
	7/1/2029	Serial Bonds	1.8500	960,000.00	0.00	0.00	960,000.00	880461V96
	7/1/2029	Serial Bonds	2.2590	960,000.00	0.00	0.00	960,000.00	880461Z50
	1/1/2030	Serial Bonds	2.3090	970,000.00	0.00	0.00	970,000.00	880461Z68
	1/1/2030	Serial Bonds	1.9000	970,000.00	0.00	0.00	970,000.00	880461W20
	7/1/2030	Serial Bonds	1.9500	985,000.00	0.00	0.00	985,000.00	880461W38
	7/1/2030	Serial Bonds	2.3590	985,000.00	0.00	0.00	985,000.00	880461Z76
	1/1/2031	Serial Bonds	2.4090	995,000.00	0.00	0.00	995,000.00	880461Z84
	1/1/2031	Serial Bonds	2.0000	995,000.00	0.00	0.00	995,000.00	880461W46
	7/1/2031	Serial Bonds	2.0000	1,010,000.00	0.00	0.00	1,010,000.00	880461W53
	7/1/2031	Serial Bonds	2.4590	1,010,000.00	0.00	0.00	1,010,000.00	880461Z92

Bonds by Maturity

Bond Issue	Maturity Date	Bond Type	Interest Rate	Original Amount	Principal Matured	Principal Redeemed	Principal Outstanding	CUSIP
Bond Issue 2020-3	1/1/2032	Serial Bonds	2.5090	1,025,000.00	0.00	0.00	1,025,000.00	8804612A5
	1/1/2032	Serial Bonds	2.0500	1,025,000.00	0.00	0.00	1,025,000.00	880461W61
	7/1/2032	Serial Bonds	2.0500	1,040,000.00	0.00	0.00	1,040,000.00	880461W79
	7/1/2032	Serial Bonds	2.5590	1,040,000.00	0.00	0.00	1,040,000.00	8804612B3
	7/1/2035	Term Bonds	2.7090	6,570,000.00	0.00	1,180,000.00	5,390,000.00	8804612C1
	7/1/2035	Term Bonds	2.1000	6,570,000.00	0.00	1,210,000.00	5,360,000.00	880461W87
	7/1/2040	Term Bonds	2.3500	12,430,000.00	0.00	2,310,000.00	10,120,000.00	880461W95
	7/1/2040	Term Bonds	3.1040	12,430,000.00	0.00	2,265,000.00	10,165,000.00	8804612D9
	1/1/2045	Term Bonds	3.2540	11,845,000.00	0.00	2,150,000.00	9,695,000.00	8804612E7
	1/1/2045	Term Bonds	2.5500	11,845,000.00	0.00	2,215,000.00	9,630,000.00	880461X29
	7/1/2050	Term Bonds	3.5000	20,665,000.00	0.00	13,660,000.00	7,005,000.00	880461X37
	7/1/2050	Term Bonds	3.5000	20,665,000.00	0.00	13,705,000.00	6,960,000.00	8804612F4
				145,000,000.00	**7,440,000.00**	**50,045,000.00**	**87,515,000.00**	
Bond Issue 2020-4								
	7/1/2021	Serial Bonds	0.1500	1,310,000.00	1,310,000.00	0.00	0.00	8804612G2
	1/1/2022	Serial Bonds	0.2000	1,310,000.00	0.00	1,310,000.00	0.00	8804612H0
	7/1/2022	Serial Bonds	0.2500	1,315,000.00	0.00	1,315,000.00	0.00	8804612J6
	1/1/2023	Serial Bonds	0.3500	1,315,000.00	0.00	1,315,000.00	0.00	8804612K3
	7/1/2023	Serial Bonds	0.4000	1,325,000.00	0.00	1,325,000.00	0.00	8804612L1
	1/1/2024	Serial Bonds	0.4500	1,325,000.00	1,325,000.00	0.00	0.00	8804612M9
	7/1/2024	Serial Bonds	0.5000	1,330,000.00	0.00	1,330,000.00	0.00	8804612N7
	1/1/2025	Serial Bonds	0.6000	1,335,000.00	1,335,000.00	0.00	0.00	8804612P2
	7/1/2025	Serial Bonds	0.6500	1,340,000.00	1,340,000.00	0.00	0.00	8804612Q0
	1/1/2026	Serial Bonds	0.8000	1,345,000.00	0.00	1,345,000.00	0.00	8804612R8
	7/1/2026	Serial Bonds	0.8500	1,350,000.00	1,350,000.00	0.00	0.00	8804612S6
	1/1/2027	Serial Bonds	1.0000	1,365,000.00	0.00	0.00	1,365,000.00	8804612T4

Bonds by Maturity

Bond Issue	Maturity Date	Bond Type	Interest Rate	Original Amount	Principal Matured	Principal Redeemed	Principal Outstanding	CUSIP
Bond Issue 2020-4	7/1/2027	Serial Bonds	1.0500	1,370,000.00	0.00	0.00	1,370,000.00	8804612U1
	1/1/2028	Serial Bonds	1.3000	1,380,000.00	0.00	0.00	1,380,000.00	8804612V9
	7/1/2028	Serial Bonds	1.3500	1,390,000.00	0.00	0.00	1,390,000.00	8804612W7
	1/1/2029	Serial Bonds	1.5000	1,395,000.00	0.00	0.00	1,395,000.00	8804612X5
	7/1/2029	Serial Bonds	1.5500	1,410,000.00	0.00	0.00	1,410,000.00	8804612Y3
	1/1/2030	Serial Bonds	1.6500	1,420,000.00	0.00	0.00	1,420,000.00	8804612Z0
	7/1/2030	Serial Bonds	1.7000	1,430,000.00	0.00	0.00	1,430,000.00	8804613A4
	1/1/2031	Serial Bonds	1.8000	1,445,000.00	0.00	0.00	1,445,000.00	8804613B2
	7/1/2031	Serial Bonds	1.8500	1,455,000.00	0.00	0.00	1,455,000.00	8804613C0
	1/1/2032	Serial Bonds	1.8750	1,470,000.00	0.00	0.00	1,470,000.00	8804613D8
	7/1/2032	Serial Bonds	1.9000	1,485,000.00	0.00	0.00	1,485,000.00	8804613E6
	7/1/2035	Term Bonds	2.0000	9,230,000.00	0.00	1,285,000.00	7,945,000.00	8804613F3
	7/1/2040	Term Bonds	2.1500	16,765,000.00	0.00	2,325,000.00	14,440,000.00	8804613G1
	7/1/2045	Term Bonds	2.3000	18,810,000.00	0.00	2,620,000.00	16,190,000.00	8804613H9
	7/1/2050	Term Bonds	2.4500	21,230,000.00	0.00	2,975,000.00	18,255,000.00	8804613J5
	1/1/2051	Term Bonds	3.0000	47,350,000.00	1,840,000.00	28,530,000.00	16,980,000.00	8804613K2
				145,000,000.00	**8,500,000.00**	**45,675,000.00**	**90,825,000.00**	
Bond Issue 2021-1								
	1/1/2022	Serial Bonds	0.2000	1,980,000.00	760,000.00	1,220,000.00	0.00	8804613L0
	7/1/2022	Serial Bonds	0.2500	1,980,000.00	0.00	1,980,000.00	0.00	8804613M8
	1/1/2023	Serial Bonds	0.3000	1,985,000.00	0.00	1,985,000.00	0.00	8804613N6
	7/1/2023	Serial Bonds	0.3750	1,985,000.00	0.00	1,985,000.00	0.00	8804613P1
	1/1/2024	Serial Bonds	0.4500	1,990,000.00	1,990,000.00	0.00	0.00	8804613Q9
	7/1/2024	Serial Bonds	0.5000	1,995,000.00	320,000.00	1,675,000.00	0.00	8804613R7
	1/1/2025	Serial Bonds	0.6000	2,000,000.00	2,000,000.00	0.00	0.00	8804613S5
	7/1/2025	Serial Bonds	0.6500	2,005,000.00	2,005,000.00	0.00	0.00	8804613T3

Bonds by Maturity

Bond Issue	Maturity Date	Bond Type	Interest Rate	Original Amount	Principal Matured	Principal Redeemed	Principal Outstanding	CUSIP
Bond Issue 2021-1	1/1/2026	Serial Bonds	0.7000	2,010,000.00	0.00	2,010,000.00	0.00	8804613U0
	7/1/2026	Serial Bonds	0.8000	2,020,000.00	2,020,000.00	0.00	0.00	8804613V8
	1/1/2027	Serial Bonds	0.9500	2,025,000.00	0.00	0.00	2,025,000.00	8804613W6
	7/1/2027	Serial Bonds	1.0500	2,035,000.00	0.00	0.00	2,035,000.00	8804613X4
	1/1/2028	Serial Bonds	1.1500	2,050,000.00	0.00	0.00	2,050,000.00	8804613Y2
	7/1/2028	Serial Bonds	1.2500	2,060,000.00	0.00	0.00	2,060,000.00	8804613Z9
	1/1/2029	Serial Bonds	1.3500	2,075,000.00	0.00	0.00	2,075,000.00	8804614A3
	7/1/2029	Serial Bonds	1.4500	2,090,000.00	0.00	0.00	2,090,000.00	8804614B1
	1/1/2030	Serial Bonds	1.6000	2,105,000.00	0.00	0.00	2,105,000.00	8804614C9
	7/1/2030	Serial Bonds	1.6500	2,120,000.00	0.00	0.00	2,120,000.00	8804614D7
	1/1/2031	Serial Bonds	1.8000	2,140,000.00	0.00	0.00	2,140,000.00	8804614E5
	7/1/2031	Serial Bonds	1.8500	2,160,000.00	0.00	0.00	2,160,000.00	8804614F2
	1/1/2032	Serial Bonds	1.9000	2,180,000.00	0.00	0.00	2,180,000.00	8804614G0
	7/1/2032	Serial Bonds	1.9500	2,200,000.00	0.00	0.00	2,200,000.00	8804614H8
	1/1/2033	Serial Bonds	2.0000	2,220,000.00	0.00	0.00	2,220,000.00	8804614J4
	7/1/2033	Serial Bonds	2.0000	2,245,000.00	0.00	0.00	2,245,000.00	8804614K1
	7/1/2036	Term Bonds	2.0500	13,965,000.00	0.00	1,405,000.00	12,560,000.00	8804614L9
	7/1/2041	Term Bonds	2.2500	25,425,000.00	0.00	2,585,000.00	22,840,000.00	8804614M7
	1/1/2046	Term Bonds	2.4000	23,065,000.00	0.00	2,340,000.00	20,725,000.00	8804614N5
	7/1/2051	Term Bonds	3.0000	37,880,000.00	0.00	21,640,000.00	16,240,000.00	8804614P0
				149,990,000.00	**9,095,000.00**	**38,825,000.00**	**102,070,000.00**	
Bond Issue 2021-2								
	7/1/2022	Serial Bonds	0.1250	925,000.00	640,000.00	285,000.00	0.00	8804614Q8
	1/1/2023	Serial Bonds	0.1500	930,000.00	130,000.00	800,000.00	0.00	8804614R6
	7/1/2023	Serial Bonds	0.2000	930,000.00	535,000.00	395,000.00	0.00	8804614S4
	1/1/2024	Serial Bonds	0.2500	930,000.00	930,000.00	0.00	0.00	8804614T2

Bonds by Maturity

Bond Issue	Maturity Date	Bond Type	Interest Rate	Original Amount	Principal Matured	Principal Redeemed	Principal Outstanding	CUSIP
Bond Issue 2021-2	7/1/2024	Serial Bonds	0.3000	930,000.00	0.00	930,000.00	0.00	8804614U9
	1/1/2025	Serial Bonds	0.4000	935,000.00	935,000.00	0.00	0.00	8804614V7
	7/1/2025	Serial Bonds	0.5000	935,000.00	935,000.00	0.00	0.00	8804614W5
	1/1/2026	Serial Bonds	0.6000	940,000.00	0.00	940,000.00	0.00	8804614X3
	7/1/2026	Serial Bonds	0.6250	940,000.00	940,000.00	0.00	0.00	8804614Y1
	1/1/2027	Serial Bonds	0.8000	945,000.00	0.00	0.00	945,000.00	8804614Z8
	7/1/2027	Serial Bonds	0.9500	950,000.00	0.00	0.00	950,000.00	8804615A2
	1/1/2028	Serial Bonds	1.0500	955,000.00	0.00	0.00	955,000.00	8804615B0
	7/1/2028	Serial Bonds	1.1000	960,000.00	0.00	0.00	960,000.00	8804615C8
	1/1/2029	Serial Bonds	1.2500	965,000.00	0.00	0.00	965,000.00	8804615D6
	7/1/2029	Serial Bonds	1.3500	975,000.00	0.00	0.00	975,000.00	8804615E4
	1/1/2030	Serial Bonds	1.4500	980,000.00	0.00	0.00	980,000.00	8804615F1
	7/1/2030	Serial Bonds	1.5500	985,000.00	0.00	0.00	985,000.00	8804615G9
	1/1/2031	Serial Bonds	1.7000	995,000.00	0.00	0.00	995,000.00	8804615H7
	7/1/2031	Serial Bonds	1.7000	1,005,000.00	0.00	0.00	1,005,000.00	8804615J3
	1/1/2032	Serial Bonds	1.8000	1,010,000.00	0.00	0.00	1,010,000.00	8804615K0
	7/1/2032	Serial Bonds	1.8000	1,020,000.00	0.00	0.00	1,020,000.00	8804615L8
	1/1/2033	Serial Bonds	1.9000	1,030,000.00	0.00	0.00	1,030,000.00	8804615M6
	7/1/2033	Serial Bonds	1.9500	1,040,000.00	0.00	0.00	1,040,000.00	8804615N4
	7/1/2037	Term Bonds	2.0000	8,685,000.00	0.00	55,000.00	8,630,000.00	8804615P9
	7/1/2041	Term Bonds	2.2500	9,440,000.00	0.00	65,000.00	9,375,000.00	8804615Q7
	7/1/2046	Term Bonds	2.3750	13,045,000.00	0.00	85,000.00	12,960,000.00	8804615R5
	7/1/2051	Term Bonds	2.5000	14,700,000.00	0.00	100,000.00	14,600,000.00	8804615S3
	1/1/2052	Term Bonds	3.0000	31,910,000.00	1,260,000.00	13,345,000.00	17,305,000.00	8804615T1
				99,990,000.00	**6,305,000.00**	**17,000,000.00**	**76,685,000.00**	

Bonds by Maturity

Bond Issue	Maturity Date	Bond Type	Interest Rate	Original Amount	Principal Matured	Principal Redeemed	Principal Outstanding	CUSIP
Bond Issue 2021-3								
	7/1/2022	Serial Bonds	0.2000	710,000.00	710,000.00	0.00	0.00	8804615U8
	7/1/2022	Serial Bonds	0.2500	79,180,000.00	0.00	79,180,000.00	0.00	8804616W3
	1/1/2023	Serial Bonds	0.3000	840,000.00	0.00	840,000.00	0.00	8804615V6
	7/1/2023	Serial Bonds	0.3500	1,025,000.00	0.00	1,025,000.00	0.00	8804615W4
	1/1/2024	Serial Bonds	0.4500	1,030,000.00	1,030,000.00	0.00	0.00	8804615X2
	7/1/2024	Serial Bonds	0.5000	1,035,000.00	0.00	1,035,000.00	0.00	8804615Y0
	1/1/2025	Serial Bonds	0.6000	1,045,000.00	1,045,000.00	0.00	0.00	8804615Z7
	7/1/2025	Serial Bonds	0.7000	1,050,000.00	1,050,000.00	0.00	0.00	8804616A1
	1/1/2026	Serial Bonds	0.7500	1,060,000.00	0.00	1,060,000.00	0.00	8804616B9
	7/1/2026	Serial Bonds	0.8500	1,070,000.00	1,070,000.00	0.00	0.00	8804616C7
	1/1/2027	Serial Bonds	1.0000	1,075,000.00	0.00	0.00	1,075,000.00	8804616D5
	7/1/2027	Serial Bonds	1.1000	1,085,000.00	0.00	0.00	1,085,000.00	8804616E3
	1/1/2028	Serial Bonds	1.2500	1,100,000.00	0.00	0.00	1,100,000.00	8804616F0
	7/1/2028	Serial Bonds	1.3000	1,110,000.00	0.00	0.00	1,110,000.00	8804616G8
	1/1/2029	Serial Bonds	1.5000	1,125,000.00	0.00	0.00	1,125,000.00	8804616H6
	7/1/2029	Serial Bonds	1.5500	1,135,000.00	0.00	0.00	1,135,000.00	8804616J2
	1/1/2030	Serial Bonds	1.6500	1,150,000.00	0.00	0.00	1,150,000.00	8804616K9
	7/1/2030	Serial Bonds	1.7000	1,165,000.00	0.00	0.00	1,165,000.00	8804616L7
	1/1/2031	Serial Bonds	1.8000	1,185,000.00	0.00	0.00	1,185,000.00	8804616M5
	7/1/2031	Serial Bonds	1.8500	1,200,000.00	0.00	0.00	1,200,000.00	8804616N3
	1/1/2032	Serial Bonds	2.0000	1,215,000.00	0.00	0.00	1,215,000.00	8804616P8
	7/1/2032	Serial Bonds	2.0000	1,235,000.00	0.00	0.00	1,235,000.00	8804616Q6
	7/1/2036	Term Bonds	2.0500	8,180,000.00	0.00	1,855,000.00	6,325,000.00	8804616R4
	7/1/2041	Term Bonds	2.3000	10,125,000.00	0.00	2,310,000.00	7,815,000.00	8804616S2
	7/1/2046	Term Bonds	2.5500	6,125,000.00	0.00	1,405,000.00	4,720,000.00	8804616T0

Bonds by Maturity

Bond Issue	Maturity Date	Bond Type	Interest Rate	Original Amount	Principal Matured	Principal Redeemed	Principal Outstanding	CUSIP
Bond Issue 2021-3	7/1/2051	Term Bonds	2.6000	4,835,000.00	0.00	1,090,000.00	3,745,000.00	8804616U7
	1/1/2052	Term Bonds	3.0000	38,910,000.00	2,985,000.00	15,045,000.00	20,880,000.00	8804616V5
				170,000,000.00	**7,890,000.00**	**104,845,000.00**	**57,265,000.00**	
Bond Issue 2022-1								
	1/1/2023	Serial Bonds	1.2500	1,700,000.00	735,000.00	965,000.00	0.00	8804616X1
	7/1/2023	Serial Bonds	1.4500	1,705,000.00	1,705,000.00	0.00	0.00	8804616Y9
	1/1/2024	Serial Bonds	1.7500	1,715,000.00	1,715,000.00	0.00	0.00	8804616Z6
	7/1/2024	Serial Bonds	1.8000	1,725,000.00	0.00	1,725,000.00	0.00	8804617A0
	1/1/2025	Serial Bonds	2.0000	1,740,000.00	1,735,000.00	5,000.00	0.00	8804617B8
	7/1/2025	Serial Bonds	5.0000	1,750,000.00	1,750,000.00	0.00	0.00	8804617C6
	1/1/2026	Serial Bonds	5.0000	1,795,000.00	1,795,000.00	0.00	0.00	8804617D4
	7/1/2026	Serial Bonds	5.0000	1,840,000.00	1,840,000.00	0.00	0.00	8804617E2
	1/1/2027	Serial Bonds	5.0000	1,885,000.00	0.00	0.00	1,885,000.00	8804617F9
	7/1/2027	Serial Bonds	5.0000	1,930,000.00	0.00	0.00	1,930,000.00	8804617G7
	1/1/2028	Serial Bonds	5.0000	1,980,000.00	0.00	0.00	1,980,000.00	8804617H5
	7/1/2028	Serial Bonds	5.0000	2,030,000.00	0.00	0.00	2,030,000.00	8804617J1
	1/1/2029	Serial Bonds	5.0000	2,080,000.00	0.00	0.00	2,080,000.00	8804617K8
	7/1/2029	Serial Bonds	5.0000	2,130,000.00	0.00	0.00	2,130,000.00	8804617L6
	1/1/2030	Serial Bonds	5.0000	2,185,000.00	0.00	0.00	2,185,000.00	8804617M4
	7/1/2030	Serial Bonds	5.0000	2,240,000.00	0.00	0.00	2,240,000.00	8804617N2
	1/1/2031	Serial Bonds	5.0000	2,295,000.00	0.00	0.00	2,295,000.00	8804617P7
	7/1/2031	Serial Bonds	5.0000	2,355,000.00	0.00	0.00	2,355,000.00	8804617Q5
	1/1/2032	Serial Bonds	3.0500	2,415,000.00	0.00	255,000.00	2,160,000.00	8804617R3
	7/1/2032	Serial Bonds	3.1000	2,445,000.00	0.00	255,000.00	2,190,000.00	8804617S1
	1/1/2033	Serial Bonds	3.1500	2,480,000.00	0.00	265,000.00	2,215,000.00	8804617T9
	7/1/2033	Serial Bonds	3.2000	2,510,000.00	0.00	265,000.00	2,245,000.00	8804617U6

Bonds by Maturity

Bond Issue	Maturity Date	Bond Type	Interest Rate	Original Amount	Principal Matured	Principal Redeemed	Principal Outstanding	CUSIP
Bond Issue 2022-1	1/1/2034	Serial Bonds	3.2500	2,545,000.00	0.00	270,000.00	2,275,000.00	8804617V4
	7/1/2034	Serial Bonds	3.2500	2,585,000.00	0.00	275,000.00	2,310,000.00	8804617W2
	7/1/2037	Term Bonds	3.3500	16,305,000.00	0.00	35,000.00	16,270,000.00	8804617X0
	7/1/2042	Term Bonds	3.5000	30,605,000.00	0.00	70,000.00	30,535,000.00	8804617Y8
	7/1/2045	Term Bonds	3.6000	19,985,000.00	0.00	45,000.00	19,940,000.00	8804617Z5
	7/1/2052	Term Bonds	3.7500	58,045,000.00	0.00	26,615,000.00	31,430,000.00	8804618A9
				175,000,000.00	**11,275,000.00**	**31,045,000.00**	**132,680,000.00**	
Bond Issue 2022-2								
	1/1/2023	Serial Bonds	1.7500	1,105,000.00	1,105,000.00	0.00	0.00	88046KAA4
	7/1/2023	Serial Bonds	1.9500	1,275,000.00	795,000.00	480,000.00	0.00	88046KAB2
	1/1/2024	Serial Bonds	2.2500	1,290,000.00	1,290,000.00	0.00	0.00	88046KAC0
	7/1/2024	Serial Bonds	5.0000	1,305,000.00	1,305,000.00	0.00	0.00	88046KAD8
	1/1/2025	Serial Bonds	2.7000	1,340,000.00	1,340,000.00	0.00	0.00	88046KAE6
	7/1/2025	Serial Bonds	5.0000	1,360,000.00	1,360,000.00	0.00	0.00	88046KAF3
	1/1/2026	Serial Bonds	2.9500	1,395,000.00	0.00	1,395,000.00	0.00	88046KAG1
	7/1/2026	Serial Bonds	5.0000	1,415,000.00	1,415,000.00	0.00	0.00	88046KAH9
	1/1/2027	Serial Bonds	3.1000	1,450,000.00	0.00	150,000.00	1,300,000.00	88046KAJ5
	7/1/2027	Serial Bonds	5.0000	1,475,000.00	0.00	0.00	1,475,000.00	88046KAK2
	1/1/2028	Serial Bonds	3.2500	1,510,000.00	0.00	155,000.00	1,355,000.00	88046KAL0
	7/1/2028	Serial Bonds	5.0000	1,535,000.00	0.00	0.00	1,535,000.00	88046KAM8
	1/1/2029	Serial Bonds	3.4500	1,575,000.00	0.00	160,000.00	1,415,000.00	88046KAN6
	7/1/2029	Serial Bonds	5.0000	1,600,000.00	0.00	0.00	1,600,000.00	88046KAP1
	1/1/2030	Serial Bonds	3.6500	1,640,000.00	0.00	170,000.00	1,470,000.00	88046KAQ9
	7/1/2030	Serial Bonds	5.0000	1,670,000.00	0.00	0.00	1,670,000.00	88046KAR7
	1/1/2031	Serial Bonds	3.7500	1,710,000.00	0.00	175,000.00	1,535,000.00	88046KAS5
	7/1/2031	Serial Bonds	5.0000	1,745,000.00	0.00	0.00	1,745,000.00	88046KAT3

Bonds by Maturity

Bond Issue	Maturity Date	Bond Type	Interest Rate	Original Amount	Principal Matured	Principal Redeemed	Principal Outstanding	CUSIP
Bond Issue 2022-2	1/1/2032	Serial Bonds	3.8000	1,790,000.00	0.00	185,000.00	1,605,000.00	88046KAU0
	7/1/2032	Serial Bonds	3.8500	1,820,000.00	0.00	185,000.00	1,635,000.00	88046KAV8
	1/1/2033	Serial Bonds	3.9000	1,860,000.00	0.00	190,000.00	1,670,000.00	88046KAW6
	7/1/2033	Serial Bonds	3.9000	1,895,000.00	0.00	195,000.00	1,700,000.00	88046KAX4
	1/1/2034	Serial Bonds	4.0000	1,935,000.00	0.00	200,000.00	1,735,000.00	88046KAY2
	7/1/2034	Serial Bonds	4.0000	1,970,000.00	0.00	200,000.00	1,770,000.00	88046KAZ9
	7/1/2037	Term Bonds	4.0500	12,715,000.00	0.00	0.00	12,715,000.00	88046KBA3
	7/1/2042	Term Bonds	4.2500	25,100,000.00	0.00	0.00	25,100,000.00	88046KBB1
	1/1/2048	Term Bonds	4.3500	34,495,000.00	0.00	0.00	34,495,000.00	88046KBC9
	1/1/2053	Term Bonds	5.0000	40,015,000.00	0.00	16,200,000.00	23,815,000.00	88046KBD7
				149,990,000.00	**8,610,000.00**	**20,040,000.00**	**121,340,000.00**	
Bond Issue 2022-3								
	7/1/2023	Serial Bonds	3.0000	1,325,000.00	1,315,000.00	10,000.00	0.00	88046KBE5
	1/1/2024	Serial Bonds	3.0500	1,350,000.00	1,350,000.00	0.00	0.00	88046KBF2
	7/1/2024	Serial Bonds	3.1000	1,370,000.00	475,000.00	895,000.00	0.00	88046KBG0
	1/1/2025	Serial Bonds	3.2500	1,390,000.00	1,390,000.00	0.00	0.00	88046KBH8
	7/1/2025	Serial Bonds	3.3000	1,415,000.00	1,360,000.00	55,000.00	0.00	88046KBJ4
	1/1/2026	Serial Bonds	3.4500	1,440,000.00	0.00	1,440,000.00	0.00	88046KBK1
	7/1/2026	Serial Bonds	3.5000	1,465,000.00	1,290,000.00	175,000.00	0.00	88046KBL9
	1/1/2027	Serial Bonds	3.6000	1,490,000.00	0.00	340,000.00	1,150,000.00	88046KBM7
	7/1/2027	Serial Bonds	3.6500	1,515,000.00	0.00	350,000.00	1,165,000.00	88046KBN5
	1/1/2028	Serial Bonds	3.7500	1,545,000.00	0.00	350,000.00	1,195,000.00	88046KBP0
	7/1/2028	Serial Bonds	3.8000	1,575,000.00	0.00	365,000.00	1,210,000.00	88046KBQ8
	1/1/2029	Serial Bonds	3.9000	1,605,000.00	0.00	365,000.00	1,240,000.00	88046KBR6
	7/1/2029	Serial Bonds	3.9500	1,635,000.00	0.00	370,000.00	1,265,000.00	88046KBS4
	1/1/2030	Serial Bonds	4.0000	1,670,000.00	0.00	380,000.00	1,290,000.00	88046KBT2

Bonds by Maturity

Bond Issue	Maturity Date	Bond Type	Interest Rate	Original Amount	Principal Matured	Principal Redeemed	Principal Outstanding	CUSIP
Bond Issue 2022-3	7/1/2030	Serial Bonds	4.0500	1,700,000.00	0.00	390,000.00	1,310,000.00	88046KBU9
	1/1/2031	Serial Bonds	4.1500	1,735,000.00	0.00	395,000.00	1,340,000.00	88046KBV7
	7/1/2031	Serial Bonds	4.2000	1,770,000.00	0.00	400,000.00	1,370,000.00	88046KBW5
	1/1/2032	Serial Bonds	4.2500	1,810,000.00	0.00	420,000.00	1,390,000.00	88046KBX3
	7/1/2032	Serial Bonds	4.3000	1,850,000.00	0.00	425,000.00	1,425,000.00	88046KBY1
	1/1/2033	Serial Bonds	4.4000	1,890,000.00	0.00	425,000.00	1,465,000.00	88046KBZ8
	7/1/2033	Serial Bonds	4.4500	1,930,000.00	0.00	440,000.00	1,490,000.00	88046KCA2
	1/1/2034	Serial Bonds	4.5500	1,970,000.00	0.00	450,000.00	1,520,000.00	88046KCB0
	7/1/2034	Serial Bonds	4.5500	2,020,000.00	0.00	455,000.00	1,565,000.00	88046KCC8
	7/1/2037	Term Bonds	4.7500	13,150,000.00	0.00	0.00	13,150,000.00	88046KCD6
	7/1/2042	Term Bonds	4.9500	26,585,000.00	0.00	0.00	26,585,000.00	88046KCE4
	7/1/2048	Term Bonds	5.0500	40,455,000.00	0.00	0.00	40,455,000.00	88046KCF1
	1/1/2053	Term Bonds	5.5000	42,345,000.00	0.00	14,630,000.00	27,715,000.00	88046KCG9
				160,000,000.00	**7,180,000.00**	**23,525,000.00**	**129,295,000.00**	
Bond Issue 2023-1								
	1/1/2024	Serial Bonds	4.4000	710,000.00	710,000.00	0.00	0.00	88046KCR5
	7/1/2024	Serial Bonds	4.4500	725,000.00	655,000.00	70,000.00	0.00	88046KCS3
	1/1/2025	Serial Bonds	4.5000	745,000.00	745,000.00	0.00	0.00	88046KCT1
	7/1/2025	Serial Bonds	4.5200	760,000.00	760,000.00	0.00	0.00	88046KCU8
	1/1/2026	Serial Bonds	4.5560	780,000.00	0.00	780,000.00	0.00	88046KCV6
	7/1/2026	Serial Bonds	4.6060	795,000.00	0.00	795,000.00	0.00	88046KCW4
	1/1/2027	Serial Bonds	4.6960	815,000.00	0.00	45,000.00	770,000.00	88046KCX2
	7/1/2027	Serial Bonds	4.7460	835,000.00	0.00	45,000.00	790,000.00	88046KCY0
	1/1/2028	Serial Bonds	4.8460	855,000.00	0.00	50,000.00	805,000.00	88046KCZ7
	7/1/2028	Serial Bonds	4.8960	875,000.00	0.00	55,000.00	820,000.00	88046KDA1
	1/1/2029	Serial Bonds	4.9590	900,000.00	0.00	55,000.00	845,000.00	88046KDB9

Bonds by Maturity

Bond Issue	Maturity Date	Bond Type	Interest Rate	Original Amount	Principal Matured	Principal Redeemed	Principal Outstanding	CUSIP
Bond Issue 2023-1	7/1/2029	Serial Bonds	5.0090	920,000.00	0.00	55,000.00	865,000.00	88046KDC7
	1/1/2030	Serial Bonds	5.0590	940,000.00	0.00	55,000.00	885,000.00	88046KDD5
	7/1/2030	Serial Bonds	5.1090	965,000.00	0.00	55,000.00	910,000.00	88046KDE3
	1/1/2031	Serial Bonds	5.1490	990,000.00	0.00	55,000.00	935,000.00	88046KDF0
	7/1/2031	Serial Bonds	5.1990	1,015,000.00	0.00	55,000.00	960,000.00	88046KDG8
	1/1/2032	Serial Bonds	5.2290	1,040,000.00	0.00	65,000.00	975,000.00	88046KDH6
	7/1/2032	Serial Bonds	5.2490	1,070,000.00	0.00	65,000.00	1,005,000.00	88046KDJ2
	1/1/2033	Serial Bonds	5.2790	1,095,000.00	0.00	65,000.00	1,030,000.00	88046KDK9
	7/1/2033	Serial Bonds	5.2990	1,125,000.00	0.00	65,000.00	1,060,000.00	88046KDL7
	1/1/2034	Serial Bonds	5.3490	1,155,000.00	0.00	65,000.00	1,090,000.00	88046KDM5
	7/1/2034	Serial Bonds	3.8000	545,000.00	0.00	545,000.00	0.00	88046KCH7
	7/1/2034	Serial Bonds	5.3990	640,000.00	0.00	40,000.00	600,000.00	88046KDN3
	1/1/2035	Serial Bonds	3.8500	1,215,000.00	0.00	1,215,000.00	0.00	88046KCJ3
	7/1/2035	Serial Bonds	3.9000	1,240,000.00	0.00	1,240,000.00	0.00	88046KCK0
	7/1/2038	Term Bonds	4.1250	8,020,000.00	0.00	240,000.00	7,780,000.00	88046KCL8
	7/1/2043	Term Bonds	4.5000	15,965,000.00	0.00	485,000.00	15,480,000.00	88046KCM6
	7/1/2048	Term Bonds	4.7000	20,110,000.00	0.00	605,000.00	19,505,000.00	88046KCN4
	7/1/2053	Term Bonds	4.8000	25,490,000.00	0.00	770,000.00	24,720,000.00	88046KCP9
	1/1/2054	Term Bonds	5.5000	47,415,000.00	885,000.00	12,440,000.00	34,090,000.00	88046KCQ7
	7/1/2054	Term Bonds	5.7560	250,000.00	0.00	0.00	250,000.00	88046KDP8
				140,000,000.00	**3,755,000.00**	**20,075,000.00**	**116,170,000.00**	
Bond Issue 2023-2								
	7/1/2024	Serial Bonds	3.2000	785,000.00	125,000.00	660,000.00	0.00	88046KDQ6
	1/1/2025	Serial Bonds	3.2000	795,000.00	790,000.00	5,000.00	0.00	88046KDR4
	7/1/2025	Serial Bonds	3.2000	815,000.00	800,000.00	15,000.00	0.00	88046KDS2
	1/1/2026	Serial Bonds	3.2000	825,000.00	0.00	825,000.00	0.00	88046KDT0

Bonds by Maturity

Bond Issue	Maturity Date	Bond Type	Interest Rate	Original Amount	Principal Matured	Principal Redeemed	Principal Outstanding	CUSIP
Bond Issue 2023-2	1/1/2026	Serial Bonds	5.0310	1,000,000.00	0.00	1,000,000.00	0.00	88046KEW2
	7/1/2026	Serial Bonds	5.0810	1,030,000.00	0.00	1,030,000.00	0.00	88046KEX0
	7/1/2026	Serial Bonds	3.2000	840,000.00	790,000.00	50,000.00	0.00	88046KDU7
	1/1/2027	Serial Bonds	3.3000	855,000.00	0.00	110,000.00	745,000.00	88046KDV5
	1/1/2027	Serial Bonds	5.0340	540,000.00	0.00	140,000.00	400,000.00	88046KEY8
	7/1/2027	Serial Bonds	5.0840	555,000.00	0.00	140,000.00	415,000.00	88046KEZ5
	7/1/2027	Serial Bonds	3.3000	865,000.00	0.00	110,000.00	755,000.00	88046KDW3
	1/1/2028	Serial Bonds	3.3000	880,000.00	0.00	115,000.00	765,000.00	88046KDX1
	1/1/2028	Serial Bonds	5.1340	565,000.00	0.00	135,000.00	430,000.00	88046KFA9
	7/1/2028	Serial Bonds	5.1640	580,000.00	0.00	140,000.00	440,000.00	88046KFB7
	7/1/2028	Serial Bonds	3.3000	895,000.00	0.00	115,000.00	780,000.00	88046KDY9
	1/1/2029	Serial Bonds	3.4000	905,000.00	0.00	115,000.00	790,000.00	88046KDZ6
	1/1/2029	Serial Bonds	5.1710	595,000.00	0.00	145,000.00	450,000.00	88046KFC5
	7/1/2029	Serial Bonds	5.2110	610,000.00	0.00	150,000.00	460,000.00	88046KFD3
	7/1/2029	Serial Bonds	3.4500	925,000.00	0.00	115,000.00	810,000.00	88046KEA0
	1/1/2030	Serial Bonds	3.6000	940,000.00	0.00	115,000.00	825,000.00	88046KEB8
	1/1/2030	Serial Bonds	5.3110	625,000.00	0.00	150,000.00	475,000.00	88046KFE1
	7/1/2030	Serial Bonds	3.6000	960,000.00	0.00	125,000.00	835,000.00	88046KEC6
	7/1/2030	Serial Bonds	5.3310	640,000.00	0.00	155,000.00	485,000.00	88046KFF8
	1/1/2031	Serial Bonds	5.2460	660,000.00	0.00	160,000.00	500,000.00	88046KFG6
	1/1/2031	Serial Bonds	3.7500	975,000.00	0.00	125,000.00	850,000.00	88046KED4
	7/1/2031	Serial Bonds	3.7500	995,000.00	0.00	125,000.00	870,000.00	88046KEE2
	7/1/2031	Serial Bonds	5.2760	675,000.00	0.00	160,000.00	515,000.00	88046KFH4
	1/1/2032	Serial Bonds	5.3260	695,000.00	0.00	165,000.00	530,000.00	88046KFJ0
	1/1/2032	Serial Bonds	3.8000	1,010,000.00	0.00	125,000.00	885,000.00	88046KEF9
	7/1/2032	Serial Bonds	3.8000	1,025,000.00	0.00	130,000.00	895,000.00	88046KEG7

Bonds by Maturity

Bond Issue	Maturity Date	Bond Type	Interest Rate	Original Amount	Principal Matured	Principal Redeemed	Principal Outstanding	CUSIP
Bond Issue 2023-2	7/1/2032	Serial Bonds	5.3360	715,000.00	0.00	175,000.00	540,000.00	88046KFK7
	1/1/2033	Serial Bonds	5.3560	730,000.00	0.00	180,000.00	550,000.00	88046KFL5
	1/1/2033	Serial Bonds	3.8750	1,050,000.00	0.00	130,000.00	920,000.00	88046KEH5
	7/1/2033	Serial Bonds	3.9000	1,070,000.00	0.00	135,000.00	935,000.00	88046KEJ1
	7/1/2033	Serial Bonds	5.3760	745,000.00	0.00	180,000.00	565,000.00	88046KFM3
	1/1/2034	Serial Bonds	3.9500	1,090,000.00	0.00	140,000.00	950,000.00	88046KEK8
	7/1/2034	Serial Bonds	3.9500	1,110,000.00	0.00	145,000.00	965,000.00	88046KEL6
	1/1/2035	Serial Bonds	4.0500	1,135,000.00	0.00	145,000.00	990,000.00	88046KEM4
	7/1/2035	Serial Bonds	4.1000	1,155,000.00	0.00	150,000.00	1,005,000.00	88046KEN2
	7/1/2038	Term Bonds	4.1500	7,485,000.00	0.00	0.00	7,485,000.00	88046KEP7
	7/1/2038	Term Bonds	5.4360	8,700,000.00	0.00	0.00	8,700,000.00	88046KFN1
	7/1/2043	Term Bonds	5.4650	11,385,000.00	0.00	0.00	11,385,000.00	88046KFP6
	7/1/2043	Term Bonds	4.4500	14,985,000.00	0.00	0.00	14,985,000.00	88046KEQ5
	7/1/2048	Term Bonds	4.5500	18,985,000.00	0.00	0.00	18,985,000.00	88046KER3
	7/1/2048	Term Bonds	5.4950	14,945,000.00	0.00	0.00	14,945,000.00	88046KFQ4
	7/1/2053	Term Bonds	5.5450	19,730,000.00	0.00	0.00	19,730,000.00	88046KFR2
	7/1/2053	Term Bonds	4.7000	24,145,000.00	0.00	5,000.00	24,140,000.00	88046KES1
	1/1/2054	Term Bonds	5.7500	47,500,000.00	730,000.00	11,045,000.00	35,725,000.00	88046KET9
	1/1/2054	Term Bonds	6.0000	34,280,000.00	420,000.00	7,995,000.00	25,865,000.00	88046KFS0
				235,000,000.00	**3,655,000.00**	**27,075,000.00**	**204,270,000.00**	
Bond Issue 2023-3								
	7/1/2024	Serial Bonds	3.9000	1,815,000.00	1,325,000.00	490,000.00	0.00	88046KFT8
	1/1/2025	Serial Bonds	3.9500	1,850,000.00	1,530,000.00	320,000.00	0.00	88046KFU5
	1/1/2025	Serial Bonds	5.5410	160,000.00	155,000.00	5,000.00	0.00	88046KGX8
	7/1/2025	Serial Bonds	5.5910	165,000.00	160,000.00	5,000.00	0.00	88046KGY6
	7/1/2025	Serial Bonds	3.9500	1,885,000.00	1,870,000.00	15,000.00	0.00	88046KFV3

Bonds by Maturity

Bond Issue	Maturity Date	Bond Type	Interest Rate	Original Amount	Principal Matured	Principal Redeemed	Principal Outstanding	CUSIP
Bond Issue 2023-3	1/1/2026	Serial Bonds	5.5990	170,000.00	0.00	170,000.00	0.00	88046KGZ3
	1/1/2026	Serial Bonds	4.0500	1,915,000.00	0.00	1,915,000.00	0.00	88046KFW1
	7/1/2026	Serial Bonds	4.1000	1,955,000.00	0.00	1,955,000.00	0.00	88046KFX9
	7/1/2026	Serial Bonds	5.5990	170,000.00	0.00	170,000.00	0.00	88046KHA7
	1/1/2027	Serial Bonds	4.1500	1,990,000.00	0.00	475,000.00	1,515,000.00	88046KFY7
	1/1/2027	Serial Bonds	5.6640	180,000.00	0.00	0.00	180,000.00	88046KHB5
	7/1/2027	Serial Bonds	5.7140	185,000.00	0.00	0.00	185,000.00	88046KHC3
	7/1/2027	Serial Bonds	4.2000	2,025,000.00	0.00	480,000.00	1,545,000.00	88046KFZ4
	1/1/2028	Serial Bonds	5.0000	2,065,000.00	0.00	0.00	2,065,000.00	88046KGA8
	1/1/2028	Serial Bonds	5.7640	185,000.00	0.00	0.00	185,000.00	88046KHD1
	7/1/2028	Serial Bonds	5.8140	195,000.00	0.00	0.00	195,000.00	88046KHE9
	7/1/2028	Serial Bonds	5.0000	2,105,000.00	0.00	0.00	2,105,000.00	88046KGB6
	1/1/2029	Serial Bonds	5.0000	2,145,000.00	0.00	0.00	2,145,000.00	88046KGC4
	1/1/2029	Serial Bonds	5.8970	200,000.00	0.00	0.00	200,000.00	88046KHF6
	7/1/2029	Serial Bonds	5.9470	205,000.00	0.00	0.00	205,000.00	88046KHG4
	7/1/2029	Serial Bonds	5.0000	2,190,000.00	0.00	0.00	2,190,000.00	88046KGD2
	1/1/2030	Serial Bonds	5.0000	2,230,000.00	0.00	0.00	2,230,000.00	88046KGE0
	1/1/2030	Serial Bonds	5.9970	210,000.00	0.00	0.00	210,000.00	88046KHH2
	7/1/2030	Serial Bonds	6.0470	220,000.00	0.00	0.00	220,000.00	88046KHJ8
	7/1/2030	Serial Bonds	5.0000	2,275,000.00	0.00	0.00	2,275,000.00	88046KGF7
	1/1/2031	Serial Bonds	5.0000	2,325,000.00	0.00	0.00	2,325,000.00	88046KGG5
	1/1/2031	Serial Bonds	6.1050	225,000.00	0.00	0.00	225,000.00	88046KHK5
	7/1/2031	Serial Bonds	6.1350	230,000.00	0.00	0.00	230,000.00	88046KHL3
	7/1/2031	Serial Bonds	5.0000	2,370,000.00	0.00	0.00	2,370,000.00	88046KGH3
	1/1/2032	Serial Bonds	5.0000	2,420,000.00	0.00	0.00	2,420,000.00	88046KGJ9
	1/1/2032	Serial Bonds	6.1650	235,000.00	0.00	0.00	235,000.00	88046KHM1

Bonds by Maturity

Bond Issue	Maturity Date	Bond Type	Interest Rate	Original Amount	Principal Matured	Principal Redeemed	Principal Outstanding	CUSIP
Bond Issue 2023-3	7/1/2032	Serial Bonds	6.1850	240,000.00	0.00	0.00	240,000.00	88046KHN9
	7/1/2032	Serial Bonds	5.0000	2,475,000.00	0.00	0.00	2,475,000.00	88046KGK6
	1/1/2033	Serial Bonds	4.7000	2,525,000.00	0.00	600,000.00	1,925,000.00	88046KGL4
	1/1/2033	Serial Bonds	6.2150	250,000.00	0.00	0.00	250,000.00	88046KHP4
	7/1/2033	Serial Bonds	6.2350	260,000.00	0.00	0.00	260,000.00	88046KHQ2
	7/1/2033	Serial Bonds	4.7500	2,580,000.00	0.00	615,000.00	1,965,000.00	88046KGM2
	1/1/2034	Serial Bonds	4.8000	2,635,000.00	0.00	630,000.00	2,005,000.00	88046KGN0
	7/1/2034	Serial Bonds	4.8000	2,695,000.00	0.00	640,000.00	2,055,000.00	88046KGP5
	1/1/2035	Serial Bonds	4.8500	2,755,000.00	0.00	655,000.00	2,100,000.00	88046KGQ3
	7/1/2035	Serial Bonds	4.8500	2,815,000.00	0.00	695,000.00	2,120,000.00	88046KGR1
	7/1/2038	Term Bonds	4.9500	18,290,000.00	0.00	0.00	18,290,000.00	88046KGS9
	7/1/2038	Term Bonds	6.2750	3,035,000.00	0.00	2,065,000.00	970,000.00	88046KHR0
	7/1/2043	Term Bonds	6.3840	4,110,000.00	0.00	2,795,000.00	1,315,000.00	88046KHS8
	7/1/2043	Term Bonds	5.2000	36,880,000.00	0.00	0.00	36,880,000.00	88046KGT7
	7/1/2048	Term Bonds	5.3500	47,085,000.00	0.00	0.00	47,085,000.00	88046KGU4
	7/1/2048	Term Bonds	6.4940	5,585,000.00	0.00	3,795,000.00	1,790,000.00	88046KHT6
	7/1/2053	Term Bonds	6.5340	7,585,000.00	0.00	5,155,000.00	2,430,000.00	88046KHU3
	7/1/2053	Term Bonds	5.4000	60,405,000.00	0.00	0.00	60,405,000.00	88046KGV2
	1/1/2054	Term Bonds	6.2500	90,300,000.00	1,570,000.00	16,460,000.00	72,270,000.00	88046KGW0
	1/1/2054	Term Bonds	6.5000	31,000,000.00	690,000.00	5,600,000.00	24,710,000.00	88046KHV1
				360,000,000.00	**7,300,000.00**	**45,705,000.00**	**306,995,000.00**	
Bond Issue 2024-1								
	1/1/2025	Serial Bonds	3.0500	555,000.00	550,000.00	5,000.00	0.00	88046KHW9
	1/1/2025	Serial Bonds	5.1510	810,000.00	810,000.00	0.00	0.00	88046KKB1
	7/1/2025	Serial Bonds	5.1510	830,000.00	830,000.00	0.00	0.00	88046KKC9
	7/1/2025	Serial Bonds	3.0500	565,000.00	565,000.00	0.00	0.00	88046KHX7

Bonds by Maturity

Bond Issue	Maturity Date	Bond Type	Interest Rate	Original Amount	Principal Matured	Principal Redeemed	Principal Outstanding	CUSIP
Bond Issue 2024-1	1/1/2026	Serial Bonds	3.1500	575,000.00	0.00	575,000.00	0.00	88046KHY5
	1/1/2026	Serial Bonds	5.1010	850,000.00	0.00	850,000.00	0.00	88046KKD7
	7/1/2026	Serial Bonds	5.1010	870,000.00	0.00	870,000.00	0.00	88046KKE5
	7/1/2026	Serial Bonds	3.2000	585,000.00	520,000.00	65,000.00	0.00	88046KHZ2
	1/1/2027	Serial Bonds	3.2500	595,000.00	0.00	110,000.00	485,000.00	88046KJA5
	1/1/2027	Serial Bonds	4.9600	895,000.00	0.00	280,000.00	615,000.00	88046KKF2
	7/1/2027	Serial Bonds	5.0100	915,000.00	0.00	290,000.00	625,000.00	88046KKG0
	7/1/2027	Serial Bonds	3.2500	605,000.00	0.00	110,000.00	495,000.00	88046KJB3
	1/1/2028	Serial Bonds	3.3000	615,000.00	0.00	115,000.00	500,000.00	88046KJC1
	1/1/2028	Serial Bonds	5.0160	940,000.00	0.00	295,000.00	645,000.00	88046KKH8
	7/1/2028	Serial Bonds	5.0660	960,000.00	0.00	300,000.00	660,000.00	88046KKJ4
	7/1/2028	Serial Bonds	3.3000	625,000.00	0.00	120,000.00	505,000.00	88046KJD9
	1/1/2029	Serial Bonds	3.3750	635,000.00	0.00	120,000.00	515,000.00	88046KJE7
	1/1/2029	Serial Bonds	5.1160	980,000.00	0.00	310,000.00	670,000.00	88046KKK1
	7/1/2029	Serial Bonds	5.1660	1,005,000.00	0.00	315,000.00	690,000.00	88046KKL9
	7/1/2029	Serial Bonds	3.4500	645,000.00	0.00	120,000.00	525,000.00	88046KJF4
	1/1/2030	Serial Bonds	3.4500	655,000.00	0.00	125,000.00	530,000.00	88046KJG2
	1/1/2030	Serial Bonds	5.1860	1,030,000.00	0.00	325,000.00	705,000.00	88046KKM7
	7/1/2030	Serial Bonds	5.2360	1,055,000.00	0.00	335,000.00	720,000.00	88046KKN5
	7/1/2030	Serial Bonds	3.5000	670,000.00	0.00	125,000.00	545,000.00	88046KJH0
	1/1/2031	Serial Bonds	3.6000	680,000.00	0.00	130,000.00	550,000.00	88046KJJ6
	1/1/2031	Serial Bonds	5.2860	1,080,000.00	0.00	335,000.00	745,000.00	88046KKP0
	7/1/2031	Serial Bonds	5.3360	1,105,000.00	0.00	350,000.00	755,000.00	88046KKQ8
	7/1/2031	Serial Bonds	3.6250	695,000.00	0.00	135,000.00	560,000.00	88046KJK3
	1/1/2032	Serial Bonds	5.3660	1,135,000.00	0.00	360,000.00	775,000.00	88046KKR6
	1/1/2032	Serial Bonds	3.6250	705,000.00	0.00	135,000.00	570,000.00	88046KJL1

Bonds by Maturity

Bond Issue	Maturity Date	Bond Type	Interest Rate	Original Amount	Principal Matured	Principal Redeemed	Principal Outstanding	CUSIP
Bond Issue 2024-1	7/1/2032	Serial Bonds	3.6500	720,000.00	0.00	135,000.00	585,000.00	88046KJM9
	7/1/2032	Serial Bonds	5.4660	1,165,000.00	0.00	370,000.00	795,000.00	88046KKS4
	1/1/2033	Serial Bonds	5.4960	1,195,000.00	0.00	375,000.00	820,000.00	88046KKT2
	1/1/2033	Serial Bonds	3.7000	730,000.00	0.00	140,000.00	590,000.00	88046KJN7
	7/1/2033	Serial Bonds	3.7000	745,000.00	0.00	140,000.00	605,000.00	88046KJP2
	7/1/2033	Serial Bonds	5.5160	1,230,000.00	0.00	395,000.00	835,000.00	88046KKU9
	1/1/2034	Serial Bonds	5.5360	1,255,000.00	0.00	395,000.00	860,000.00	88046KKV7
	1/1/2034	Serial Bonds	3.7000	760,000.00	0.00	140,000.00	620,000.00	88046KJQ0
	7/1/2034	Serial Bonds	3.7500	770,000.00	0.00	145,000.00	625,000.00	88046KJR8
	7/1/2034	Serial Bonds	5.5660	1,295,000.00	0.00	405,000.00	890,000.00	88046KKW5
	1/1/2035	Serial Bonds	3.8000	785,000.00	0.00	150,000.00	635,000.00	88046KJS6
	7/1/2035	Serial Bonds	3.8000	800,000.00	0.00	150,000.00	650,000.00	88046KJT4
	1/1/2036	Serial Bonds	3.9000	815,000.00	0.00	150,000.00	665,000.00	88046KJU1
	7/1/2036	Serial Bonds	3.9000	830,000.00	0.00	170,000.00	660,000.00	88046KJV9
	7/1/2039	Term Bonds	4.0000	5,360,000.00	0.00	0.00	5,360,000.00	88046KJW7
	7/1/2039	Term Bonds	5.6160	15,005,000.00	0.00	90,000.00	14,915,000.00	88046KKX3
	7/1/2044	Term Bonds	5.7950	19,755,000.00	0.00	125,000.00	19,630,000.00	88046KKY1
	7/1/2044	Term Bonds	4.5000	10,605,000.00	0.00	0.00	10,605,000.00	88046KJX5
	7/1/2049	Term Bonds	4.7000	13,310,000.00	0.00	0.00	13,310,000.00	88046KJY3
	7/1/2049	Term Bonds	5.9150	26,230,000.00	0.00	165,000.00	26,065,000.00	88046KKZ8
	7/1/2054	Term Bonds	5.9650	34,990,000.00	0.00	220,000.00	34,770,000.00	88046KLA2
	7/1/2054	Term Bonds	4.8000	16,805,000.00	0.00	0.00	16,805,000.00	88046KJZ0
	1/1/2055	Term Bonds	5.7500	32,060,000.00	345,000.00	4,145,000.00	27,570,000.00	88046KKA3
	1/1/2055	Term Bonds	6.2500	58,920,000.00	540,000.00	7,650,000.00	50,730,000.00	88046KLB0
				270,000,000.00	**4,160,000.00**	**22,860,000.00**	**242,980,000.00**	

Bonds by Maturity

Bond Issue	Maturity Date	Bond Type	Interest Rate	Original Amount	Principal Matured	Principal Redeemed	Principal Outstanding	CUSIP
Bond Issue 2024-2								
	1/1/2025	Serial Bonds	3.3000	415,000.00	415,000.00	0.00	0.00	88046KLC8
	7/1/2025	Serial Bonds	3.3000	460,000.00	460,000.00	0.00	0.00	88046KLD6
	7/1/2025	Serial Bonds	5.1710	845,000.00	845,000.00	0.00	0.00	88046KMH6
	1/1/2026	Serial Bonds	3.3000	470,000.00	150,000.00	320,000.00	0.00	88046KLE4
	1/1/2026	Serial Bonds	5.0710	865,000.00	125,000.00	740,000.00	0.00	88046KMJ2
	7/1/2026	Serial Bonds	5.0710	890,000.00	0.00	890,000.00	0.00	88046KMK9
	7/1/2026	Serial Bonds	3.3000	475,000.00	475,000.00	0.00	0.00	88046KLF1
	1/1/2027	Serial Bonds	3.3500	485,000.00	0.00	0.00	485,000.00	88046KLG9
	1/1/2027	Serial Bonds	4.9180	910,000.00	0.00	10,000.00	900,000.00	88046KML7
	7/1/2027	Serial Bonds	4.9180	940,000.00	0.00	5,000.00	935,000.00	88046KMM5
	7/1/2027	Serial Bonds	3.4000	495,000.00	0.00	0.00	495,000.00	88046KLH7
	1/1/2028	Serial Bonds	3.4500	500,000.00	0.00	0.00	500,000.00	88046KLJ3
	1/1/2028	Serial Bonds	4.7600	960,000.00	0.00	5,000.00	955,000.00	88046KMN3
	7/1/2028	Serial Bonds	4.7600	985,000.00	0.00	5,000.00	980,000.00	88046KMP8
	7/1/2028	Serial Bonds	3.4500	510,000.00	0.00	0.00	510,000.00	88046KLK0
	1/1/2029	Serial Bonds	3.5000	520,000.00	0.00	0.00	520,000.00	88046KLL8
	1/1/2029	Serial Bonds	4.8100	1,005,000.00	0.00	5,000.00	1,000,000.00	88046KMQ6
	7/1/2029	Serial Bonds	4.8400	1,035,000.00	0.00	5,000.00	1,030,000.00	88046KMR4
	7/1/2029	Serial Bonds	3.5000	530,000.00	0.00	0.00	530,000.00	88046KLM6
	1/1/2030	Serial Bonds	3.6250	540,000.00	0.00	0.00	540,000.00	88046KLN4
	1/1/2030	Serial Bonds	4.9010	1,065,000.00	0.00	5,000.00	1,060,000.00	88046KMS2
	7/1/2030	Serial Bonds	4.9510	1,085,000.00	0.00	5,000.00	1,080,000.00	88046KMT0
	7/1/2030	Serial Bonds	3.6500	550,000.00	0.00	0.00	550,000.00	88046KLP9
	1/1/2031	Serial Bonds	3.7000	560,000.00	0.00	0.00	560,000.00	88046KLQ7
	1/1/2031	Serial Bonds	4.9810	1,115,000.00	0.00	5,000.00	1,110,000.00	88046KMU7

Bonds by Maturity

Bond Issue	Maturity Date	Bond Type	Interest Rate	Original Amount	Principal Matured	Principal Redeemed	Principal Outstanding	CUSIP
Bond Issue 2024-2	7/1/2031	Serial Bonds	5.0110	1,145,000.00	0.00	5,000.00	1,140,000.00	88046KMV5
	7/1/2031	Serial Bonds	3.7500	570,000.00	0.00	0.00	570,000.00	88046KLR5
	1/1/2032	Serial Bonds	3.8000	580,000.00	0.00	0.00	580,000.00	88046KLS3
	1/1/2032	Serial Bonds	5.1350	1,175,000.00	0.00	5,000.00	1,170,000.00	88046KMW3
	7/1/2032	Serial Bonds	5.1750	1,205,000.00	0.00	0.00	1,205,000.00	88046KMX1
	7/1/2032	Serial Bonds	3.8000	590,000.00	0.00	0.00	590,000.00	88046KLT1
	1/1/2033	Serial Bonds	3.8000	600,000.00	0.00	0.00	600,000.00	88046KLU8
	1/1/2033	Serial Bonds	5.2250	1,240,000.00	0.00	0.00	1,240,000.00	88046KMY9
	7/1/2033	Serial Bonds	5.2750	1,275,000.00	0.00	0.00	1,275,000.00	88046KMZ6
	7/1/2033	Serial Bonds	3.8000	615,000.00	0.00	0.00	615,000.00	88046KLV6
	1/1/2034	Serial Bonds	3.8500	625,000.00	0.00	0.00	625,000.00	88046KLW4
	1/1/2034	Serial Bonds	5.3350	1,310,000.00	0.00	0.00	1,310,000.00	88046KNA0
	7/1/2034	Serial Bonds	5.3850	1,350,000.00	0.00	0.00	1,350,000.00	88046KNB8
	7/1/2034	Serial Bonds	3.8500	640,000.00	0.00	0.00	640,000.00	88046KLX2
	1/1/2035	Serial Bonds	3.9500	650,000.00	0.00	0.00	650,000.00	88046KLY0
	1/1/2035	Serial Bonds	5.4450	1,385,000.00	0.00	0.00	1,385,000.00	88046KNC6
	7/1/2035	Serial Bonds	5.4950	1,420,000.00	0.00	0.00	1,420,000.00	88046KND4
	7/1/2035	Serial Bonds	3.9500	665,000.00	0.00	0.00	665,000.00	88046KLZ7
	1/1/2036	Serial Bonds	3.9500	675,000.00	0.00	0.00	675,000.00	88046KMA1
	7/1/2036	Serial Bonds	3.9500	690,000.00	0.00	0.00	690,000.00	88046KMB9
	7/1/2039	Term Bonds	4.0000	4,455,000.00	0.00	0.00	4,455,000.00	88046KMC7
	7/1/2039	Term Bonds	5.6450	12,980,000.00	0.00	0.00	12,980,000.00	88046KNE2
	7/1/2044	Term Bonds	5.9120	21,090,000.00	0.00	0.00	21,090,000.00	88046KNF9
	7/1/2044	Term Bonds	4.4500	8,825,000.00	0.00	0.00	8,825,000.00	88046KMD5
	7/1/2049	Term Bonds	4.6000	11,095,000.00	0.00	0.00	11,095,000.00	88046KME3
	7/1/2049	Term Bonds	5.9620	28,305,000.00	0.00	0.00	28,305,000.00	88046KNG7

Bonds by Maturity

Bond Issue	Maturity Date	Bond Type	Interest Rate	Original Amount	Principal Matured	Principal Redeemed	Principal Outstanding	CUSIP
Bond Issue 2024-2	7/1/2054	Term Bonds	5.9820	38,065,000.00	0.00	0.00	38,065,000.00	88046KNH5
	7/1/2054	Term Bonds	4.6500	14,035,000.00	0.00	0.00	14,035,000.00	88046KMF0
	1/1/2055	Term Bonds	6.0000	24,680,000.00	390,000.00	1,505,000.00	22,785,000.00	88046KMG8
	1/1/2055	Term Bonds	6.2500	54,855,000.00	435,000.00	3,540,000.00	50,880,000.00	88046KNJ1
				255,000,000.00	**3,295,000.00**	**7,055,000.00**	**244,650,000.00**	
Bond Issue 2024-3 Taxable								
	1/1/2026	Serial Bonds	4.6000	155,000.00	90,000.00	65,000.00	0.00	88046KNK8
	7/1/2026	Serial Bonds	4.6000	155,000.00	70,000.00	85,000.00	0.00	88046KNL6
	1/1/2027	Serial Bonds	4.6200	160,000.00	0.00	5,000.00	155,000.00	88046KNM4
	7/1/2027	Serial Bonds	4.6200	165,000.00	0.00	5,000.00	160,000.00	88046KNN2
	1/1/2028	Serial Bonds	4.6400	170,000.00	0.00	5,000.00	165,000.00	88046KNP7
	7/1/2028	Serial Bonds	4.6900	175,000.00	0.00	5,000.00	170,000.00	88046KNQ5
	1/1/2029	Serial Bonds	4.7400	175,000.00	0.00	5,000.00	170,000.00	88046KNR3
	7/1/2029	Serial Bonds	4.7900	180,000.00	0.00	5,000.00	175,000.00	88046KNS1
	1/1/2030	Serial Bonds	4.9100	185,000.00	0.00	5,000.00	180,000.00	88046KNT9
	7/1/2030	Serial Bonds	4.9100	190,000.00	0.00	5,000.00	185,000.00	88046KNU6
	1/1/2031	Serial Bonds	4.9600	195,000.00	0.00	5,000.00	190,000.00	88046KNV4
	7/1/2031	Serial Bonds	5.0100	200,000.00	0.00	5,000.00	195,000.00	88046KNW2
	1/1/2032	Serial Bonds	5.1200	205,000.00	0.00	5,000.00	200,000.00	88046KNX0
	7/1/2032	Serial Bonds	5.1200	210,000.00	0.00	5,000.00	205,000.00	88046KNY8
	1/1/2033	Serial Bonds	5.1700	215,000.00	0.00	5,000.00	210,000.00	88046KNZ5
	7/1/2033	Serial Bonds	5.2200	220,000.00	0.00	5,000.00	215,000.00	88046KPA8
	1/1/2034	Serial Bonds	5.2700	225,000.00	0.00	0.00	225,000.00	88046KPB6
	7/1/2034	Serial Bonds	5.3200	235,000.00	0.00	0.00	235,000.00	88046KPC4
	1/1/2035	Serial Bonds	5.3700	240,000.00	0.00	0.00	240,000.00	88046KPD2
	7/1/2035	Serial Bonds	5.4200	245,000.00	0.00	0.00	245,000.00	88046KPE0

Bonds by Maturity

Bond Issue	Maturity Date	Bond Type	Interest Rate	Original Amount	Principal Matured	Principal Redeemed	Principal Outstanding	CUSIP
Bond Issue 2024-3 Taxable	1/1/2036	Serial Bonds	5.4700	255,000.00	0.00	0.00	255,000.00	88046KPF7
	7/1/2036	Serial Bonds	5.5200	260,000.00	0.00	0.00	260,000.00	88046KPG5
	7/1/2039	Term Bonds	5.6340	1,725,000.00	0.00	0.00	1,725,000.00	88046KPH3
	7/1/2044	Term Bonds	5.9100	3,615,000.00	0.00	0.00	3,615,000.00	88046KPJ9
	7/1/2049	Term Bonds	5.9900	4,885,000.00	0.00	0.00	4,885,000.00	88046KPK6
	7/1/2054	Term Bonds	6.0200	6,610,000.00	0.00	0.00	6,610,000.00	88046KPL4
	1/1/2055	Term Bonds	6.2500	10,000,000.00	55,000.00	395,000.00	9,550,000.00	88046KPM2
	7/1/2055	Term Bonds	3.5000	99,265,000.00	0.00	99,265,000.00	0.00	88046KPN0
	1/1/2056	Term Bonds	3.5000	125,010,000.00	0.00	125,010,000.00	0.00	88046KPP5
				255,525,000.00	**215,000.00**	**224,890,000.00**	**30,420,000.00**	
Bond Issue 2025-1								
	1/1/2026	Serial Bonds	3.4500	1,075,000.00	960,000.00	115,000.00	0.00	88046KPQ3
	7/1/2026	Serial Bonds	3.5000	1,095,000.00	1,095,000.00	0.00	0.00	88046KPR1
	7/1/2026	Serial Bonds	4.2020	235,000.00	0.00	235,000.00	0.00	88046KQV1
	1/1/2027	Serial Bonds	4.2020	240,000.00	0.00	0.00	240,000.00	88046KQW9
	1/1/2027	Serial Bonds	3.5500	1,115,000.00	0.00	0.00	1,115,000.00	88046KPS9
	7/1/2027	Serial Bonds	4.2520	250,000.00	0.00	0.00	250,000.00	88046KQX7
	7/1/2027	Serial Bonds	3.6000	1,135,000.00	0.00	0.00	1,135,000.00	88046KPT7
	1/1/2028	Serial Bonds	3.6500	1,155,000.00	0.00	0.00	1,155,000.00	88046KPU4
	1/1/2028	Serial Bonds	4.2630	250,000.00	0.00	0.00	250,000.00	88046KQY5
	7/1/2028	Serial Bonds	4.3130	255,000.00	0.00	0.00	255,000.00	88046KQZ2
	7/1/2028	Serial Bonds	3.7000	1,175,000.00	0.00	0.00	1,175,000.00	88046KPV2
	1/1/2029	Serial Bonds	3.8000	1,195,000.00	0.00	0.00	1,195,000.00	88046KPW0
	1/1/2029	Serial Bonds	4.3900	265,000.00	0.00	0.00	265,000.00	88046KRA6
	7/1/2029	Serial Bonds	4.3900	265,000.00	0.00	0.00	265,000.00	88046KRB4
	7/1/2029	Serial Bonds	3.8500	1,215,000.00	0.00	0.00	1,215,000.00	88046KPX8

Bonds by Maturity

Bond Issue	Maturity Date	Bond Type	Interest Rate	Original Amount	Principal Matured	Principal Redeemed	Principal Outstanding	CUSIP
Bond Issue 2025-1	1/1/2030	Serial Bonds	3.9000	1,240,000.00	0.00	0.00	1,240,000.00	88046KPY6
	1/1/2030	Serial Bonds	4.4700	275,000.00	0.00	0.00	275,000.00	88046KRC2
	7/1/2030	Serial Bonds	4.5200	280,000.00	0.00	0.00	280,000.00	88046KRD0
	7/1/2030	Serial Bonds	3.9500	1,265,000.00	0.00	0.00	1,265,000.00	88046KPZ3
	1/1/2031	Serial Bonds	4.0000	1,285,000.00	0.00	0.00	1,285,000.00	88046KQA7
	1/1/2031	Serial Bonds	4.6910	290,000.00	0.00	0.00	290,000.00	88046KRE8
	7/1/2031	Serial Bonds	4.7310	300,000.00	0.00	0.00	300,000.00	88046KRF5
	7/1/2031	Serial Bonds	4.0000	1,315,000.00	0.00	0.00	1,315,000.00	88046KQB5
	1/1/2032	Serial Bonds	4.1000	1,340,000.00	0.00	0.00	1,340,000.00	88046KQC3
	1/1/2032	Serial Bonds	4.7910	300,000.00	0.00	0.00	300,000.00	88046KRG3
	7/1/2032	Serial Bonds	4.8410	305,000.00	0.00	0.00	305,000.00	88046KRH1
	7/1/2032	Serial Bonds	4.1500	1,365,000.00	0.00	0.00	1,365,000.00	88046KQD1
	1/1/2033	Serial Bonds	4.2000	1,395,000.00	0.00	0.00	1,395,000.00	88046KQE9
	1/1/2033	Serial Bonds	5.0880	315,000.00	0.00	0.00	315,000.00	88046KRJ7
	7/1/2033	Serial Bonds	5.1380	325,000.00	0.00	0.00	325,000.00	88046KRK4
	7/1/2033	Serial Bonds	4.2500	1,425,000.00	0.00	0.00	1,425,000.00	88046KQF6
	1/1/2034	Serial Bonds	4.3000	1,455,000.00	0.00	0.00	1,455,000.00	88046KQG4
	1/1/2034	Serial Bonds	5.1980	330,000.00	0.00	0.00	330,000.00	88046KRL2
	7/1/2034	Serial Bonds	5.2480	340,000.00	0.00	0.00	340,000.00	88046KRM0
	7/1/2034	Serial Bonds	4.3500	1,485,000.00	0.00	0.00	1,485,000.00	88046KQH2
	1/1/2035	Serial Bonds	4.4000	1,520,000.00	0.00	0.00	1,520,000.00	88046KQJ8
	1/1/2035	Serial Bonds	5.2980	350,000.00	0.00	0.00	350,000.00	88046KRN8
	7/1/2035	Serial Bonds	5.3480	360,000.00	0.00	0.00	360,000.00	88046KRP3
	7/1/2035	Serial Bonds	4.4000	1,555,000.00	0.00	0.00	1,555,000.00	88046KQK5
	1/1/2036	Serial Bonds	4.5000	1,585,000.00	0.00	0.00	1,585,000.00	88046KQL3
	1/1/2036	Serial Bonds	5.3980	370,000.00	0.00	0.00	370,000.00	88046KRQ1

Bonds by Maturity

Bond Issue	Maturity Date	Bond Type	Interest Rate	Original Amount	Principal Matured	Principal Redeemed	Principal Outstanding	CUSIP
Bond Issue 2025-1	7/1/2036	Serial Bonds	5.4280	385,000.00	0.00	0.00	385,000.00	88046KRR9
	7/1/2036	Serial Bonds	4.5000	1,620,000.00	0.00	0.00	1,620,000.00	88046KQM1
	1/1/2037	Serial Bonds	4.5000	1,660,000.00	0.00	0.00	1,660,000.00	88046KQN9
	7/1/2037	Serial Bonds	4.5000	1,695,000.00	0.00	0.00	1,695,000.00	88046KQP4
	7/1/2040	Term Bonds	4.6250	11,050,000.00	0.00	0.00	11,050,000.00	88046KQQ2
	7/1/2040	Term Bonds	5.6380	3,470,000.00	0.00	0.00	3,470,000.00	88046KRS7
	7/1/2045	Term Bonds	5.8930	5,630,000.00	0.00	0.00	5,630,000.00	88046KRT5
	7/1/2045	Term Bonds	4.9000	22,420,000.00	0.00	0.00	22,420,000.00	88046KQR0
	7/1/2050	Term Bonds	5.0000	28,860,000.00	0.00	0.00	28,860,000.00	88046KQS8
	7/1/2050	Term Bonds	5.9530	7,540,000.00	0.00	0.00	7,540,000.00	88046KRU2
	7/1/2055	Term Bonds	5.9930	10,115,000.00	0.00	0.00	10,115,000.00	88046KRV0
	7/1/2055	Term Bonds	5.0500	37,355,000.00	0.00	0.00	37,355,000.00	88046KQT6
	1/1/2056	Term Bonds	6.0000	67,950,000.00	125,000.00	1,615,000.00	66,210,000.00	88046KQU3
	1/1/2056	Term Bonds	6.5000	16,960,000.00	25,000.00	405,000.00	16,530,000.00	88046KRW8
				250,000,000.00	**2,205,000.00**	**2,370,000.00**	**245,425,000.00**	
Bond Issue 2025-2								
	7/1/2026	Serial Bonds	2.8000	695,000.00	695,000.00	0.00	0.00	88046KRX6
	7/1/2026	Serial Bonds	3.9560	230,000.00	225,000.00	5,000.00	0.00	88046KTB2
	1/1/2027	Serial Bonds	3.9560	240,000.00	0.00	0.00	240,000.00	88046KTC0
	1/1/2027	Serial Bonds	2.8500	705,000.00	0.00	0.00	705,000.00	88046KRY4
	7/1/2027	Serial Bonds	2.9000	715,000.00	0.00	0.00	715,000.00	88046KRZ1
	7/1/2027	Serial Bonds	3.9560	245,000.00	0.00	0.00	245,000.00	88046KTD8
	1/1/2028	Serial Bonds	3.9520	250,000.00	0.00	0.00	250,000.00	88046KTE6
	1/1/2028	Serial Bonds	2.9500	725,000.00	0.00	0.00	725,000.00	88046KSA5
	7/1/2028	Serial Bonds	2.9500	735,000.00	0.00	0.00	735,000.00	88046KSB3
	7/1/2028	Serial Bonds	3.9520	255,000.00	0.00	0.00	255,000.00	88046KTF3

Bonds by Maturity

Bond Issue	Maturity Date	Bond Type	Interest Rate	Original Amount	Principal Matured	Principal Redeemed	Principal Outstanding	CUSIP
Bond Issue 2025-2	1/1/2029	Serial Bonds	4.0570	260,000.00	0.00	0.00	260,000.00	88046KTG1
	1/1/2029	Serial Bonds	3.0500	745,000.00	0.00	0.00	745,000.00	88046KSC1
	7/1/2029	Serial Bonds	3.1500	760,000.00	0.00	0.00	760,000.00	88046KSD9
	7/1/2029	Serial Bonds	4.0870	265,000.00	0.00	0.00	265,000.00	88046KTH9
	1/1/2030	Serial Bonds	4.1370	270,000.00	0.00	0.00	270,000.00	88046KTJ5
	1/1/2030	Serial Bonds	3.2000	770,000.00	0.00	0.00	770,000.00	88046KSE7
	7/1/2030	Serial Bonds	3.2000	785,000.00	0.00	0.00	785,000.00	88046KSF4
	7/1/2030	Serial Bonds	4.2170	275,000.00	0.00	0.00	275,000.00	88046KTK2
	1/1/2031	Serial Bonds	4.4550	280,000.00	0.00	0.00	280,000.00	88046KTL0
	1/1/2031	Serial Bonds	3.4000	795,000.00	0.00	0.00	795,000.00	88046KSG2
	7/1/2031	Serial Bonds	3.4500	810,000.00	0.00	0.00	810,000.00	88046KSH0
	7/1/2031	Serial Bonds	4.5050	290,000.00	0.00	0.00	290,000.00	88046KTM8
	1/1/2032	Serial Bonds	4.5550	295,000.00	0.00	0.00	295,000.00	88046KTN6
	1/1/2032	Serial Bonds	3.6500	825,000.00	0.00	0.00	825,000.00	88046KSJ6
	7/1/2032	Serial Bonds	3.6500	840,000.00	0.00	0.00	840,000.00	88046KSK3
	7/1/2032	Serial Bonds	4.6050	305,000.00	0.00	0.00	305,000.00	88046KTP1
	1/1/2033	Serial Bonds	4.9290	310,000.00	0.00	0.00	310,000.00	88046KTQ9
	1/1/2033	Serial Bonds	3.8000	855,000.00	0.00	0.00	855,000.00	88046KSL1
	7/1/2033	Serial Bonds	3.8500	870,000.00	0.00	0.00	870,000.00	88046KSM9
	7/1/2033	Serial Bonds	4.9790	320,000.00	0.00	0.00	320,000.00	88046KTR7
	1/1/2034	Serial Bonds	5.0990	325,000.00	0.00	0.00	325,000.00	88046KTS5
	1/1/2034	Serial Bonds	3.9000	890,000.00	0.00	0.00	890,000.00	88046KSN7
	7/1/2034	Serial Bonds	3.9500	905,000.00	0.00	0.00	905,000.00	88046KSP2
	7/1/2034	Serial Bonds	5.1290	330,000.00	0.00	0.00	330,000.00	88046KTT3
	1/1/2035	Serial Bonds	5.1790	345,000.00	0.00	0.00	345,000.00	88046KTU0
	1/1/2035	Serial Bonds	4.0500	925,000.00	0.00	0.00	925,000.00	88046KSQ0

Bonds by Maturity

Bond Issue	Maturity Date	Bond Type	Interest Rate	Original Amount	Principal Matured	Principal Redeemed	Principal Outstanding	CUSIP
Bond Issue 2025-2	7/1/2035	Serial Bonds	4.1000	945,000.00	0.00	0.00	945,000.00	88046KSR8
	7/1/2035	Serial Bonds	5.2190	350,000.00	0.00	0.00	350,000.00	88046KTV8
	1/1/2036	Serial Bonds	5.3290	360,000.00	0.00	0.00	360,000.00	88046KTW6
	1/1/2036	Serial Bonds	4.3000	965,000.00	0.00	0.00	965,000.00	88046KSS6
	7/1/2036	Serial Bonds	4.3500	985,000.00	0.00	0.00	985,000.00	88046KST4
	7/1/2036	Serial Bonds	5.4290	370,000.00	0.00	0.00	370,000.00	88046KTX4
	1/1/2037	Serial Bonds	5.4790	385,000.00	0.00	0.00	385,000.00	88046KTY2
	1/1/2037	Serial Bonds	4.4500	1,005,000.00	0.00	0.00	1,005,000.00	88046KSU1
	7/1/2037	Serial Bonds	4.4500	1,030,000.00	0.00	0.00	1,030,000.00	88046KSV9
	7/1/2037	Serial Bonds	5.5290	390,000.00	0.00	0.00	390,000.00	88046KTZ9
	7/1/2040	Term Bonds	4.8500	6,715,000.00	0.00	0.00	6,715,000.00	88046KSW7
	7/1/2040	Term Bonds	5.7090	2,600,000.00	0.00	0.00	2,600,000.00	88046KUA2
	7/1/2045	Term Bonds	5.1000	13,660,000.00	0.00	0.00	13,660,000.00	88046KSX5
	7/1/2045	Term Bonds	5.9660	5,475,000.00	0.00	0.00	5,475,000.00	88046KUB0
	7/1/2050	Term Bonds	5.1500	17,550,000.00	0.00	0.00	17,550,000.00	88046KSY3
	7/1/2050	Term Bonds	5.9760	7,335,000.00	0.00	0.00	7,335,000.00	88046KUC8
	7/1/2055	Term Bonds	6.0160	9,865,000.00	0.00	0.00	9,865,000.00	88046KUD6
	7/1/2055	Term Bonds	5.2000	22,590,000.00	0.00	0.00	22,590,000.00	88046KSZ0
	1/1/2056	Term Bonds	6.2500	13,770,000.00	75,000.00	0.00	13,695,000.00	88046KUE4
	1/1/2056	Term Bonds	6.0000	34,215,000.00	195,000.00	0.00	34,020,000.00	88046KTA4
				160,000,000.00	**1,190,000.00**	**5,000.00**	**158,805,000.00**	
Bond Issue 2026-1								
	1/1/2027	Serial Bonds	2.6000	265,000.00	0.00	0.00	265,000.00	88046KUG9
	7/1/2027	Serial Bonds	2.7000	670,000.00	0.00	0.00	670,000.00	88046KUH7
	1/1/2028	Serial Bonds	2.7500	680,000.00	0.00	0.00	680,000.00	88046KUJ3
	7/1/2028	Serial Bonds	2.8000	690,000.00	0.00	0.00	690,000.00	88046KUK0

Bonds by Maturity

Bond Issue	Maturity Date	Bond Type	Interest Rate	Original Amount	Principal Matured	Principal Redeemed	Principal Outstanding	CUSIP
Bond Issue 2026-1	1/1/2029	Serial Bonds	2.8500	700,000.00	0.00	0.00	700,000.00	88046KUL8
	7/1/2029	Serial Bonds	2.8750	710,000.00	0.00	0.00	710,000.00	88046KUM6
	1/1/2030	Serial Bonds	2.9500	720,000.00	0.00	0.00	720,000.00	88046KUN4
	7/1/2030	Serial Bonds	3.0000	730,000.00	0.00	0.00	730,000.00	88046KUP9
	1/1/2031	Serial Bonds	3.0500	740,000.00	0.00	0.00	740,000.00	88046KUQ7
	7/1/2031	Serial Bonds	3.1000	750,000.00	0.00	0.00	750,000.00	88046KUR5
	1/1/2032	Serial Bonds	3.2500	765,000.00	0.00	0.00	765,000.00	88046KUS3
	7/1/2032	Serial Bonds	3.3000	775,000.00	0.00	0.00	775,000.00	88046KUT1
	1/1/2033	Serial Bonds	3.3500	790,000.00	0.00	0.00	790,000.00	88046KUU8
	7/1/2033	Serial Bonds	3.4000	800,000.00	0.00	0.00	800,000.00	88046KUV6
	1/1/2034	Serial Bonds	3.5000	815,000.00	0.00	0.00	815,000.00	88046KUW4
	7/1/2034	Serial Bonds	3.5500	830,000.00	0.00	0.00	830,000.00	88046KUX2
	1/1/2035	Serial Bonds	3.6000	845,000.00	0.00	0.00	845,000.00	88046KUY0
	7/1/2035	Serial Bonds	3.7000	860,000.00	0.00	0.00	860,000.00	88046KUZ7
	1/1/2036	Serial Bonds	3.7500	875,000.00	0.00	0.00	875,000.00	88046KVA1
	7/1/2036	Serial Bonds	3.8000	890,000.00	0.00	0.00	890,000.00	88046KVB9
	1/1/2037	Serial Bonds	3.8500	910,000.00	0.00	0.00	910,000.00	88046KVC7
	7/1/2037	Serial Bonds	3.8750	925,000.00	0.00	0.00	925,000.00	88046KVD5
	1/1/2038	Serial Bonds	4.0000	945,000.00	0.00	0.00	945,000.00	88046KVE3
	7/1/2038	Serial Bonds	4.0000	960,000.00	0.00	0.00	960,000.00	88046KVF0
	7/1/2041	Term Bonds	4.2000	6,205,000.00	0.00	0.00	6,205,000.00	88046KVG8
	7/1/2046	Term Bonds	4.6500	12,390,000.00	0.00	0.00	12,390,000.00	88046KVH6
	7/1/2051	Term Bonds	4.7000	15,705,000.00	0.00	0.00	15,705,000.00	88046KVJ2
	7/1/2056	Term Bonds	4.7500	19,980,000.00	0.00	0.00	19,980,000.00	88046KVK9
	1/1/2057	Term Bonds	6.0000	31,080,000.00	0.00	0.00	31,080,000.00	88046KVL7
				104,000,000.00	**0.00**	**0.00**	**104,000,000.00**	

Bonds by Maturity

Bond Issue	Maturity Date	Bond Type	Interest Rate	Original Amount	Principal Matured	Principal Redeemed	Principal Outstanding	CUSIP
Bond Issue 2026-2								
	7/1/2027	Serial Bonds	6.0000	1,785,000.00	0.00	0.00	1,785,000.00	88046KVM5
	1/1/2028	Serial Bonds	2.8500	1,810,000.00	0.00	0.00	1,810,000.00	88046KVN3
	7/1/2028	Serial Bonds	6.0000	1,840,000.00	0.00	0.00	1,840,000.00	88046KVP8
	1/1/2029	Serial Bonds	3.0000	1,865,000.00	0.00	0.00	1,865,000.00	88046KVQ6
	7/1/2029	Serial Bonds	6.0000	1,895,000.00	0.00	0.00	1,895,000.00	88046KVR4
	1/1/2030	Serial Bonds	3.1500	1,920,000.00	0.00	0.00	1,920,000.00	88046KVS2
	7/1/2030	Serial Bonds	6.0000	1,950,000.00	0.00	0.00	1,950,000.00	88046KVT0
	1/1/2031	Serial Bonds	3.3000	1,980,000.00	0.00	0.00	1,980,000.00	88046KVU7
	7/1/2031	Serial Bonds	6.0000	2,015,000.00	0.00	0.00	2,015,000.00	88046KVV5
	1/1/2032	Serial Bonds	3.4500	2,045,000.00	0.00	0.00	2,045,000.00	88046KVW3
	7/1/2032	Serial Bonds	6.0000	2,080,000.00	0.00	0.00	2,080,000.00	88046KVX1
	1/1/2033	Serial Bonds	3.6000	2,115,000.00	0.00	0.00	2,115,000.00	88046KVY9
	7/1/2033	Serial Bonds	6.0000	2,155,000.00	0.00	0.00	2,155,000.00	88046KVZ6
	1/1/2034	Serial Bonds	3.7500	2,195,000.00	0.00	0.00	2,195,000.00	88046KWA0
	7/1/2034	Serial Bonds	6.0000	2,235,000.00	0.00	0.00	2,235,000.00	88046KWB8
	1/1/2035	Serial Bonds	3.8500	2,280,000.00	0.00	0.00	2,280,000.00	88046KWC6
	7/1/2035	Serial Bonds	3.9000	2,325,000.00	0.00	0.00	2,325,000.00	88046KWD4
	1/1/2036	Serial Bonds	3.9500	2,370,000.00	0.00	0.00	2,370,000.00	88046KWE2
	7/1/2036	Serial Bonds	4.0000	2,415,000.00	0.00	0.00	2,415,000.00	88046KWF9
	1/1/2037	Serial Bonds	4.1000	2,465,000.00	0.00	0.00	2,465,000.00	88046KWG7
	7/1/2037	Serial Bonds	4.1500	2,515,000.00	0.00	0.00	2,515,000.00	88046KWH5
	1/1/2038	Serial Bonds	4.2000	2,570,000.00	0.00	0.00	2,570,000.00	88046KWJ1
	7/1/2038	Serial Bonds	4.2500	2,625,000.00	0.00	0.00	2,625,000.00	88046KWK8
	7/1/2041	Term Bonds	4.5500	17,010,000.00	0.00	0.00	17,010,000.00	88046KWL6
	7/1/2046	Term Bonds	4.8500	34,230,000.00	0.00	0.00	34,230,000.00	88046KWM4

Bonds by Maturity

Bond Issue	Maturity Date	Bond Type	Interest Rate	Original Amount	Principal Matured	Principal Redeemed	Principal Outstanding	CUSIP
Bond Issue 2026-2	7/1/2051	Term Bonds	4.9500	43,580,000.00	0.00	0.00	43,580,000.00	88046KWN2
	7/1/2056	Term Bonds	5.0000	55,730,000.00	0.00	0.00	55,730,000.00	88046KWP7
				200,000,000.00	**0.00**	**0.00**	**200,000,000.00**	

Outstanding Investments
(By funds over $100,000)

Fund	Investment Type	Investment Amount	Yield	Maturity
2013 OLD 74 RES CASH/INV	FHLB	890,000.00	4.500%	3/25/2031
2013 OLD 74 RES CASH/INV	FNMA	1,000,000.00	0.750%	12/23/2026
2013 OLD 74 RES CASH/INV	FNMA	1,000,000.00	4.500%	5/22/2031
2013 OLD 74 RES CASH/INV	FHLB	5,000,000.00	3.983%	11/13/2026
2013 OLD 74 RES CASH/INV	FNMA	665,000.00	3.724%	10/1/2026
2013 OLD 74 RES CASH/INV	FHLB	5,000,000.00	3.889%	10/15/2026
2013 OLD 74 RES CASH/INV Total		**13,555,000.00**		
Gen Esc Fund	FNMA	500,000.00	4.500%	5/22/2031
Gen Esc Fund	FHLB	5,000,000.00	3.983%	11/13/2026
Gen Esc Fund	FHLB	15,000,000.00	4.043%	12/14/2026
Gen Esc Fund	FHLB	5,000,000.00	3.889%	10/15/2026
Gen Esc Fund Total		**25,500,000.00**		
2013-1 RF	FHLB	345,000.00	3.714%	10/1/2026
2013-1 RF	FHLB	215,000.00	4.133%	1/4/2027
2013-1 RF	FNMA	580,000.00	3.724%	10/1/2026
2013-1 RF	FNMA	215,000.00	4.119%	1/4/2027
2013-1 RF	FNMA	240,000.00	4.146%	1/4/2027
2013-1 RF Total		**1,595,000.00**		
2013-1 BRF	FHLB	105,000.00	4.659%	5/25/2033
2013-1 BRF	FHLB	110,000.00	4.000%	10/2/2028
2013-1 BRF	FHLB	700,000.00	4.608%	11/17/2032
2013-1 BRF	FHLB	775,000.00	5.000%	12/26/2035
2013-1 BRF	FHLMC	475,000.00	4.000%	12/18/2029
2013-1 BRF	FHLMC	585,000.00	3.750%	1/13/2028
2013-1 BRF	FNMA	500,000.00	4.090%	1/21/2028
2013-1 BRF	FNMA	830,000.00	4.000%	9/13/2028
2013-1 BRF	FNMA	30,000.00	4.500%	5/22/2031
2013-1 BRF Total		**4,110,000.00**		
2013-2 RF	FHLB	110,000.00	3.714%	10/1/2026
2013-2 RF	FHLB	115,000.00	4.133%	1/4/2027
2013-2 RF	FNMA	285,000.00	3.724%	10/1/2026
2013-2 RF	FNMA	115,000.00	4.119%	1/4/2027
2013-2 RF	FNMA	320,000.00	4.146%	1/4/2027
2013-2 RF Total		**945,000.00**		
2013-2 BRF	FHLB	165,000.00	4.000%	4/21/2032

Outstanding Investments
(By funds over $100,000)

Fund	Investment Type	Investment Amount	Yield	Maturity
2013-2 BRF	FHLB	1,310,000.00	4.000%	10/2/2028
2013-2 BRF	FNMA	775,000.00	4.000%	9/13/2028
2013-2 BRF	FNMA	510,000.00	4.030%	1/16/2030
2013-2 BRF	FNMA	45,000.00	4.500%	5/22/2031
2013-2 BRF Total		**2,805,000.00**		
2014-1 RF	FHLB	175,000.00	3.714%	10/1/2026
2014-1 RF	FHLB	120,000.00	4.133%	1/4/2027
2014-1 RF	FNMA	790,000.00	3.724%	10/1/2026
2014-1 RF	FNMA	125,000.00	4.119%	1/4/2027
2014-1 RF	FNMA	370,000.00	4.146%	1/4/2027
2014-1 RF Total		**1,580,000.00**		
2014-1 BRF	FHLB	505,000.00	4.000%	4/21/2032
2014-1 BRF	FHLB	110,000.00	4.000%	10/2/2028
2014-1 BRF	FHLB	700,000.00	4.608%	11/17/2032
2014-1 BRF	FHLB	775,000.00	5.000%	12/26/2035
2014-1 BRF	FHLMC	475,000.00	4.000%	12/18/2029
2014-1 BRF	FHLMC	600,000.00	3.750%	1/13/2028
2014-1 BRF	FNMA	520,000.00	4.030%	1/16/2030
2014-1 BRF	FNMA	15,000.00	4.500%	5/22/2031
2014-1 BRF Total		**3,700,000.00**		
2014-2 RF	FHLB	275,000.00	3.714%	10/1/2026
2014-2 RF	FHLB	235,000.00	4.133%	1/4/2027
2014-2 RF	FNMA	655,000.00	3.724%	10/1/2026
2014-2 RF	FNMA	235,000.00	4.119%	1/4/2027
2014-2 RF	FNMA	480,000.00	4.146%	1/4/2027
2014-2 RF Total		**1,880,000.00**		
2014-2 BRF	FHLB	555,000.00	4.000%	4/21/2032
2014-2 BRF	FHLB	1,040,000.00	4.000%	10/2/2028
2014-2 BRF	FHLB	325,000.00	4.608%	11/17/2032
2014-2 BRF	FHLB	250,000.00	5.000%	12/26/2035
2014-2 BRF	FHLMC	675,000.00	4.000%	12/18/2029
2014-2 BRF	FHLMC	255,000.00	3.750%	1/13/2028
2014-2 BRF	FNMA	500,000.00	4.090%	1/21/2028
2014-2 BRF	FNMA	470,000.00	4.000%	9/13/2028
2014-2 BRF	FNMA	13,000.00	4.500%	5/22/2031
2014-2 BRF Total		**4,083,000.00**		

Outstanding Investments
(By funds over $100,000)

Fund	Investment Type	Investment Amount	Yield	Maturity
2015-1 RF	FHLB	360,000.00	3.725%	10/1/2026
2015-1 RF	FHLB	230,000.00	3.714%	10/1/2026
2015-1 RF	FHLB	105,000.00	4.133%	1/4/2027
2015-1 RF	FNMA	105,000.00	4.119%	1/4/2027
2015-1 RF	FNMA	270,000.00	4.146%	1/4/2027
2015-1 RF Total		**1,070,000.00**		
2015-1 BRF	FHLB	375,000.00	1.000%	3/30/2027
2015-1 BRF	FHLB	305,000.00	4.000%	10/2/2028
2015-1 BRF	FHLB	250,000.00	5.000%	12/26/2035
2015-1 BRF	FHLMC	555,000.00	3.750%	1/13/2028
2015-1 BRF	FNMA	325,000.00	4.000%	9/13/2028
2015-1 BRF	FNMA	15,000.00	4.500%	5/22/2031
2015-1 BRF Total		**1,825,000.00**		
2015-2 RF	FHLB	370,000.00	3.714%	10/1/2026
2015-2 RF	FHLB	230,000.00	4.133%	1/4/2027
2015-2 RF	FNMA	510,000.00	3.724%	10/1/2026
2015-2 RF	FNMA	225,000.00	4.119%	1/4/2027
2015-2 RF	FNMA	635,000.00	4.146%	1/4/2027
2015-2 RF Total		**1,970,000.00**		
2015-2 BRF	FHLB	530,000.00	2.000%	5/12/2031
2015-2 BRF	FHLB	140,000.00	4.000%	10/2/2028
2015-2 BRF	FHLB	250,000.00	5.000%	12/26/2035
2015-2 BRF	FHLMC	165,000.00	3.750%	1/13/2028
2015-2 BRF	FNMA	1,060,000.00	4.000%	9/13/2028
2015-2 BRF	FNMA	500,000.00	4.030%	1/16/2030
2015-2 BRF	FNMA	30,000.00	4.500%	5/22/2031
2015-2 BRF Total		**2,675,000.00**		
2016-1 RF	FHLB	770,000.00	4.133%	1/4/2027
2016-1 RF	FNMA	770,000.00	4.119%	1/4/2027
2016-1 RF	FNMA	515,000.00	4.146%	1/4/2027
2016-1 RF Total		**2,055,000.00**		
2016-1 BRF	FHLB	730,000.00	1.000%	12/30/2026
2016-1 BRF	FHLB	735,000.00	1.000%	3/30/2027
2016-1 BRF	FHLB	500,000.00	2.000%	5/12/2031
2016-1 BRF	FHLB	1,000,000.00	4.000%	10/10/2028
2016-1 BRF	FHLB	2,000,000.00	5.400%	11/6/2040

Outstanding Investments
(By funds over $100,000)

Fund	Investment Type	Investment Amount	Yield	Maturity
2016-1 BRF	FHLB	610,000.00	4.608%	11/17/2032
2016-1 BRF	FHLB	250,000.00	5.000%	12/26/2035
2016-1 BRF	FHLB	260,000.00	4.500%	3/25/2031
2016-1 BRF	FHLMC	505,000.00	3.750%	1/13/2028
2016-1 BRF	FNMA	500,000.00	0.750%	12/23/2026
2016-1 BRF	FNMA	225,000.00	4.000%	9/13/2028
2016-1 BRF	FNMA	1,000,000.00	4.030%	1/16/2030
2016-1 BRF	FNMA	84,000.00	4.500%	5/22/2031
2016-1 BRF Total		**8,399,000.00**		
2016-2 RF	FHLB	725,000.00	4.133%	1/4/2027
2016-2 RF	FNMA	725,000.00	4.119%	1/4/2027
2016-2 RF	FNMA	550,000.00	4.146%	1/4/2027
2016-2 RF Total		**2,000,000.00**		
2016-2 BRF	FHLB	250,000.00	5.000%	12/26/2035
2016-2 BRF	FHLB	500,000.00	4.500%	3/25/2031
2016-2 BRF	FHLMC	505,000.00	3.750%	1/13/2028
2016-2 BRF Total		**1,255,000.00**		
2016-3 RF	FHLB	180,000.00	3.725%	10/1/2026
2016-3 RF	FHLB	245,000.00	4.133%	1/4/2027
2016-3 RF	FNMA	245,000.00	4.119%	1/4/2027
2016-3 RF Total		**670,000.00**		
2016-3 BRF	FHLB	300,000.00	4.500%	3/25/2031
2016-3 BRF	FHLMC	250,000.00	3.750%	1/13/2028
2016-3 BRF Total		**550,000.00**		
2017-1 RF	FHLB	390,000.00	3.714%	10/1/2026
2017-1 RF	FHLB	180,000.00	4.133%	1/4/2027
2017-1 RF	FNMA	495,000.00	3.724%	10/1/2026
2017-1 RF	FNMA	180,000.00	4.119%	1/4/2027
2017-1 RF	FNMA	275,000.00	4.146%	1/4/2027
2017-1 RF Total		**1,520,000.00**		
2017-1 BRF	FHLB	250,000.00	5.000%	12/26/2035
2017-1 BRF	FNMA	500,000.00	4.090%	1/21/2028
2017-1 BRF	FNMA	15,000.00	4.000%	9/13/2028
2017-1 BRF	FNMA	250,000.00	4.030%	1/16/2030
2017-1 BRF	FNMA	20,000.00	4.500%	5/22/2031
2017-1 BRF Total		**1,035,000.00**		

Outstanding Investments
(By funds over $100,000)

Fund	Investment Type	Investment Amount	Yield	Maturity
2017-2 RF	FNMA	1,030,000.00	4.119%	1/4/2027
2017-2 RF	FNMA	595,000.00	4.146%	1/4/2027
2017-2 RF Total		**1,625,000.00**		
2017-2 BRF	FHLB	250,000.00	1.000%	3/30/2027
2017-2 BRF	FHLB	100,000.00	4.200%	9/26/2030
2017-2 BRF	FHLB	250,000.00	5.000%	12/26/2035
2017-2 BRF	FHLMC	250,000.00	3.750%	1/13/2028
2017-2 BRF	FNMA	500,000.00	0.750%	12/23/2026
2017-2 BRF	FNMA	890,000.00	4.000%	9/13/2028
2017-2 BRF Total		**2,240,000.00**		
2017-3 RF	FHLB	1,030,000.00	4.133%	1/4/2027
2017-3 RF	FNMA	220,000.00	3.724%	10/1/2026
2017-3 RF	FNMA	895,000.00	4.119%	1/4/2027
2017-3 RF	FNMA	250,000.00	4.146%	1/4/2027
2017-3 RF Total		**2,395,000.00**		
2017-3 BRF	FHLB	350,000.00	4.200%	9/26/2030
2017-3 BRF	FNMA	250,000.00	4.030%	1/16/2030
2017-3 BRF Total		600,000.00		
2017-4 RF	FHLB	815,000.00	4.133%	1/4/2027
2017-4 RF	FNMA	515,000.00	3.724%	10/1/2026
2017-4 RF	FNMA	815,000.00	4.119%	1/4/2027
2017-4 RF	FNMA	385,000.00	4.146%	1/4/2027
2017-4 RF Total		**2,530,000.00**		
2017-4 BRF	FHLB	250,000.00	5.000%	12/26/2035
2017-4 BRF	FHLB	350,000.00	4.500%	3/25/2031
2017-4 BRF Total		**600,000.00**		
2018-1 RF	FHLB	650,000.00	4.133%	1/4/2027
2018-1 RF	FNMA	370,000.00	3.724%	10/1/2026
2018-1 RF	FNMA	650,000.00	4.119%	1/4/2027
2018-1 RF	FNMA	585,000.00	4.146%	1/4/2027
2018-1 RF Total		**2,255,000.00**		
2018-1 BRF	FHLB	250,000.00	5.000%	12/26/2035
2018-1 BRF	FHLMC	175,000.00	3.750%	1/13/2028
2018-1 BRF Total		**425,000.00**		
2018-2 RF	FHLB	1,000,000.00	4.133%	1/4/2027
2018-2 RF	FNMA	155,000.00	3.724%	10/1/2026

Outstanding Investments
(By funds over $100,000)

Fund	Investment Type	Investment Amount	Yield	Maturity
2018-2 RF	FNMA	975,000.00	4.119%	1/4/2027
2018-2 RF	FNMA	500,000.00	4.146%	1/4/2027
2018-2 RF Total		**2,630,000.00**		
2018-2 BRF	FHLB	150,000.00	4.200%	9/26/2030
2018-2 BRF	FHLB	250,000.00	5.000%	12/26/2035
2018-2 BRF	FNMA	500,000.00	4.090%	1/21/2028
2018-2 BRF Total		**900,000.00**		
2018-3 RF	FHLB	875,000.00	3.725%	10/1/2026
2018-3 RF	FHLB	875,000.00	4.133%	1/4/2027
2018-3 RF	FNMA	875,000.00	4.119%	1/4/2027
2018-3 RF	FNMA	620,000.00	4.146%	1/4/2027
2018-3 RF Total		**3,245,000.00**		
2018-3 BRF	FHLB	500,000.00	2.000%	5/12/2031
2018-3 BRF	FHLB	540,000.00	4.000%	4/21/2032
2018-3 BRF	FHLB	280,000.00	4.200%	9/26/2030
2018-3 BRF	FHLB	555,000.00	4.000%	10/2/2028
2018-3 BRF	FHLB	250,000.00	5.000%	12/26/2035
2018-3 BRF	FHLMC	260,000.00	3.750%	1/13/2028
2018-3 BRF	FNMA	500,000.00	0.750%	12/23/2026
2018-3 BRF	FNMA	25,000.00	4.500%	5/22/2031
2018-3 BRF Total		**2,910,000.00**		
2018-4 RF	FHLB	2,535,000.00	3.725%	10/1/2026
2018-4 RF	FHLB	275,000.00	4.133%	1/4/2027
2018-4 RF	FNMA	690,000.00	3.713%	10/1/2026
2018-4 RF	FNMA	275,000.00	4.119%	1/4/2027
2018-4 RF	FNMA	775,000.00	4.146%	1/4/2027
2018-4 RF Total		**4,550,000.00**		
2018-4 BRF	FHLB	1,000,000.00	1.000%	2/25/2031
2018-4 BRF	FHLB	350,000.00	1.000%	12/30/2026
2018-4 BRF	FHLB	350,000.00	1.000%	3/30/2027
2018-4 BRF	FHLB	500,000.00	2.000%	5/12/2031
2018-4 BRF	FHLB	505,000.00	4.000%	4/21/2032
2018-4 BRF	FHLB	820,000.00	4.200%	9/26/2030
2018-4 BRF	FHLB	240,000.00	4.000%	10/2/2028
2018-4 BRF	FHLB	250,000.00	5.000%	12/26/2035
2018-4 BRF	FNMA	500,000.00	0.750%	12/23/2026

Outstanding Investments
(By funds over $100,000)

Fund	Investment Type	Investment Amount	Yield	Maturity
2018-4 BRF	FNMA	260,000.00	4.030%	1/16/2030
2018-4 BRF	FNMA	5,000.00	4.500%	5/22/2031
2018-4 BRF Total		**4,780,000.00**		
2019-1 RF	FHLB	290,000.00	3.725%	10/1/2026
2019-1 RF	FHLB	1,160,000.00	4.133%	1/4/2027
2019-1 RF	FNMA	1,160,000.00	4.119%	1/4/2027
2019-1 RF	FNMA	650,000.00	4.146%	1/4/2027
2019-1 RF Total		**3,260,000.00**		
2019-1 BRF	FHLB	340,000.00	1.000%	3/30/2027
2019-1 BRF	FHLB	500,000.00	2.000%	5/12/2031
2019-1 BRF	FHLB	505,000.00	4.000%	4/21/2032
2019-1 BRF	FHLB	270,000.00	4.200%	9/26/2030
2019-1 BRF	FHLB	95,000.00	4.000%	10/2/2028
2019-1 BRF	FHLB	250,000.00	5.000%	12/26/2035
2019-1 BRF	FNMA	500,000.00	0.750%	12/23/2026
2019-1 BRF	FNMA	620,000.00	4.030%	1/16/2030
2019-1 BRF	FNMA	15,000.00	4.500%	5/22/2031
2019-1 BRF Total		**3,095,000.00**		
2019-2 RF	FHLB	230,000.00	3.725%	10/1/2026
2019-2 RF	FHLB	1,670,000.00	4.133%	1/4/2027
2019-2 RF	FNMA	1,675,000.00	4.119%	1/4/2027
2019-2 RF	FNMA	700,000.00	4.146%	1/4/2027
2019-2 RF Total		**4,275,000.00**		
2019-2 BRF	FHLB	1,000,000.00	1.000%	2/25/2031
2019-2 BRF	FHLB	750,000.00	1.000%	12/30/2026
2019-2 BRF	FHLB	250,000.00	1.000%	3/30/2027
2019-2 BRF	FHLB	500,000.00	2.000%	5/12/2031
2019-2 BRF	FHLB	505,000.00	4.000%	4/21/2032
2019-2 BRF	FHLB	1,200,000.00	5.000%	12/18/2034
2019-2 BRF	FHLB	500,000.00	4.200%	9/26/2030
2019-2 BRF	FHLB	250,000.00	5.000%	12/26/2035
2019-2 BRF	FHLB	500,000.00	4.500%	3/25/2031
2019-2 BRF	FHLMC	450,000.00	3.750%	1/13/2028
2019-2 BRF	FNMA	500,000.00	0.750%	12/23/2026
2019-2 BRF Total		**6,405,000.00**		
2019-3 RF	FHLB	1,800,000.00	3.725%	10/1/2026

Outstanding Investments
(By funds over $100,000)

Fund	Investment Type	Investment Amount	Yield	Maturity
2019-3 RF	FHLB	740,000.00	4.133%	1/4/2027
2019-3 RF	FNMA	740,000.00	4.119%	1/4/2027
2019-3 RF	FNMA	535,000.00	4.146%	1/4/2027
2019-3 RF Total		**3,815,000.00**		
2019-3 BRF	FHLB	1,790,000.00	2.500%	5/19/2036
2019-3 BRF	FHLB	200,000.00	1.000%	3/30/2027
2019-3 BRF	FHLB	1,125,000.00	4.824%	5/27/2031
2019-3 BRF Total		**3,115,000.00**		
2019-4 RF	FHLB	1,030,000.00	3.725%	10/1/2026
2019-4 RF	FHLB	1,160,000.00	4.133%	1/4/2027
2019-4 RF	FNMA	1,160,000.00	4.119%	1/4/2027
2019-4 RF	FNMA	745,000.00	4.146%	1/4/2027
2019-4 RF Total		**4,095,000.00**		
2019-4 BRF	FHLB	1,500,000.00	1.482%	2/25/2031
2019-4 BRF	FHLB	750,000.00	1.000%	12/30/2026
2019-4 BRF	FHLB	250,000.00	1.000%	3/30/2027
2019-4 BRF	FHLB	500,000.00	2.000%	5/12/2031
2019-4 BRF	FHLB	1,000,000.00	5.000%	12/18/2034
2019-4 BRF	FHLB	1,895,000.00	4.200%	9/26/2030
2019-4 BRF	FHLB	250,000.00	5.000%	12/26/2035
2019-4 BRF	FHLB	500,000.00	5.000%	3/4/2038
2019-4 BRF	FHLB	200,000.00	4.500%	3/25/2031
2019-4 BRF	FNMA	500,000.00	0.750%	12/23/2026
2019-4 BRF	FNMA	250,000.00	4.030%	1/16/2030
2019-4 BRF Total		**7,595,000.00**		
2020-1 RF	FHLB	165,000.00	3.725%	10/1/2026
2020-1 RF	FHLB	1,510,000.00	4.133%	1/4/2027
2020-1 RF	FNMA	1,510,000.00	4.119%	1/4/2027
2020-1 RF	FNMA	1,355,000.00	4.146%	1/4/2027
2020-1 RF Total		**4,540,000.00**		
2020-1 BRF	FHLB	200,000.00	1.000%	12/30/2026
2020-1 BRF	FHLB	250,000.00	1.000%	3/30/2027
2020-1 BRF	FHLB	865,000.00	4.000%	10/2/2028
2020-1 BRF	FHLB	1,760,000.00	4.824%	5/27/2031
2020-1 BRF Total		**3,075,000.00**		
2020-2 RF	FNMA	500,000.00	0.749%	12/23/2026

Outstanding Investments
(By funds over $100,000)

Fund	Investment Type	Investment Amount	Yield	Maturity
2020-2 RF	FHLB	520,000.00	3.725%	10/1/2026
2020-2 RF	FHLB	1,095,000.00	4.133%	1/4/2027
2020-2 RF	FNMA	1,095,000.00	4.119%	1/4/2027
2020-2 RF	FNMA	240,000.00	4.146%	1/4/2027
2020-2 RF Total		**3,450,000.00**		
2020-2 BRF	FHLB	1,500,000.00	1.482%	2/25/2031
2020-2 BRF	FHLB	285,000.00	2.050%	5/12/2031
2020-2 BRF	FHLB	165,000.00	2.500%	5/19/2036
2020-2 BRF	FHLB	220,000.00	1.000%	12/30/2026
2020-2 BRF	FHLB	1,670,000.00	2.000%	5/12/2031
2020-2 BRF	FHLB	135,000.00	4.000%	4/21/2032
2020-2 BRF	FHLB	2,800,000.00	5.000%	12/18/2034
2020-2 BRF	FHLB	635,000.00	4.200%	9/26/2030
2020-2 BRF	FHLB	2,695,000.00	4.000%	10/10/2028
2020-2 BRF	FHLB	3,000,000.00	5.400%	11/6/2040
2020-2 BRF	FHLB	90,000.00	4.608%	11/17/2032
2020-2 BRF	FHLB	250,000.00	5.000%	12/26/2035
2020-2 BRF	FHLB	130,000.00	5.300%	1/22/2041
2020-2 BRF	FHLB	855,000.00	4.824%	5/27/2031
2020-2 BRF	FHLMC	1,900,000.00	1.000%	7/21/2028
2020-2 BRF	FHLMC	1,700,000.00	1.000%	10/19/2028
2020-2 BRF	FNMA	340,000.00	4.030%	1/16/2030
2020-2 BRF	FHLMC	1,957,395.00	5.512%	8/1/2056
2020-2 BRF	FHLMC	3,982,500.00	5.512%	9/1/2056
2020-2 BRF Total		**24,309,895.00**		
2020-3 RF	FHLB	1,000,000.00	3.725%	10/1/2026
2020-3 RF	FHLB	1,230,000.00	4.133%	1/4/2027
2020-3 RF	FNMA	1,225,000.00	4.119%	1/4/2027
2020-3 RF	FNMA	550,000.00	4.146%	1/4/2027
2020-3 RF Total		**4,005,000.00**		
2020-3 BRF	FHLB	1,395,000.00	2.500%	5/19/2036
2020-3 BRF Total		**1,395,000.00**		
2020-4 RF	FHLB	945,000.00	3.725%	10/1/2026
2020-4 RF	FHLB	1,150,000.00	4.133%	1/4/2027
2020-4 RF	FNMA	1,150,000.00	4.119%	1/4/2027
2020-4 RF	FNMA	500,000.00	4.146%	1/4/2027

Outstanding Investments
(By funds over $100,000)

Fund	Investment Type	Investment Amount	Yield	Maturity
2020-4 RF Total		**3,745,000.00**		
2020-4 BRF	FHLB	2,650,000.00	2.500%	5/19/2036
2020-4 BRF	FHLB	35,000.00	4.608%	11/17/2032
2020-4 BRF	FNMA	65,000.00	4.500%	5/22/2031
2020-4 BRF Total		**2,750,000.00**		
2021-1 RF	FHLB	890,000.00	3.725%	10/1/2026
2021-1 RF	FHLB	1,225,000.00	4.133%	1/4/2027
2021-1 RF	FNMA	1,500,000.00	4.119%	1/4/2027
2021-1 RF	FNMA	550,000.00	4.146%	1/4/2027
2021-1 RF Total		**4,165,000.00**		
2021-1 BRF	FHLB	1,140,000.00	2.050%	5/12/2031
2021-1 BRF Total		**1,140,000.00**		
2021-2 RF	FHLB	1,540,000.00	3.725%	10/1/2026
2021-2 RF	FHLB	780,000.00	4.133%	1/4/2027
2021-2 RF	FNMA	775,000.00	4.119%	1/4/2027
2021-2 RF	FNMA	440,000.00	4.146%	1/4/2027
2021-2 RF Total		**3,535,000.00**		
2021-2 BRF	FHLB	750,000.00	2.000%	5/12/2031
2021-2 BRF	FHLB	445,000.00	5.000%	10/16/2035
2021-2 BRF	FHLB	305,000.00	4.000%	10/10/2028
2021-2 BRF Total		**1,500,000.00**		
2021-3 RF	FHLB	1,260,000.00	3.725%	10/1/2026
2021-3 RF	FHLB	1,455,000.00	4.133%	1/4/2027
2021-3 RF	FNMA	300,000.00	4.119%	1/4/2027
2021-3 RF	FNMA	335,000.00	4.146%	1/4/2027
2021-3 RF Total		**3,350,000.00**		
2021-3 BRF	FHLB	1,260,000.00	4.824%	5/27/2031
2021-3 BRF Total		**1,260,000.00**		
2022-1 RF	FHLB	1,615,000.00	3.725%	10/1/2026
2022-1 RF	FHLB	1,535,000.00	4.133%	1/4/2027
2022-1 RF	FNMA	1,535,000.00	4.119%	1/4/2027
2022-1 RF	FNMA	1,250,000.00	4.146%	1/4/2027
2022-1 RF Total		**5,935,000.00**		
2022-1 BRF	FHLB	585,000.00	4.000%	4/21/2032
2022-1 BRF	FHLB	10,000.00	4.608%	11/17/2032
2022-1 BRF	FNMA	10,000.00	4.500%	5/22/2031

Outstanding Investments
(By funds over $100,000)

Fund	Investment Type	Investment Amount	Yield	Maturity
2022-1 BRF Total		**605,000.00**		
2022-2 RF	FHLB	2,175,000.00	3.725%	10/1/2026
2022-2 RF	FHLB	1,345,000.00	3.714%	10/1/2026
2022-2 RF	FHLB	445,000.00	4.133%	1/4/2027
2022-2 RF	FNMA	100,000.00	3.711%	10/1/2026
2022-2 RF	FNMA	200,000.00	4.119%	1/4/2027
2022-2 RF	FNMA	1,250,000.00	4.146%	1/4/2027
2022-2 RF Total		**5,515,000.00**		
2022-2 BRF	FHLB	1,645,000.00	4.659%	5/25/2033
2022-2 BRF Total		**1,645,000.00**		
2022-3 RF	FHLB	3,300,000.00	3.725%	10/1/2026
2022-3 RF	FHLB	945,000.00	3.714%	10/1/2026
2022-3 RF	FHLB	475,000.00	4.133%	1/4/2027
2022-3 RF	FNMA	475,000.00	4.119%	1/4/2027
2022-3 RF	FNMA	1,500,000.00	4.146%	1/4/2027
2022-3 RF	GNMA	1,194,621.80	5.511%	11/20/2052
2022-3 RF	GNMA	1,421,341.40	5.502%	3/20/2053
2022-3 RF	GNMA	3,290,555.60	5.511%	4/20/2053
2022-3 RF	GNMA	2,173,012.66	5.532%	5/20/2053
2022-3 RF Total		**14,774,531.46**		
2023-1 RF	FHLB	2,075,000.00	3.725%	10/1/2026
2023-1 RF	FHLB	720,000.00	3.714%	10/1/2026
2023-1 RF	FNMA	1,180,000.00	4.119%	1/4/2027
2023-1 RF	FNMA	1,300,000.00	4.146%	1/4/2027
2023-1 RF	GNMA	6,387,661.18	5.013%	6/20/2053
2023-1 RF	GNMA	3,654,326.98	5.012%	7/20/2053
2023-1 RF	FHLMC	1,231,748.20	5.514%	7/1/2053
2023-1 RF	FHLMC	773,517.49	6.011%	7/1/2053
2023-1 RF	FHLMC	3,657,179.31	5.515%	7/1/2053
2023-1 RF	FHLMC	2,020,320.17	5.515%	7/1/2053
2023-1 RF	FHLMC	2,688,972.39	6.017%	8/1/2053
2023-1 RF	FHLMC	3,756,591.28	6.018%	9/1/2053
2023-1 RF	FHLMC	635,885.16	6.020%	9/1/2053
2023-1 RF Total		**30,081,202.16**		
2023-1 BRF	FHLB	960,000.00	5.000%	10/16/2035
2023-1 BRF	FNMA	25,000.00	4.500%	5/22/2031

Outstanding Investments
(By funds over $100,000)

Fund	Investment Type	Investment Amount	Yield	Maturity
2023-1 BRF Total		**985,000.00**		
2023-2 RF	FHLB	1,580,000.00	3.714%	10/1/2026
2023-2 RF	FHLB	985,000.00	4.133%	1/4/2027
2023-2 RF	FNMA	2,980,000.00	3.724%	10/1/2026
2023-2 RF	FNMA	985,000.00	4.119%	1/4/2027
2023-2 RF	FNMA	2,000,000.00	4.146%	1/4/2027
2023-2 RF	GNMA	4,445,892.44	5.518%	8/20/2053
2023-2 RF	GNMA	2,877,225.55	5.518%	9/20/2053
2023-2 RF	GNMA	3,563,344.56	5.524%	9/20/2053
2023-2 RF	FHLMC	2,704,146.33	6.020%	9/1/2053
2023-2 RF	FHLMC	4,757,786.03	6.021%	11/1/2053
2023-2 RF	FHLMC	8,196,659.71	6.507%	11/1/2053
2023-2 RF	FHLMC	5,025,598.68	6.484%	12/1/2053
2023-2 RF	FHLMC	2,083,540.59	6.502%	2/1/2054
2023-2 RF	FHLMC	2,098,061.57	6.009%	3/1/2054
2023-2 RF	FHLMC	3,246,921.54	6.011%	4/1/2054
2023-2 RF	FHLMC	458,451.22	6.510%	5/1/2054
2023-2 RF Total		**47,987,628.22**		
2023-2 BRF	FHLB	1,550,000.00	5.000%	10/16/2035
2023-2 BRF Total		**1,550,000.00**		
2023-3 RF	FHLB	1,335,000.00	3.714%	10/1/2026
2023-3 RF	FHLB	1,775,000.00	4.133%	1/4/2027
2023-3 RF	FNMA	7,450,000.00	3.724%	10/1/2026
2023-3 RF	FNMA	285,000.00	3.714%	10/1/2026
2023-3 RF	FNMA	500,000.00	4.119%	1/4/2027
2023-3 RF	FNMA	3,000,000.00	4.146%	1/4/2027
2023-3 RF	GNMA	5,525,870.11	5.519%	11/20/2053
2023-3 RF	GNMA	3,916,242.96	6.025%	11/20/2053
2023-3 RF	GNMA	2,798,492.08	6.487%	12/20/2053
2023-3 RF	GNMA	878,894.36	6.527%	1/20/2054
2023-3 RF	GNMA	599,689.97	7.031%	1/20/2054
2023-3 RF	GNMA	1,085,015.56	6.501%	2/20/2054
2023-3 RF	GNMA	650,407.57	6.021%	2/20/2054
2023-3 RF	GNMA	1,115,056.71	6.018%	3/20/2054
2023-3 RF	FHLMC	1,624,495.00	6.019%	5/1/2054
2023-3 RF	FHLMC	2,768,764.88	6.509%	5/1/2054

Outstanding Investments
(By funds over $100,000)

Fund	Investment Type	Investment Amount	Yield	Maturity
2023-3 RF	FHLMC	2,768,057.23	6.510%	5/1/2054
2023-3 RF	FHLMC	1,052,387.52	6.510%	6/1/2054
2023-3 RF	FHLMC	2,302,176.25	6.018%	6/1/2054
2023-3 RF	FHLMC	379,880.69	6.017%	7/1/2054
2023-3 RF	FHLMC	3,879,446.40	6.509%	6/1/2054
2023-3 RF	FHLMC	2,287,905.02	6.496%	7/1/2054
2023-3 RF Total		**47,977,782.31**		
2023-3 BRF	FHLB	500,000.00	5.200%	8/27/2035
2023-3 BRF	FHLB	215,000.00	5.050%	9/24/2035
2023-3 BRF	FHLB	2,045,000.00	5.000%	10/16/2035
2023-3 BRF Total		**2,760,000.00**		
2024-1 RF	FHLB	1,065,000.00	3.714%	10/1/2026
2024-1 RF	FHLB	695,000.00	4.133%	1/4/2027
2024-1 RF	FNMA	4,930,000.00	3.724%	10/1/2026
2024-1 RF	FNMA	610,000.00	3.713%	10/1/2026
2024-1 RF	FNMA	680,000.00	4.119%	1/4/2027
2024-1 RF	FNMA	2,000,000.00	4.146%	1/4/2027
2024-1 RF	GNMA	3,840,301.50	6.023%	4/20/2054
2024-1 RF	GNMA	4,428,506.68	6.021%	5/20/2054
2024-1 RF	GNMA	357,699.15	6.507%	5/20/2054
2024-1 RF	GNMA	4,391,914.84	6.018%	6/20/2054
2024-1 RF	GNMA	6,521,334.45	6.008%	7/20/2054
2024-1 RF	GNMA	8,728,509.87	6.511%	7/20/2054
2024-1 RF	GNMA	12,021,786.73	6.003%	8/20/2054
2024-1 RF	GNMA	1,382,143.31	6.471%	7/20/2054
2024-1 RF	GNMA	27,693,935.04	5.992%	9/20/2054
2024-1 RF	GNMA	5,156,809.14	6.010%	9/20/2054
2024-1 RF	GNMA	6,154,014.95	6.018%	11/20/2054
2024-1 RF	FHLMC	4,898,791.37	5.993%	8/1/2054
2024-1 RF	FHLMC	3,789,683.28	5.984%	8/1/2054
2024-1 RF	FHLMC	1,174,936.18	6.467%	7/1/2054
2024-1 RF Total		**100,520,366.49**		
2024-1 BRF	FHLB	500,000.00	5.200%	8/27/2035
2024-1 BRF	FHLB	755,000.00	5.050%	9/24/2035
2024-1 BRF Total		**1,255,000.00**		
2024-2 RF	FHLB	1,415,000.00	3.714%	10/1/2026

Outstanding Investments
(By funds over $100,000)

Fund	Investment Type	Investment Amount	Yield	Maturity
2024-2 RF	FHLB	790,000.00	4.133%	1/4/2027
2024-2 RF	FNMA	2,800,000.00	3.724%	10/1/2026
2024-2 RF	FNMA	770,000.00	3.714%	10/1/2026
2024-2 RF	FNMA	500,000.00	3.713%	10/1/2026
2024-2 RF	FNMA	790,000.00	4.119%	1/4/2027
2024-2 RF	FNMA	3,000,000.00	4.146%	1/4/2027
2024-2 RF	GNMA	9,724,387.48	6.010%	10/20/2054
2024-2 RF	GNMA	26,879,078.66	6.018%	11/20/2054
2024-2 RF	GNMA	5,187,742.28	6.019%	12/20/2054
2024-2 RF	GNMA	12,153,320.46	6.019%	12/20/2054
2024-2 RF	GNMA	1,765,395.78	6.021%	1/20/2055
2024-2 RF	GNMA	10,212,557.66	6.021%	1/20/2055
2024-2 RF	GNMA	13,416,757.98	6.016%	2/20/2055
2024-2 RF	GNMA	8,329,934.55	6.005%	3/20/2055
2024-2 RF	GNMA	10,478,939.46	6.015%	4/20/2055
2024-2 RF	FHLMC	2,517,007.45	6.462%	9/1/2054
2024-2 RF	FHLMC	6,038,734.30	5.980%	9/1/2054
2024-2 RF	FHLMC	5,989,866.97	6.451%	10/1/2054
2024-2 RF	FHLMC	3,125,515.71	6.000%	10/1/2054
2024-2 RF	FHLMC	1,400,469.27	6.490%	10/1/2054
2024-2 RF	FHLMC	822,494.99	6.486%	11/1/2054
2024-2 RF	FHLMC	1,967,086.07	6.003%	11/1/2054
2024-2 RF	FHLMC	565,125.44	6.015%	12/1/2054
2024-2 RF Total		**130,639,414.51**		
2024-2 BRF	FHLB	30,000.00	4.608%	11/17/2032
2024-2 BRF	FHLB	1,350,000.00	5.300%	1/22/2041
2024-2 BRF Total		**1,380,000.00**		
2024-3 RF	FHLB	100,000.00	3.725%	10/1/2026
2024-3 RF	FNMA	225,000.00	4.119%	1/4/2027
2024-3 RF	FNMA	905,000.00	4.146%	1/4/2027
2024-3 RF	FHLMC	2,391,731.50	6.480%	3/1/2055
2024-3 RF	FHLMC	3,353,500.30	6.475%	3/1/2055
2024-3 RF	FHLMC	1,887,071.19	6.005%	5/1/2055
2024-3 RF	FHLMC	1,344,033.22	6.005%	5/1/2055
2024-3 RF	FHLMC	1,475,176.27	6.496%	4/1/2055
2024-3 RF	FHLMC	1,454,147.51	6.496%	4/1/2055

Outstanding Investments
(By funds over $100,000)

Fund	Investment Type	Investment Amount	Yield	Maturity
2024-3 RF	FHLMC	1,828,787.73	6.007%	6/1/2055
2024-3 RF	FHLMC	4,001,175.35	6.007%	6/1/2055
2024-3 RF	FHLMC	2,373,785.47	6.002%	6/1/2055
2024-3 RF Total		**21,339,408.54**		
2025-1 RF	FHLB	1,715,000.00	3.725%	10/1/2026
2025-1 RF	FHLB	235,000.00	4.133%	1/4/2027
2025-1 RF	FNMA	1,165,000.00	3.713%	10/1/2026
2025-1 RF	FNMA	210,000.00	3.711%	10/1/2026
2025-1 RF	FNMA	235,000.00	4.119%	1/4/2027
2025-1 RF	FNMA	2,500,000.00	4.146%	1/4/2027
2025-1 RF	GNMA	11,329,088.41	6.011%	6/20/2055
2025-1 RF	GNMA	8,935,966.52	6.007%	7/20/2055
2025-1 RF Total		**26,325,054.93**		
2025-1 BRF	FHLB	4,030,000.00	5.050%	9/24/2035
2025-1 BRF Total		**4,030,000.00**		
2025-2 LF	FHLB	30,000,000.00	4.023%	12/1/2026
2025-2 LF Total		**30,000,000.00**		
2025-2 RF	FHLB	180,000.00	4.133%	1/4/2027
2025-2 RF	FNMA	180,000.00	3.724%	10/1/2026
2025-2 RF	FNMA	180,000.00	4.119%	1/4/2027
2025-2 RF	FNMA	1,225,000.00	4.146%	1/4/2027
2025-2 RF	FHLMC	3,652,477.59	5.505%	6/1/2056
2025-2 RF Total		**5,417,477.59**		
2025-2 BRF	FHLB	1,520,000.00	5.300%	1/22/2041
2025-2 BRF	FHLB	500,000.00	5.000%	3/4/2038
2025-2 BRF	FNMA	10,000.00	4.500%	5/22/2031
2025-2 BRF Total		**2,030,000.00**		
2026-1 LF	FHLB	5,000,000.00	4.498%	6/4/2030
2026-1 LF	FHLB	5,000,000.00	4.998%	6/23/2031
2026-1 LF	FNMA	5,000,000.00	3.999%	12/13/2027
2026-1 LF	FNMA	20,000,000.00	4.124%	12/30/2026
2026-1 LF Total		**35,000,000.00**		
2026-1 RF	FHLB	100,000.00	3.725%	10/1/2026
2026-1 RF	FHLB	125,000.00	4.133%	1/4/2027
2026-1 RF	FNMA	125,000.00	4.119%	1/4/2027
2026-1 RF	FNMA	1,450,000.00	4.146%	1/4/2027

Outstanding Investments
(By funds over $100,000)

Fund	Investment Type	Investment Amount	Yield	Maturity
2026-1 RF Total		**1,800,000.00**		
2026-1 BRF	FNMA	2,161,000.00	4.500%	5/22/2031
2026-1 BRF Total		**2,161,000.00**		
2026-2 LF	FHLB	19,000,000.00	3.696%	10/1/2026
2026-2 LF	FHLB	20,000,000.00	3.907%	10/20/2026
2026-2 LF	FNMA	20,000,000.00	3.779%	10/5/2026
2026-2 LF	FNMA	20,000,000.00	3.858%	10/13/2026
2026-2 LF	FNMA	20,000,000.00	3.890%	10/27/2026
2026-2 LF	FNMA	20,000,000.00	3.933%	11/2/2026
2026-2 LF	FNMA	20,000,000.00	3.951%	11/9/2026
2026-2 LF	FNMA	20,000,000.00	3.990%	11/16/2026
2026-2 LF Total		**159,000,000.00**		
2026-2 RF	FNMA	250,000.00	4.146%	1/4/2027
2026-2 RF Total		250,000.00		

Outstanding Investments
(By funds over $100,000)

Fund	Investment Type	Investment Amount	Yield	Maturity
Investment Summary				
Revenue Fund		**512,272,866.21**		
Old 74 Cash/Inv		**13,555,000.00**		
Bond Reserve Fund		**112,432,895.00**		
Loan Fund		**249,500,000.00**		
Total Investments 2013 Resolution		**$887,760,761.21**		
Demand Deposits at September 30, 2026				
Gen Esc FD	1st American US Govt Obligation MMKT	5,739,368.39	3.603%	
2013 Old 74 Res Cash/Inv AC	1st American US Govt Obligation MMKT	12,897,894.54	3.603%	
2013-1 RF	1st American US Govt Obligation MMKT	2,303,123.52	3.603%	
2013-2 RF	1st American US Govt Obligation MMKT	332,820.54	3.603%	
2014-1 RF	1st American US Govt Obligation MMKT	1,148,505.47	3.603%	
2014-2 RF	1st American US Govt Obligation MMKT	1,337,854.02	3.603%	
2015-1 BRF	1st American US Govt Obligation MMKT	1,875.00	3.603%	
2015-1 RF	1st American US Govt Obligation MMKT	474,175.04	3.603%	
2015-2 RF	1st American US Govt Obligation MMKT	1,011,736.38	3.603%	
2016-1 BRF	1st American US Govt Obligation MMKT	3,675.00	3.603%	
2016-1 RF	1st American US Govt Obligation MMKT	1,910,980.79	3.603%	
2016-2 RF	1st American US Govt Obligation MMKT	1,409,237.72	3.603%	
2016-3 RF	1st American US Govt Obligation MMKT	320,658.01	3.603%	
2017-1 RF	1st American US Govt Obligation MMKT	3,656,649.80	3.603%	
2017-2 BRF	1st American US Govt Obligation MMKT	1,250.00	3.603%	
2017-2 RF	1st American US Govt Obligation MMKT	4,994,598.26	3.603%	
2017-3 RF	1st American US Govt Obligation MMKT	291,180.67	3.603%	
2017-4 RF	1st American US Govt Obligation MMKT	1,028,272.49	3.603%	
2018-1 RF	1st American US Govt Obligation MMKT	2,102,015.48	3.603%	
2018-2 RF	1st American US Govt Obligation MMKT	2,734,073.71	3.603%	
2018-3 RF	1st American US Govt Obligation MMKT	2,198,097.84	3.603%	
2018-4 BRF	1st American US Govt Obligation MMKT	1,750.00	3.603%	
2018-4 RF	1st American US Govt Obligation MMKT	1,824,909.38	3.603%	

Outstanding Investments
(By funds over $100,000)

Fund	Investment Type	Investment Amount	Yield	Maturity
2019-1 BRF	1st American US Govt Obligation MMKT	1,700.00	3.603%	
2019-1 RF	1st American US Govt Obligation MMKT	917,262.02	3.603%	
2019-2 BRF	1st American US Govt Obligation MMKT	1,250.00	3.603%	
2019-2 RF	1st American US Govt Obligation MMKT	4,735,870.12	3.603%	
2019-3 BRF	1st American US Govt Obligation MMKT	1,000.00	3.603%	
2019-3 RF	1st American US Govt Obligation MMKT	1,526,031.93	3.603%	
2019-4 BRF	1st American US Govt Obligation MMKT	1,250.00	3.603%	
2019-4 RF	1st American US Govt Obligation MMKT	3,011,420.83	3.603%	
2020-1 BRF	1st American US Govt Obligation MMKT	1,250.00	3.603%	
2020-1 RF	1st American US Govt Obligation MMKT	3,723,632.43	3.603%	
2020-2 BRF	1st American US Govt Obligation MMKT	60,105.00	3.603%	
2020-2 RF	1st American US Govt Obligation MMKT	6,525,652.68	3.603%	
2020-3 RF	1st American US Govt Obligation MMKT	2,202,482.91	3.603%	
2020-4 RF	1st American US Govt Obligation MMKT	2,125,990.40	3.603%	
2021-1 RF	1st American US Govt Obligation MMKT	2,764,592.51	3.603%	
2021-2 RF	1st American US Govt Obligation MMKT	1,416,780.73	3.603%	
2021-3 RF	1st American US Govt Obligation MMKT	4,904,973.13	3.603%	
2022-1 RF	1st American US Govt Obligation MMKT	1,823,268.30	3.603%	
2022-2 RF	1st American US Govt Obligation MMKT	3,504,962.63	3.603%	
2022-3 RF	1st American US Govt Obligation MMKT	3,231,842.73	3.603%	
2023-1 RF	1st American US Govt Obligation MMKT	1,472,035.60	3.603%	
2023-2 RF	1st American US Govt Obligation MMKT	3,281,488.31	3.603%	
2023-3 RF	1st American US Govt Obligation MMKT	4,827,522.47	3.603%	
2024-1 RF	1st American US Govt Obligation MMKT	2,640,671.40	3.603%	
2024-2 RF	1st American US Govt Obligation MMKT	2,312,993.59	3.603%	
2024-3 RF	1st American US Govt Obligation MMKT	2,869,083.87	3.603%	
2025-1 RF	1st American US Govt Obligation MMKT	2,833,183.09	3.603%	
2025-2 LF	1st American US Govt Obligation MMKT	2,698,363.71	3.603%	
2025-2 RF	1st American US Govt Obligation MMKT	5,742,582.20	3.603%	
2026-1 BRF	1st American US Govt Obligation MMKT	97.34	3.603%	
2026-1 LF	1st American US Govt Obligation MMKT	678,372.72	3.603%	
2026-1 RF	1st American US Govt Obligation MMKT	467,766.21	3.603%	
2026-2 RF	1st American US Govt Obligation MMKT	49,346.58	3.603%	
2026-2 LF	1st American US Govt Obligation MMKT	9,077,825.76	3.603%	
	US Govt Oblig MMKT Total	**$129,157,353.25**		

		Reserve Funds		Equity		
	Notes	Original Amount	Current Amount	Total Assets	Total Liabilities	Surplus or (Deficit)
2013-1		$ 6,900,000	$ 4,163,541	$ 36,664,044	$ 13,390,233	$ 23,273,811
2013-2		3,750,000	2,840,545	21,762,290	15,480,890	6,281,400
2014-1		4,477,186	3,737,886	32,512,121	20,096,155	12,415,966
2014-2		4,125,000	4,149,546	39,168,933	29,078,260	10,090,674
2015-1		3,000,000	1,841,651	35,704,271	30,434,235	5,270,036
2015-2		4,345,725	2,693,316	48,190,859	36,356,490	11,834,369
2016-1		9,601,720	8,499,892	48,606,609	34,462,331	14,144,278
2016-2		1,792,464	1,262,777	43,225,463	36,757,091	6,468,372
2016-3		1,052,027	552,256	15,669,214	1,695,320	13,973,894
2017-1		1,527,761	1,057,078	41,539,096	15,763,022	25,776,075
2017-2		2,981,105	2,249,446	73,343,784	46,840,733	26,503,051
2017-3		961,166	602,303	38,705,325	35,393,111	3,312,215

	Reserve Funds		Equity		
Notes	Original Amount	Current Amount	Total Assets	Total Liabilities	Surplus or (Deficit)
2017-4	1,162,307	603,561	43,915,230	39,879,153	4,036,077
2018-1	429,395	429,720	46,656,882	33,121,286	13,535,596
2018-2	1,817,238	919,714	67,097,828	59,991,583	7,106,245
2018-3	4,141,987	2,941,495	72,378,369	62,811,889	9,566,480
2018-4	6,468,238	4,809,316	106,501,291	85,753,096	20,748,195
2019-1	3,492,762	3,121,360	84,236,088	78,427,983	5,808,105
2019-2	7,434,341	6,448,798	116,958,088	96,170,386	20,787,702
2019-3	3,291,007	3,155,483	82,225,381	77,934,495	4,290,885
2019-4	9,069,180	7,628,866	118,194,315	104,556,838	13,637,477
2020-1	3,522,474	3,130,057	112,793,034	107,108,364	5,684,670
2020-2	25,845,858	24,555,904	89,406,590	18,241,939	71,164,651
2020-3	1,398,532	1,407,788	92,778,019	89,114,287	3,663,732

		Reserve Funds		Equity		
	Notes	Original Amount	Current Amount	Total Assets	Total Liabilities	Surplus or (Deficit)
2020-4		2,652,385	2,775,924	96,234,356	92,792,730	3,441,627
2021-1		1,139,635	1,149,023	105,678,415	103,760,225	1,918,190
2021-2		1,508,505	1,521,781	82,146,395	78,688,688	3,457,707
2021-3		1,518,118	1,285,838	75,019,594	59,152,049	15,867,545
2022-1		585,105	615,728	143,246,680	136,638,320	6,608,360
2022-2		1,645,816	1,657,367	128,930,455	124,610,426	4,320,029
2022-3			-	133,844,015	132,213,592	1,630,423
2023-1		1,694,162	1,007,403	121,383,286	120,359,943	1,023,343
2023-2		1,444,417	1,585,521	214,840,518	210,143,156	4,697,362
2023-3		2,760,355	2,809,531	324,059,028	316,311,975	7,747,053
2024-1		1,255,199	1,258,197	252,333,924	250,070,196	2,263,728
2024-2		1,317,980	1,394,214	256,959,326	252,063,707	4,895,619

		Reserve Funds		Equity		
	Notes	Original Amount	Current Amount	Total Assets	Total Liabilities	Surplus or (Deficit)
2024-3			-	34,452,469	31,282,316	3,170,153
2025-1		4,025,360	4,033,957	252,073,279	255,721,458	(3,648,180)
2025-2		2,030,114	2,047,477	165,683,734	166,036,526	(352,792)
2026-1		2,161,098	2,195,943	108,015,730	109,870,361	(1,854,631)
2026-2			-	206,136,883	202,183,300	3,953,583
Total for the 2013 Resoluti	$	138,325,721.51	118,140,205.56	4,209,271,212	3,810,758,140.24	398,513,071.31

DISCLAIMER

All information contained herein is obtained from sources believed to be accurate and reliable. The information contained herein speaks only as of its date, is subject to change without notice and the availability of this information shall not, under any circumstances, create any implication that there have been no changes in such information since such date. Because of the possibility of human and mechanical error as well as other factors, however, such information is provided "as is" without warranty of any kind and, in particular, no representation or warranty, express or implied, is made nor to be inferred as to the accuracy, timeliness or completeness of any such information. Under no circumstances shall TENNESSEE HOUSING DEVELOPMENT AGENCY ("THDA") be liable to any person or entity for (a) any loss or damage in whole or part caused by, resulting from, or relating to any error, whether or not due to negligence or other circumstances involved in procuring, collecting, compiling, interpreting, analyzing, editing, transcribing, transmitting, communicating or delivering any such information, or (b) any direct, indirect, special, consequential or incidental damages, fees or costs, whatsoever, even if THDA is advised in advance of the possibility of such damages, fees or costs, resulting from the use of, or inability to use, any such information.

THIS IS NOT AN OFFERING DOCUMENT

The following information relates to bond issues of THDA that have been sold and distributed in underwritten public offerings described in the related official statements. Each viewer of the information contained in this Quarterly Report acknowledges all of the following:

(i) THDA is not now by this document offering any bonds or other securities, nor soliciting an offer to buy any securities,

(ii) This information is not to be construed as any description of THDA or its programs in conjunction with any offering of bonds or securities of THDA. Such offerings are only made pursuant to the appropriate official statements of THDA. Nor shall anyone assume from the availability of the information contained in this Quarterly Report that the affairs of THDA (or its programs) have not changed since the date of this information,

(iii) No representation is made as to the propriety or legality of any secondary market trading of the bonds or other securities of THDA by anyone in any jurisdiction, and

(iv) THDA does not hereby obligate itself in any manner to periodically or otherwise update this information.

Tennessee Comptroller of the Treasury
Division of Local Government Finance

Original Receipt Date: Oct 29, 2026

State Form No. CT-0253
Revised Effective 9/1/2021

REPORT ON DEBT OBLIGATION

(Pursuant to Tennessee Code Annotated Section 9-21-134)

1. Public Entity:

Name: Tennessee Housing Development Agency

Address: Andrew Jackson Building, Third Floor, 502 Deaderick Street
Nashville, TN 37243-0200

Debt Issue Name: Issue 2026-2

If disclosing initially for a program, attach the form specified for updates, indicating the frequency required.

2. Face Amount: $ 200,000,000.00

Premium/Discount: $ See Attachment 1

3. Interest Cost: Issue 2026-2: 4.776 % *Excluding Underwriter's Discount ☑ Tax-exempt ☐ Taxable

☑ TIC ☐ NIC

☐ Variable: Index _____ plus _____ basis points; or

☐ Variable: Remarketing Agent _____

☐ Other: _____

4. Debt Obligation:

☐ TRAN ☐ RAN ☐ CON

☐ BAN ☐ CRAN ☐ GAN

☑ Bond ☐ Loan Agreement ☐ Financing Lease

If any of the notes listed above are issued pursuant to Title 9, Chapter 21, enclose a copy of the executed note with the filing with the Division of Local Government Finance ("LGF").

5. Ratings:

☐ Unrated

Moody's Aa1 Standard & Poor's AA+ Fitch _____

6. Purpose:

		BRIEF DESCRIPTION
☐ General Government	_____ %	
☐ Education	_____ %	
☐ Utilities	_____ %	
☑ Other	100.00 %	Single Family Housing
☐ Refunding/Renewal	_____ %	

7. Security:

☐ General Obligation ☐ General Obligation + Revenue/Tax

☐ Revenue ☐ Tax Increment Financing (TIF)

☐ Annual Appropriation (Financing Lease Only) ☑ Other (Describe): Special Limited Obligation

8. Type of Sale:

☐ Competitive Public Sale ☐ Interfund Loan _____

☐ Negotiated Sale ☑ Loan Program _____

☐ Informal Bid

9. Date:

Dated Date: 09/17/2026 Issue/Closing Date: 09/17/2026

See Attachment 2

State Form No. CT-0253
Revised Effective 9/1/2021

REPORT ON DEBT OBLIGATION

(Pursuant to Tennessee Code Annotated Section 9-21-134)

10. Maturity Dates, Amounts and Interest Rates *:

Year	Amount	Interest Rate
	$ See Attachment 2	%
	$	%
	$	%
	$	%
	$	%
	$	%
	$	%
	$	%
	$	%
	$	%
	$	%

Year	Amount	Interest Rate
	$	%
	$	%
	$	%
	$	%
	$	%
	$	%
	$	%
	$	%
	$	%
	$	%
	$	%

If more space is needed, attach an additional sheet.

If (1) the debt has a final maturity of 31 or more years from the date of issuance, (2) principal repayment is delayed for two or more years, or (3) debt service payments are not level throughout the retirement period, then a cumulative repayment schedule (grouped in 5 year increments out to 30 years) including this and all other entity debt secured by the same source **MUST BE PREPARED AND ATTACHED**. For purposes of this form, debt secured by an ad valorem tax pledge and debt secured by a dual ad valorem tax and revenue pledge are secured by the same source. Also, debt secured by the same revenue stream, no matter what lien level, is considered secured by the same source.

* This section is not applicable to the Initial Report for a Borrowing Program.

11. Cost of Issuance and Professionals:

☐ No costs or professionals

	AMOUNT (Round to nearest $)	FIRM NAME
Financial Advisor Fees	$ 65,000	CSG Advisors Incorporated
Legal Fees	$ 0	
Bond Counsel	$ 42,500	Kutak Rock
Issuer's Counsel	$ 0	
Trustee's Counsel	$ 0	
Bank Counsel	$ 0	
Disclosure Counsel	$ 0	
_____	$ 0	
Paying Agent Fees	$ 0	
Registrar Fees	$ 0	
Trustee Fees	$ 2,500	US Bank, NA
Remarketing Agent Fees	$ 0	
Liquidity Fees	$ 0	
Rating Agency Fees	$ 209,100	Moody's and S&P
Credit Enhancement Fees	$ 0	
Bank Closing Costs	$ 0	
Underwriter's Discount _____%		
Take Down	$ 1,180,113	Raymond James & Associates, Inc.
Management Fee	$ 30,000	Raymond James & Associates, Inc.
Risk Premium	$ 0	
Underwriter's Counsel	$ 30,000	Hawkins Delafield & Wood
Other expenses	$ 29,923	Raymond James & Associates, Inc
Printing and Advertising Fees	$ 1,500	Ipreo LLC
Issuer/Administrator Program Fees	$ 0	
Real Estate Fees	$ 0	
Sponsorship/Referral Fee	$ 0	
Other Costs _____	$ 3,695	Kestrel Verifiers
TOTAL COSTS	$ **1,594,331**	

State Form No. CT-0253
Revised Effective 9/1/2021

REPORT ON DEBT OBLIGATION

(Pursuant to Tennessee Code Annotated Section 9-21-134)

12. Recurring Costs:

☑ No Recurring Costs

	AMOUNT (Basis points/$)	FIRM NAME (If different from #11)
Remarketing Agent		
Paying Agent / Registrar		
Trustee		
Liquidity / Credit Enhancement		
Escrow Agent		
Sponsorship / Program / Admin		
Other		

13. Disclosure Document / Official Statement:

☐ None Prepared
☐ EMMA link
☑ Copy attached

See Attachment 1: Issue 2026-2 Supplemental Resolution; and
See Attachment 4: Issue 2026-2 Official Statement or

14. Continuing Disclosure Obligations:

Is there an existing continuing disclosure obligation related to the security for this debt? ☑ Yes ☐ No

Is there a continuing disclosure obligation agreement related to this debt? ☑ Yes ☐ No

If yes to either question, date that disclosure is due 210 days after end of each Fiscal Year

Name and title of person responsible for compliance Michell Bosch, Chief Financial Officer/Bruce Balcom, Chief Legal Counsel

15. Written Debt Management Policy:

Governing Body's approval date of the current version of the written debt management policy 11/28/2011, as amended

Is the debt obligation in compliance with and clearly authorized under the policy? ☐ Yes ☐ No

16. Written Derivative Management Policy:

☑ No derivative

Governing Body's approval date of the current version of the written derivative management policy _____

Date of Letter of Compliance for derivative _____

Is the derivative in compliance with and clearly authorized under the policy? ☐ Yes ☐ No

17. Submission of Report:

To the Governing Body: on 11/17/2026 and presented at public meeting held on 11/17/2026

Copy to Director, Division of Local Govt Finance: on 10/29/2026 either by:

☐ Mail to:
Cordell Hull Building
425 Rep. John Lewis Parkway N., 4th Floor
Nashville, TN 37243-3400

OR

☑ Email to:
LGF@cot.tn.gov

18. Signatures:

	AUTHORIZED REPRESENTATIVE	PREPARER
Name		Bruce Balcom
Title	Executive Director	Chief Legal Counsel
Firm	Tennessee Housing Development Agency	Tennessee Housing Development Agency
Email	RPerrey@thda.org	BBalcom@thda.org
Date	09/17/2026	09/17/2026

2. PREMIUM/DISCOUNT:

Includes the original issue premium of $1,827,284.85 on the Issue 2026-2 Bonds maturing July 1, 2027, July 1, 2028, July 1, 2029, July 1, 2030, July 1, 2031, July 1, 2032, July 1, 2033, and July 1, 2034.

TENNESSEE HOUSING DEVELOPMENT AGENCY
RESIDENTIAL FINANCE PROGRAM BONDS

Maturities, Amounts, Interest Rates and Prices

$200,000,000 Issue 2026-2 Bonds (Non-AMT) (Social Bonds)

$49,450,000 Issue 2026-2 Serial Bonds

Year	Principal Amount Due January 1	Interest Rate	Price	CUSIP Number[1]	Principal Amount Due July 1	Interest Rate	Price	CUSIP Number[1]
2027					$ 1,785,000	6.00%	102.601%	88046KVM5
2028	$ 1,810,000	2.85%	100.000	88046KVN3	1,840,000	6.00	105.522	88046KVP8
2029	1,865,000	3.00	100.000	88046KVQ6	1,895,000	6.00	108.214	88046KVR4
2030	1,920,000	3.15	100.000	88046KVS2	1,950,000	6.00	110.663	88046KVT0
2031	1,980,000	3.30	100.000	88046KVU7	2,015,000	6.00	112.903	88046KVV5
2032	2,045,000	3.45	100.000	88046KVW3	2,080,000	6.00	114.683	88046KVX1
2033	2,115,000	3.60	100.000	88046KVY9	2,155,000	6.00	116.428	88046KVZ6
2034	2,195,000	3.75	100.000	88046KWA0	2,235,000	6.00	117.729	88046KWB8
2035	2,280,000	3.85	100.000	88046KWC6	2,325,000	3.90	100.000	88046KWD4
2036	2,370,000	3.95	100.000	88046KWE2	2,415,000	4.00	100.000	88046KWF9
2037	2,465,000	4.10	100.000	88046KWG7	2,515,000	4.15	100.000	88046KWH5
2038	2,570,000	4.20	100.000	88046KWJ1	2,625,000	4.25	100.000	88046KWK8

$150,550,000 Issue 2026-2 Term Bonds

Maturity Date	Principal Amount Due	Interest Rate	Price	CUSIP Number[1]
July 1, 2041	$ 17,010,000	4.55%	100.000%	88046KWL6
July 1, 2046	34,230,000	4.85	100.000	88046KWM4
July 1, 2051	43,580,000	4.95	100.000	88046KWN2
July 1, 2056	55,730,000	5.00	100.000	88046KWP7

CSG ADVISORS INCORPORATED, Municipal Advisor

(1)) CUSIP data used in this Official Statement is provided by FactSet Research Systems. CUSIP is a registered trademark of American Bankers Association. CUSIP Global Services (CGS) is managed on behalf of the American Bankers Association by FactSet Research Systems Inc. Copyright© 2026 CUSIP Global Services. All rights reserved. CUSIP® data herein is provided by CUSIP Global Services. This data is not intended to create a database and does not serve in any way as a substitute for the CGS database. CUSIP® numbers are provided for convenience of reference only. Neither THDA nor the Underwriters or their agents or counsel assume responsibility for the accuracy of such numbers.

TENNESSEE HOUSING DEVELOPMENT AGENCY

A Supplemental Resolution

Authorizing the Sale of

Residential Finance Program Bonds

$200,000,000 Issue 2026-2 (Non-AMT)

Adopted July 28, 2026,
as approved in its amended and supplemented form
by its Designated Authorized Officer
on August 18, 2026

ARTICLE I
DEFINITIONS AND AUTHORITY

Section 1.01. Short Title 1
Section 1.02. Definitions 1
Section 1.03. Authority for this Resolution 4

ARTICLE II
TERMS AND ISSUANCE

Section 2.01. Issue Amount and Designation 4
Section 2.02. Purposes 4
Section 2.03. Amounts, Maturities and Interest Rates 4
Section 2.04. Denominations, Numbers and Letters 5
Section 2.05. Paying Agent 6
Section 2.06. Execution of Bonds 6
Section 2.07. Place of Payment; Record Date 6
Section 2.08. Sinking Fund Redemption Provisions 6
Section 2.09. Optional Redemption 8
Section 2.10. Special Optional Redemption 8
Section 2.11. Special Mandatory Redemptions 8
Section 2.12. Selection by Lot 9
Section 2.13. Purchase of Bonds by THDA or Trustee 10

ARTICLE III
SALE AND DELIVERY

Section 3.01. Sale 10

ARTICLE IV
DISPOSITION OF PROCEEDS AND OTHER MONEYS

Section 4.01. Loan Fund; Bond Reserve Fund Requirement 10
Section 4.02. Proceeds of Issue 2026-2 Bonds 11
Section 4.03. Program Loan Determinations 11

ARTICLE V
FORM OF BONDS, AND TRUSTEE'S CERTIFICATE OF AUTHENTICATION

Section 5.01. Form of Bonds 12
Section 5.02. Form of Trustee's and Authenticating Agent's Certificate of Authentication 12

ARTICLE VI
MISCELLANEOUS

Section 6.01. No Recourse Against Members or Other Persons 13

Section 6.02. Bonds not Debt, Liability or Obligation of the State or the United States of America 13
Section 6.03. Delivery of Projected Cash Flow Statements 13
Section 6.04. Authorized Officers 13
Section 6.05. Authorized Trustee 13
Section 6.06. Covenant to Comply with Federal Tax Law Requirements 14
Section 6.07. Continuing Disclosure Undertaking 14
Section 6.08. Confirmation and Adjustment of Terms by Designated Authorized Officer 17
Section 6.09. Effective Date 17

EXHIBIT A AMENDED AND RESTATED BOND PURCHASE AGREEMENT
EXHIBIT B RESERVED
EXHIBIT C FORM OF BOND

A SUPPLEMENTAL RESOLUTION AUTHORIZING THE SALE OF

RESIDENTIAL FINANCE PROGRAM BONDS
$200,000,000 ISSUE 2026-2 (Non-AMT)

BE IT RESOLVED by the Board of Directors of the **TENNESSEE HOUSING DEVELOPMENT AGENCY** ("THDA") as follows:

ARTICLE I

DEFINITIONS AND AUTHORITY

Section 1.01. Short Title. This resolution may hereafter be cited by THDA as the Issue 2026-2 Supplemental Residential Finance Program Bond Resolution.

Section 1.02. Definitions.

(a) All terms which are defined in Section 1.2 of the resolution of THDA adopted January 29, 2013, as amended and supplemented by the Bond Finance Committee on April 18, 2013, and entitled "General Residential Finance Program Bond Resolution" (the "General Resolution") have the same meanings in this Resolution as such terms are given in Section 1.2 of the General Resolution.

(b) In addition, as used in this Resolution, unless the context otherwise requires, the following terms have the following respective meanings:

"*Amended and Restated Bond Purchase Agreement*" means the contract for the purchase of the Issue 2026-2 Bonds between THDA and the Underwriters, in substantially the form attached hereto as Exhibit A.

"*Business Day*" shall mean any day except for a Saturday, Sunday or any day on which banks in Tennessee or New York are required or authorized to be closed.

"*Co-Managers*" means BofA Securities, Inc., J.P. Morgan Securities LLC and Wells Fargo Bank, National Association.

"*Code*" shall mean the Internal Revenue Code of 1986, as amended.

"Designated Authorized Officer" means the Secretary of the Bond Finance Committee or, in the absence of the Secretary of the Bond Finance Committee, an officer designated by the Secretary of the Bond Finance Committee.

"DPA Loan" means a subordinate lien loan made in connection with a first lien loan made by THDA, for purposes of downpayment and closing cost assistance; such DPA Loans may be either (i) non-interest bearing loans, due on sale or refinance (and in some cases, forgivable after 10 years), or (ii) fully amortizing 30-year or 15-year term loans with an interest rate equal to the related first lien loan.

"*DTC*" means The Depository Trust Company, New York, New York, a limited-purpose trust company organized under the laws of the State of New York, and its successors and assigns.

"*Fannie Mae*" means Fannie Mae, formerly the Federal National Mortgage Association, a government sponsored enterprise organized and existing under the Federal National Mortgage Association Charter Act (12 U.S.C. Section 1716 et seq.), and any successor thereto. Fannie Mae is a Federal Mortgage Agency as such term is defined in the General Resolution.

"*Fannie Mae Securities*" means an obligation representing an undivided interest in a pool of Program Loans issued and acquired pursuant to the Program, which payments on such Program Loans are guaranteed by Fannie Mae.

"*Freddie Mac*" means the Federal Home Loan Mortgage Corporation, a government sponsored enterprise organized and existing under the Federal Home Loan Mortgage Corporation Act and Title III of the Emergency Home Finance Act of 1970, as amended (12 U.S.C. Sections 1451-1459), and any successor thereto. Freddie Mac is a Federal Mortgage Agency as such term is defined in the General Resolution.

"*Freddie Mac Securities*" means an obligation representing an undivided interest in a pool of Program Loans issued and acquired pursuant to the Program, which payments on such Program Loans are guaranteed by Freddie Mac.

"*GNMA*" means the Government National Mortgage Association, a wholly owned corporate instrumentality of the United States within the Department of Housing and Urban Development, and any successor to its functions. Its powers are prescribed generally by Title III of the National Housing Act, as amended (12 U.S.C., §1716 *et seq*.). GNMA is a Federal Mortgage Agency as such term is defined in the General Resolution.

"*GNMA Securities*" means an obligation representing an undivided interest in a pool of Program Loans issued and acquired pursuant to the Program, which payments on such Program Loans are guaranteed by GNMA.

"*Issue 2026-2 Bonds*" means the Issue 2026-2 Bonds of THDA authorized by this Resolution pursuant to the Plan of Financing.

"*Issue 2026-2 Program Securities*" means the GNMA Securities (if any), the Freddie Mac Securities (if any) and the Fannie Mae Securities (if any) purchased with proceeds of the Issue 2026-2 Bonds and allocable to the Issue 2026-2 Bonds.

"*Issue Date*" means the date on which the Issue 2026-2 Bonds are issued by THDA and delivered to the Underwriters, expected to occur on September 17, 2026.

"*Lockout Serial Bonds*" means the Serial Bonds maturing on July 1, 2027, July 1, 2028, July 1, 2029, July 1, 2030, July 1, 2031, July 1, 2032, July 1, 2033, and July 1, 2034.

"MSRB" means the Municipal Securities Rulemaking Board by operation of its Electronic Municipal Market Access System.

"*Official Statement*" means the Official Statement dated August 18, 2026, used in connection with the sale of the Issue 2026-2 Bonds.

"*Preliminary Official Statement*" means the Preliminary Official Statement dated August 11, 2026, used in connection with the offering of the Issue 2026-2 Bonds.

"*Rating Agency*" shall mean Moody's Investors Service, Inc., a subsidiary of Moody's Corporation (or any Nationally Recognized Statistical Rating Organization (NRSROs) which is a successor thereto), and S&P Global Ratings, a Standard & Poor's Financial Services LLP business (or any NRSRO successor thereto).

"*Resolution*" means this Supplemental Resolution adopted by THDA on July 28, 2026, as approved in its amended and supplemented form by the Designated Authorized Officer on August 18, 2026.

"*Serial Bonds*" means the Issue 2026-2 Bonds which are not Issue 2026-2 Term Bonds.

"*Term Bonds*" means, collectively, the Issue 2026-2 Bonds maturing July 1, 2041, July 1, 2046, July 1, 2051, and July 1, 2056.

"*Underwriters*" means, collectively, Raymond James & Associates, Inc. and RBC Capital Markets, LLC, and their respective successors and assigns, and the Co-Managers, as purchasers of the Issue 2026-2 Bonds.

(c) Unless the context otherwise indicates, words of the masculine gender will be deemed and construed to include correlative words of feminine and neuter genders, words importing the singular number include the plural number and vice versa, and words importing persons include firms, associations, partnerships (including limited partnerships), trusts, corporations and other legal entities, including public bodies, as well as natural persons.

(d) The terms "hereby," "hereof," "hereto," "herein," "hereunder" and any similar terms as used in this Resolution refer to this Resolution and such terms used in the form of registered bond herein refer to such bonds.

(e) Unless the context otherwise indicates, the term "Program Loan" as used herein shall include new Program Loans and DPA Loans, and, without duplication, Program Securities, and the phrase "Program Loans allocable to the Issue 2026-2 Bonds"

shall include any new Program Loans, DPA Loans and Issue 2026-2 Program Securities acquired with proceeds of the Issue 2026-2 Bonds.

Section 1.03. Authority for this Resolution. This Resolution is adopted pursuant to the provisions of the Act and the General Resolution.

ARTICLE II

TERMS AND ISSUANCE

Section 2.01. Issue Amount and Designation. In order to provide funds necessary for the Residential Finance Program in accordance with and subject to the terms, conditions and limitations established herein and in the General Resolution, Residential Finance Program Bonds, Issue 2026-2 are hereby authorized to be issued in the aggregate principal amount of $200,000,000. In addition to the title "Residential Finance Program Bond," the Issue 2026-2 Bonds will bear the additional designation "Issue 2026-2 (Non-AMT)". The Issue 2026-2 Bonds shall be issued only in fully registered form. The Issue 2026-2 Bonds will consist of $49,450,000 principal amount of Serial Bonds and $150,550,000 principal amount of Term Bonds.

Section 2.02. Purposes. The Issue 2026-2 Bonds are being issued (a) to finance DPA Loans and Program Loans (including Issue 2026-2 Program Securities), or participations therein, on single family residences located within the State, (b) if required, to pay capitalized interest on the Issue 2026-2 Bonds, (c) if required, to make a deposit in the Bond Reserve Fund, and (d) if required, to pay certain costs of issuance relating to the Issue 2026-2 Bonds.

The proceeds of the Issue 2026-2 Bonds shall be applied in accordance with Article IV hereof.

Section 2.03. Amounts, Maturities and Interest Rates.

(a) The Issue 2026-2 Bonds will mature on the dates, in the principal amounts and bear interest from their Issue Date, calculated on the basis of a 360-day year of twelve 30-day months, payable semi-annually on each January 1 and July 1, commencing January 1, 2027, at the rate set opposite such date in the following tables:

Issue 2026-2 Bonds

$49,450,000 Issue 2026-2 Serial Bonds

Maturity Date	Principal Amount	Interest Rate	Maturity Date	Principal Amount	Interest Rate
July 1, 2027	$1,785,000	6.00%	July 1, 2033	$2,155,000	6.00%
January 1, 2028	1,810,000	2.85	January 1, 2034	2,195,000	3.75
July 1, 2028	1,840,000	6.00	July 1, 2034	2,235,000	6.00
January 1, 2029	1,865,000	3.00	January 1, 2035	2,280,000	3.85
July 1, 2029	1,895,000	6.00	July 1, 2035	2,325,000	3.90
January 1, 2030	1,920,000	3.15	January 1, 2036	2,370,000	3.95
July 1, 2030	1,950,000	6.00	July 1, 2036	2,415,000	4.00
January 1, 2031	1,980,000	3.30	January 1, 2037	2,465,000	4.10
July 1, 2031	2,015,000	6.00	July 1, 2037	2,515,000	4.15
January 1, 2032	2,045,000	3.45	January 1, 2038	2,570,000	4.20
July 1, 2032	2,080,000	6.00	July 1, 2038	2,625,000	4.25
January 1, 2033	2,115,000	3.60			

$150,550,000 Issue 2026-2 Term Bonds

Maturity Date	Principal Amount	Interest Rate
July 1, 2041	$17,010,000	4.55%
July 1, 2046	34,230,000	4.85
July 1, 2051	43,580,000	4.95
July 1, 2056	55,730,000	5.00

(b) Whenever the due date for payment of interest on or principal of the Issue 2026-2 Bonds or the date fixed for redemption of any Issue 2026-2 Bond shall be a day which is not a Business Day, then payment of such interest, principal or Redemption Price need not be made on such date, but may be made on the next succeeding Business Day, with the same force and effect as if made on the due date for payment of principal, interest or Redemption Price and no additional interest shall be payable on such Business Day which, merely by operation of this paragraph, may have accrued after the original due date.

Section 2.04. Denominations, Numbers and Letters.

(a) The Issue 2026-2 Bonds of each series maturing in each year are to be issued in denominations of $5,000 or any integral multiple thereof not exceeding the aggregate principal amount of Issue 2026-2 Bonds of each series maturing in such year. The Issue 2026-2 Bonds are to be lettered "R-2-1" and numbered separately from 1 consecutively upwards.

(b) The Issue 2026-2 Bonds, when issued, will be registered in the name of Cede & Co., as nominee of DTC. Only one Issue 2026-2 Bond will be Outstanding for each maturity and interest rate of each series of the Issue 2026-2 Bonds in the aggregate

principal amount of such maturity, interest rate and series. Subject to the provisions of the General Resolution, purchases of ownership interests in the Issue 2026-2 Bonds will be made in book-entry form only in authorized denominations set forth in Section 2.04(a). Beneficial owners of the Issue 2026-2 Bonds will not receive certificates representing their interest in the Issue 2026-2 Bonds. So long as Cede & Co. shall be the registered owner of the Issue 2026-2 Bonds, THDA will deem and treat Cede & Co. as the sole and exclusive owner of the Issue 2026-2 Bonds and THDA will have no responsibility to any DTC participant or beneficial owner thereof.

Section 2.05. Paying Agent. The Trustee is hereby appointed as paying agent for the Issue 2026-2 Bonds pursuant to Section 11.2 of the General Resolution. The Trustee may appoint an agent for presentation of transfers in New York, New York and DTC may act as such agent.

Section 2.06. Execution of Bonds. The Issue 2026-2 Bonds shall be executed by the manual or facsimile signature of the Chairperson or Vice Chairperson and the seal of THDA or a facsimile thereof shall be imprinted, impressed or otherwise reproduced on the Issue 2026-2 Bonds and attested by the manual or facsimile signature of the Executive Director or Secretary of THDA. The Issue 2026-2 Bonds shall be delivered to the Trustee for proper authentication and delivered to DTC pursuant to the DTC FAST delivery program, as the registered owner of the Issue 2026-2 Bonds upon instructions from THDA to that effect.

Section 2.07. Place of Payment; Record Date. While the Issue 2026-2 Bonds are registered in book-entry only form in the name of Cede & Co. as nominee of DTC, payments of principal, Redemption Price and interest on the Issue 2026-2 Bonds shall be made in accordance with the procedures of DTC. In the event the Issue 2026-2 Bonds are no longer held in book-entry only form, the principal and Redemption Price of all Issue 2026-2 Bonds shall be payable at the designated corporate trust office of the Trustee. Interest on the Issue 2026-2 Bonds will be paid by check mailed by the Trustee to the registered owner thereof. Any registered owner of the Issue 2026-2 Bonds in a principal amount equal to or exceeding $1,000,000 may receive payments of interest by wire transfer if written notice is given to the Trustee at least ten Business Days before an applicable Interest Payment Date. The Record Date for payment of interest on the Issue 2026-2 Bonds shall be the 15th day of the month next preceding an Interest Payment Date.

Section 2.08. Sinking Fund Redemption Provisions.

(a) The Issue 2026-2 Bonds that are Term Bonds are subject to redemption in part by lot on the dates set forth below for such maturity of Issue 2026-2 Bonds at a Redemption Price equal to 100% of the principal amount thereof from mandatory Sinking Fund Payments in the principal amounts for each of the dates set forth below:

Issue 2026-2 Term Bonds due July 1, 2041

Date	Principal Amount	Date	Principal Amount
January 1, 2039	$2,680,000	July 1, 2040	$2,865,000
July 1, 2039	2,740,000	January 1, 2041	2,930,000
January 1, 2040	2,800,000	July 1, 2041*	2,995,000

*Maturity

Issue 2026-2 Term Bonds due July 1, 2046

Date	Principal Amount	Date	Principal Amount
January 1, 2042	$3,065,000	July 1, 2044	$3,455,000
July 1, 2042	3,140,000	January 1, 2045	3,540,000
January 1, 2043	3,215,000	July 1, 2045	3,625,000
July 1, 2043	3,295,000	January 1, 2046	3,715,000
January 1, 2044	3,375,000	July 1, 2046*	3,805,000

*Maturity

Issue 2026-2 Term Bonds due July 1, 2051

Date	Principal Amount	Date	Principal Amount
January 1, 2047	$3,895,000	July 1, 2049	$4,400,000
July 1, 2047	3,990,000	January 1, 2050	4,510,000
January 1, 2048	4,090,000	July 1, 2050	4,620,000
July 1, 2048	4,190,000	January 1, 2051	4,735,000
January 1, 2049	4,295,000	July 1, 2051*	4,855,000

*Maturity

Issue 2026-2 Term Bonds due July 1, 2056

Date	Principal Amount	Date	Principal Amount
January 1, 2052	$4,975,000	July 1, 2054	$5,630,000
July 1, 2052	5,100,000	January 1, 2055	5,770,000
January 1, 2053	5,225,000	July 1, 2055	5,915,000
July 1, 2053	5,355,000	January 1, 2056	6,060,000
January 1, 2054	5,490,000	July 1, 2056*	6,210,000

*Maturity

The amounts of semiannual sinking fund installments set forth above are subject to reduction as a result of optional redemption, special mandatory redemption, special optional redemption, or mandatory redemption (each as described in this Article II) of the Issue 2026-2 Bonds. At the time of any optional redemption, special mandatory redemption, special optional redemption, or mandatory redemption of such Issue 2026-2 Bonds, the amount of each future sinking fund installment will be reduced as shall be determined in a certificate of THDA such that the total amount of such reductions equals the amount of such optional redemption, special mandatory redemption, special optional redemption, or mandatory redemption.

(b) Upon the purchase or redemption of Issue 2026-2 Bonds of any series and maturity for which Sinking Fund Payments have been established other than by application of Sinking Fund Payments, each future Sinking Fund Payment for such Issue 2026-2 Bonds of such series and maturity will be credited by an amount bearing the same ratio to such

Sinking Fund Payment as the total principal amount of such Issue 2026-2 Bonds of such series and maturity to be purchased or redeemed bears to the total amount of all Sinking Fund Payments for such series and maturity of Issue 2026-2 Bonds, unless otherwise directed by THDA in accordance with the General Resolution.

Section 2.09. Optional Redemption. The Issue 2026-2 Bonds maturing on and after January 1, 2035, are subject to redemption at the option of THDA prior to their respective maturities, either as a whole or in part at any time, on or after July 1, 2034 (any such date to be determined by THDA or selected by the Trustee subject to the provisions of and in accordance with the General Resolution, and when so determined or selected will be deemed and is hereby set forth as the redemption date), upon notice as provided in Article VI of the General Resolution, at a Redemption Price equal to 100% of the principal amount thereof, plus accrued interest to the date of redemption.

Section 2.10. Special Optional Redemption. The Issue 2026-2 Bonds are subject to redemption, at the option of THDA, as a whole or in part at any time prior to maturity, in accordance with the provisions of the General Resolution in an amount equal to amounts available for such purpose from (i) proceeds of the Issue 2026-2 Bonds not expected to be applied to the financing of Program Loans, DPA Loans, and Issue 2026-2 Program Securities, (ii) repayments and prepayments of Program Loans (including DPA Loans and Program Loans pooled into Issue 2026-2 Program Securities) allocated to the Issue 2026-2 Bonds not otherwise required to be applied to the special mandatory redemption of the Issue 2026-2 Bonds as described in Section 2.11(c) hereof or to make regularly scheduled principal payments, including Sinking Fund Payments, on the Issue 2026-2 Bonds, (iii) repayments and prepayments of Program Loans made with the proceeds of any other Bonds issued under the General Resolution, subject to limitations contained in the Code, (iv) other amounts on deposit in the Revenue Fund in excess of the amounts required for the payment of Debt Service and Program Expenses, and (v) amounts on deposit in the Bond Reserve Fund in excess of the Bond Reserve Requirement; provided however, that the Lockout Serial Bonds (A) are only subject to redemption as described in clause (i) above to the extent no other Issue 2026-2 Bonds remain Outstanding, (B) are only subject to redemption as described in clause (ii) above to the extent no other Issue 2026-2 Bonds remain Outstanding and such redemption is otherwise required by the Code, and (C) shall not be subject to redemption as described in clauses (iii), (iv) and (v) above.

The date of redemption pursuant to this Section 2.10 shall be determined by the Trustee upon the direction of THDA subject to the provisions of and in accordance with the General Resolution (and when so determined such date will be deemed and is hereby set forth as the redemption date). The Issue 2026-2 Bonds to be so redeemed shall be redeemed at a Redemption Price of 100% of the principal amount thereof, plus interest accrued to the redemption date, if applicable.

The Issue 2026-2 Bonds to be redeemed pursuant to this Section 2.10 shall be selected by THDA in its sole discretion.

Section 2.11. Special Mandatory Redemptions.

(a) ***Unexpended Proceeds.*** The Issue 2026-2 Bonds other than the Lockout Serial Bonds (unless no other Issue 2026-2 Bonds remain Outstanding) are subject to mandatory redemption on October 1, 2027, in the event and to the extent that there are

unexpended proceeds of the Issue 2026-2 Bonds on deposit in the Issue 2026-2 Subaccount of the Loan Fund on September 1, 2027; provided that such redemption date may be extended, at the option of THDA, and subject to the satisfaction of the conditions set forth in Section 4.01 hereof.

Notwithstanding any extension of the redemption date described above, in order to satisfy requirements of the Code, the Issue 2026-2 Bonds are subject to mandatory redemption on March 1, 2030, to the extent any proceeds of the Issue 2026-2 Bonds remain on deposit in the Issue 2026-2 Subaccount of the Loan Fund on February 1, 2030.

The redemption price of the Issue 2026-2 Bonds to be so redeemed shall be 100% of the principal amount thereof plus interest accrued to the date of redemption, if applicable; provided, however, that the redemption price for the Lockout Serial Bonds shall be the initial issue price thereof (par plus initial issue premium) plus accrued interest to the redemption date. The Issue 2026-2 Bonds to be redeemed shall be selected by THDA in its sole discretion (subject to the limitations provided in this Resolution).

(b) ***Reserved***.

(c) ***Ten Year Rule***.

(i) To the extent not required to make regularly scheduled principal payments on the Issue 2026-2 Bonds (including Sinking Fund Payments), repayments and prepayments of principal on the Program Loans, or portions thereof, financed with proceeds of the Issue 2026-2 Bonds (including DPA Loans and Program Loans pooled into Issue 2026-2 Program Securities and financed with proceeds of the Issue 2026-2 Bonds) received more than ten years after the Issue Date of the Issue 2026-2 Bonds (or the date of original issuance of the bonds refunded by the Issue 2026-2 Bonds, directly or through a series of refundings) shall be applied to redeem the Issue 2026-2 Bonds (other than the Lockout Serial Bonds unless no other Issue 2026-2 Bonds remain Outstanding) on or before the next Interest Payment Date with respect to the Issue 2026-2 Bonds, which Interest Payment Date is at least six months from the date of receipt of such Program Loan principal payments, in such principal amounts as required to satisfy requirements of the Code. The Redemption Price of Issue 2026-2 Bonds so redeemed shall be 100% of the principal amount thereof, plus interest accrued to the redemption date, if applicable.

(ii) THDA shall advise the Trustee of the appropriate Redemption Date for any redemption pursuant to this Section 2.11(c). The Issue 2026-2 Bonds to be redeemed shall be selected by THDA in its sole discretion (subject to the limitations provided in this Resolution).

Section 2.12. Selection by Lot. If less than all of the Issue 2026-2 Bonds of like Series and maturity are to be redeemed, the particular bonds of such maturity to be redeemed shall be selected by lot in accordance with Section 6.4 of the General Resolution.

Section 2.13. Purchase of Bonds by THDA or Trustee. Whenever moneys are available for redemption of Bonds under Sections 2.08, 2.09, 2.10 or 2.11 above, THDA or the Trustee is authorized to purchase Bonds at a price not to exceed the applicable Redemption Price.

ARTICLE III

SALE AND DELIVERY

Section 3.01. Sale.

(a) The Issue 2026-2 Bonds are hereby authorized to be sold to the Underwriters at the prices and on the terms and conditions set forth in the Amended and Restated Bond Purchase Agreement and upon the basis of the representations, warranties and agreements therein set forth. The Chairperson, Secretary or Assistant Secretary of the Bond Finance Committee and the Executive Director of THDA are hereby authorized to execute the Amended and Restated Bond Purchase Agreement. The Board of Directors of THDA hereby authorizes the Designated Authorized Officer to approve the purchase price of the Issue 2026-2 Bonds and to execute the Amended and Restated Bond Purchase Agreement.

(b) The Designated Authorized Officer of THDA is hereby authorized to make public and to authorize distribution of the Official Statement relating to the Issue 2026-2 Bonds in substantially the form presented to THDA with such changes, omissions, insertions and revisions as such officer shall deem advisable. The Chairperson, Vice Chairperson, Executive Director, Secretary of the Bond Finance Committee, and Designated Authorized Officer are hereby authorized to sign and deliver such Official Statement to the Underwriters. The distribution of the Preliminary Official Statement relating to the Issue 2026-2 Bonds to the public is hereby ratified and confirmed.

(c) The Issue 2026-2 Bonds shall be delivered to the Underwriters in accordance with the terms of the Amended and Restated Bond Purchase Agreement and this Resolution.

ARTICLE IV

DISPOSITION OF PROCEEDS AND OTHER MONEYS

Section 4.01. Loan Fund; Bond Reserve Fund Requirement. Upon receipt of the proceeds of the sale of the Issue 2026-2 Bonds, THDA shall deposit such proceeds as shall be set forth in a certificate of THDA delivered on or prior to the date of issuance of the Issue 2026-2 Bonds. Amounts on deposit in the Issue 2026-2 Bond Subaccount of the Loan Fund shall be applied to (i) the financing of Program Loans (including Program Securities and DPA Loans), or participations therein, in accordance with the provisions of the General Resolution and Section 4.03 hereof, (ii) deposits to the Bond Reserve Fund and the Debt Service and Expense Account of the Revenue Fund, (iii) payment of Costs of Issuance and (iv) payment of capitalized interest to the extent, if any, specified by written instructions of an Authorized Officer.

Amounts on deposit in the Issue 2026-2 Subaccount of the Loan Fund shall be withdrawn therefrom and applied to the mandatory redemption of Issue 2026-2 Bonds as described in Section 2.11(a) hereof, as set forth in the certificate of THDA delivered on or prior to the date of issuance of the Issue 2026-2 Bonds. The date of such redemption provided in Section 2.11(a) may be extended upon the delivery by THDA to the Trustee and the Rating Agency of a Projected Cash Flow Statement which satisfies the requirements of Section 7.11 of the General Resolution; provided further that the date of such redemption shall not be extended beyond the date set forth in the second paragraph of Section 2.11(a) unless THDA is in receipt of an opinion of Bond Counsel to the effect that such extension will not adversely affect the exclusion of interest on the Issue 2026-2 Bonds from the income of the owners thereof for federal income tax purposes. The amount of funds on deposit in the Issue 2026-2 Bond Subaccount of the Loan Fund to be used to pay Costs of Issuance with respect to the Issue 2026-2 Bonds shall not exceed 2% of the proceeds of the Issue 2026-2 Bonds.

THDA hereby covenants that an amount equal to twenty percent (20%) of the funds deposited in the Issue 2026-2 Bond Subaccount of the Loan Fund allocable to the new money proceeds of the Issue 2026-2 Bonds which are to be used to finance Program Loans (including Issue 2026-2 Program Securities), or other available funds of THDA, shall be made available for owner financing of "targeted area residences" (as defined in Section 143(j) of the Code) until September 17, 2027.

The Bond Reserve Fund Requirement with respect to the Issue 2026-2 Bonds shall be an amount equal to 3% of the then current balance of Program Loans (other than Program Loans pooled into Issue 2026-2 Program Securities) allocable to the Issue 2026-2 Bonds plus the amount on deposit in the Issue 2026-2 Subaccount of the Loan Fund which has not been designated to provide for the payment of Costs of Issuance or capitalized interest. On the Issue Date THDA shall deposit an amount in the Bond Reserve Fund which, together with any excess amounts on deposit in the Bond Reserve Fund, shall satisfy the Bond Reserve Requirement.

Section 4.02. Proceeds of Issue 2026-2 Bonds. Proceeds of the Issue 2026-2 Bonds, together with any contribution from THDA of available THDA funds, if any, initially shall be deposited in the Issue 2026-2 Bond Subaccount of the Loan Fund.

Section 4.03. Program Loan Determinations. No Program Loan shall be financed with proceeds of the Issue 2026-2 Bonds unless such Program Loan is made for the acquisition of residential housing for occupancy by not more than four families. Program Loans to be financed with the proceeds of the Issue 2026-2 Bonds shall be secured by a deed of trust which creates a first lien subject only to Permitted Encumbrances, on the fee simple or leasehold estate, of real property located in the State or on the interest in the real property constituting a part of the residential housing with respect to which the Program Loan secured thereby is made and on the fixtures acquired with the proceeds of the Program Loan attached to or used in connection with such residential housing; provided, however, that DPA Loans may be made on a subordinate lien basis. DPA Loans may be financed with no more than 6% of the total principal amount of the Issue 2026-2 Bonds.

In addition, the Program Loan (other than a DPA Loan) must either:

(a) have been insured or guaranteed or have a commitment for insurance or guarantee by (i) the United States or any instrumentality thereof (inclusive of the Federal

Housing Administration, the Farmers Home Administration, the Veteran's Administration, or another agency or instrumentality of the United States or the State to which the powers of any of them have been transferred, or which is exercising similar powers with reference to the insurance or guaranty of Program Loans); or (ii) any agency or instrumentality of the State authorized by law to issue such insurance; or

(b) be made in an amount not exceeding the value, as determined in an appraisal by or acceptable to THDA, or sale price of the property securing the Program Loan, whichever is less, but only if (i) THDA is issued a mortgage insurance policy by a private mortgage insurance company, qualified to issue such insurance or guarantee in the State and approved by THDA, and the claims paying ability of which private mortgage insurer is rated by each Rating Agency in a rating category at least as high as the then current rating assigned to the Bonds, under which the insurer, upon foreclosure of the property securing the Program Loan, must pay the holder of the Program Loan the unrecovered balance of a claim including unpaid principal, accrued interest, taxes, insurance premiums, and expenses of foreclosure, if any, or in lieu thereof may permit the holder of the Program Loan to retain title and may pay an agreed insured percentage of such claim; and (ii) the insured percentage of the Program Loan equals the amount by which the original principal amount of the Program Loan exceeds 78% of the value, as determined by an appraisal by or acceptable to THDA or sale price of the property securing the Program Loan, whichever is less; or

(c) be made to borrowers who have an equity interest of at least 22% in the property based on the lesser of appraised value (as determined in an appraisal by or acceptable to THDA), or the sale price of the property securing the Program Loan; or

(d) have been pooled into a Program Security.

ARTICLE V

FORM OF BONDS, AND TRUSTEE'S CERTIFICATE OF AUTHENTICATION

Section 5.01. Form of Bonds. Subject to the provisions of the General Resolution, the Issue 2026-2 Bonds in fully registered form shall be in substantially the form attached hereto as Exhibit C, with such variations as shall be appropriate in order to conform to the terms and provisions of the General Resolution and this Resolution.

Section 5.02. Form of Trustee's and Authenticating Agent's Certificate of Authentication. The Issue 2026-2 Bonds shall not be valid or become obligatory for any purpose unless there shall have been endorsed thereon a certificate of authentication in substantially the following form:

(FORM OF TRUSTEE'S CERTIFICATE OF AUTHENTICATION)

This bond is one of the bonds described in the within-mentioned Resolutions and is one of the Residential Finance Program Bonds, Issue 2026-2 (Non-AMT) of the Tennessee Housing Development Agency.

U.S. BANK TRUST COMPANY, NATIONAL ASSOCIATION, as successor Trustee

By _____
Authorized Officer

ARTICLE VI

MISCELLANEOUS

Section 6.01. No Recourse Against Members or Other Persons. No recourse may be had for the payment of principal of or premium or interest on the Issue 2026-2 Bonds or for any claim based thereon or on this Resolution against any member of THDA or any person executing the Issue 2026-2 Bonds and neither the members of THDA nor any person executing the Issue 2026-2 Bonds may be liable personally on the Issue 2026-2 Bonds or be subject to any personal liability or accountability by reason of the execution thereof.

Section 6.02. Bonds not Debt, Liability or Obligation of the State or the United States of America. The Issue 2026-2 Bonds are not a debt, liability or the obligation of the State or any other political subdivision thereof. Neither the full faith and credit nor the taxing power of the State, or of any other political subdivision thereof, is pledged for the payment of the principal of or interest on the Issue 2026-2 Bonds. The Issue 2026-2 Bonds are not a debt, liability or obligation of the United States of America or any agency thereof. Neither the full faith and credit nor the taxing power of the United States of America is pledged for payment of the principal of or interest on the Issue 2026-2 Bonds.

Section 6.03. Delivery of Projected Cash Flow Statements. THDA shall deliver such Projected Cash Flow Statements at the times and on the occasions set forth in the General Resolution or this Resolution.

Section 6.04. Authorized Officers. The Chairperson, Vice Chairperson, Executive Director, General Counsel, Deputy Executive Director, Chief Finance Officer, and Secretary of THDA and the Secretary and any Assistant Secretary of the Bond Finance Committee and any other proper officer of THDA, be, and each of them hereby is, authorized and directed to execute and deliver any and all documents and instruments and to do and cause to be done any and all acts and things necessary or proper for carrying out the transactions contemplated by this Resolution, the General Resolution and the Official Statement.

Section 6.05. Authorized Trustee. THDA authorizes and directs the Trustee to perform any and all acts contemplated to be performed by the Trustee pursuant to the terms and provisions of this Resolution.

Section 6.06. Covenant to Comply with Federal Tax Law Requirements. THDA hereby covenants to comply with all applicable requirements of the Code so that interest on the Issue 2026-2 Bonds will be excluded from gross income of the holders thereof for federal income tax purposes, including the rebate requirement of Section 148(f) of the Code. THDA also covenants to pay any interest or penalty imposed by the United States for failure to comply with said rebate requirements. In accordance with the rebate requirement, THDA agrees that there will be paid from time to time all amounts required to be rebated to the United States pursuant to Section 148(f) of the Code and any temporary, proposed or final Treasury Regulations as may be applicable to the Issue 2026-2 Bonds from time to time.

Section 6.07. Continuing Disclosure Undertaking.

(a) THDA shall deliver to the MSRB, within 210 days after the end of each Fiscal Year:

(i) a copy of the annual financial statements of THDA prepared in accordance with generally accepted accounting principles as prescribed by the Governmental Accounting Standards Board; and

(ii) an annual update of the type of information in the Official Statement (A) contained in Appendix E, (B) regarding annual required contributions for employee pension plan and other post-employment benefits to the extent not included in annual financial statements and (C) of the nature disclosed under the following headings (including, without limitation, information with respect to the outstanding balances of Program Loans, by mortgage type, delinquency information, acquisition costs and income limits):

(A) Residential Finance Program Bonds; and

(B) Residential Finance Program Loans.

The information described in this subsection (a) may be provided by specific reference to documents (including official statements, to the extent the official statements include the information described in this subsection (a)) previously provided to the MSRB or filed with the Securities and Exchange Commission.

If unaudited financial statements are provided as part of the information required to be delivered under this subsection (a) within the time period specified above, THDA shall provide, when and if available, a copy of THDA's audited financial statements to the MSRB.

(b) THDA shall deliver to the MSRB and the Trustee, in a timely manner not in excess of 10 business days after the occurrence of the event, notice of the occurrence of any of the following events (if applicable) with respect to the Issue 2026-2 Bonds:

(i) principal and interest payment delinquencies;

(ii) non-payment related defaults, if material;

(iii) unscheduled draws on the Bond Reserve Fund (or other debt service reserves) reflecting financial difficulties;

(iv) unscheduled draws on any credit enhancements reflecting financial difficulties;

(v) substitution of any credit or liquidity provider, or their failure to perform;

(vi) adverse tax opinions, the issuance by the Internal Revenue Service of proposed or final determinations of taxability, Notices of Proposed Issue (IRS Form 5701-TEB) or other material notices or determinations with respect to the tax status of the Issue 2026-2 Bonds, or other material events affecting the tax status of the Issue 2026-2 Bonds;

(vii) modifications to rights of the holders of the Issue 2026-2 Bonds, if material;

(viii) bond calls, if material, and tender offers;

(ix) defeasances;

(x) release, substitution or sale of property securing repayment of the Issue 2026-2 Bonds, if material;

(xi) rating changes;

(xii) bankruptcy, insolvency, receivership or similar event of THDA (which event is considered to occur when any of the following occur: the appointment of a receiver, fiscal agent or similar officer for THDA in a proceeding under the U.S. Bankruptcy Code or in any other proceeding under state or federal law in which a court or governmental authority has assumed jurisdiction over substantially all of the assets or business of THDA, or if such jurisdiction has been assumed by leaving the existing governing body and officials or officers in possession but subject to the supervision and orders of a court or governmental authority, or the entry of an order confirming a plan of reorganization, arrangement or liquidation by a court or governmental authority having supervision or jurisdiction over substantially all of the assets or business of THDA);

(xiii) The consummation of a merger, consolidation or acquisition involving THDA or the sale of all or substantially all of the assets of THDA, other than in the ordinary course of business, the entry into a definitive agreement to undertake such an action or the termination of a definitive agreement relating to any such actions, other than pursuant to its terms, if material;

(xiv) Appointment of a successor or additional trustee or the change of name of a trustee, if material;

(xv) Incurrence of a financial obligation of THDA, if material, or agreement to covenants, events of default, remedies, priority rights, or other similar terms of a financial obligation of THDA, any of which affect Bondholders, if material; and

(xvi) Default, event of acceleration, termination event, modification of terms, or other similar events under the terms of a financial obligation of THDA, any of which reflect financial difficulties.

For the purposes of the events identified in clauses (xv) and (xvi) above, the term "financial obligation" means: (A) a debt obligation; (B) a derivative instrument entered into in connection with, or pledged as security or a source of payment for, an existing or planned debt obligation; or (C) a guarantee of (A) or (B). The term "financial obligation" shall not include municipal securities as to which a final official statement has been provided to the MSRB consistent with Rule 15c2-12 of the Securities and Exchange Commission (the "Rule").

Notwithstanding the foregoing, notice of optional or unscheduled redemption of any Issue 2026-2 Bonds or defeasance of any Issue 2026-2 Bonds need not be given pursuant to this Section 6.07 any earlier than the notice (if any) of such redemption or defeasance is given to the owners of the Issue 2026-2 Bonds pursuant to the Resolution.

(c) THDA shall give notice to the Trustee and the MSRB in a timely manner of any failure by THDA to provide any information required pursuant to subsection (a) above within the time limit specified therein.

(d) All notices, documents and information provided to the MSRB shall be provided in an electronic format as prescribed by the MSRB and shall be accompanied by identifying information as prescribed by the MSRB.

(e) THDA agrees that the provisions of this Section 6.07 shall be for the benefit of the beneficial owners of the Issue 2026-2 Bonds whether or not the Rule applies to such Issue 2026-2 Bonds.

(f) THDA may amend this Resolution with respect to the above agreements, without the consent of the beneficial owners of the Issue 2026-2 Bonds (except to the extent required under clause (iv)(B) below), if all of the following conditions are satisfied: (i) such amendment is made in connection with a change in circumstances that arises from a change in legal (including regulatory) requirements, a change in law (including rules or regulations) or in interpretations thereof, or a change in the identity, nature or status of THDA or the type of business conducted thereby; (ii) these agreements as so amended would have complied with the requirements of the Rule as of the date of this Resolution, after taking into account any amendments or interpretations of the Rule, as well as any change in circumstances; (iii) THDA shall have delivered to the Trustee an opinion of counsel, addressed to THDA and the Trustee, to the same effect as set forth in clause (ii) above; (iv) either (A) THDA shall deliver to the Trustee an opinion of or determination by

a person unaffiliated with THDA (which may include the Trustee or bond counsel), acceptable to THDA and the Trustee, addressed to THDA and the Trustee, to the effect that the amendment does not materially impair the interests of the holders of the Issue 2026-2 Bonds or (B) the holders of the Issue 2026-2 Bonds consent to the amendment pursuant to the same procedures as are required for amendments to the General Resolution with consent of the holders of Bonds pursuant to the General Resolution as in effect on the date of this Resolution; and (v) THDA shall have delivered copies of such opinion(s) and the amendment to the MSRB.

(g) THDA's obligations with respect to the beneficial owners of the Issue 2026-2 Bonds under these agreements as set forth above terminate upon a legal defeasance pursuant to the General Resolution, prior redemption or payment in full of all of the Issue 2026-2 Bonds. THDA shall give notice of any such termination to the MSRB.

(h) Failure by THDA to comply with this Section 6.07 shall not constitute an Event of Default under the General Resolution but the undertaking in this Section 6.07 may be enforced by any beneficial owner of the Issue 2026-2 Bonds exclusively by an action for specific performance. The obligations of THDA in this Section 6.07 shall be construed and interpreted in accordance with the laws of the State, and any suits and actions arising out of the obligations under this Section 6.07 shall be instituted in a court of competent jurisdiction in the State.

Section 6.08. Confirmation and Adjustment of Terms by Designated Authorized Officer. The terms of the Issue 2026-2 Bonds are herein established subject to confirmation by the Designated Authorized Officer upon the sale of the Issue 2026-2 Bonds by the Designated Authorized Officer. The Designated Authorized Officer is hereby authorized to make such changes or modifications in the principal amounts, maturities and interest rates for the Issue 2026-2 Bonds and in the application of the proceeds thereof, paying agents, terms of redemption and the schedule of prepayment amounts to be used for accrued principal installments in such manner as the Designated Authorized Officer determines to be necessary or convenient to better achieve the purposes of the Act and in the best interests of THDA.

Section 6.09. Effective Date. This Resolution will take effect immediately.

EXHIBIT A

AMENDED AND RESTATED BOND PURCHASE AGREEMENT

See Document No. 5 in the Closing Transcript.

EXHIBIT B

RESERVED

EXHIBIT C

FORM OF BOND

REGISTERED

R-2-1 **$[_____]**

TENNESSEE HOUSING DEVELOPMENT AGENCY
RESIDENTIAL FINANCE PROGRAM BOND
ISSUE 2026-2 (Non-AMT)

Interest Rate	Dated Date	Maturity Date	CUSIP
[___]%	September 17, 2026	[_____]	88046[___]

REGISTERED OWNER:CEDE & CO.

PRINCIPAL SUM: [_____]

TENNESSEE HOUSING DEVELOPMENT AGENCY (hereinafter sometimes called "THDA"), a body politic and corporate and a political subdivision of the State of Tennessee (herein called the "State"), created and existing under and by virtue of the laws of the State, acknowledges itself indebted, and for value received hereby promises to pay to the Registered Owner (shown above), or registered assigns, the principal sum (shown above), on the maturity date specified above, and to pay interest on said principal sum to the Registered Owner of this Bond from the dated date hereof until THDA's obligation with respect to the payment of said principal sum shall be discharged, at the rate per annum specified above payable on each January 1 and July 1 commencing January 1, 2027. The principal of and interest on this Bond are payable at the designated corporate trust office of U.S. Bank Trust Company, National Association, Nashville, Tennessee in any coin or currency of the United States of America, which, on the respective dates of payment thereof shall be legal tender for the payment of public and private debts.

This Bond is one of the bonds of THDA designated "Residential Finance Program Bonds" (herein called the "Bonds") authorized to be issued in various series under and pursuant to the Tennessee Housing Development Agency Act, Sections 13-23-101 et seq., of the Tennessee Code Annotated, as amended (herein called the "Act"), a resolution of THDA adopted January 29, 2013, as amended and supplemented by the Bond Finance Committee on April 18, 2013, and entitled "General Residential Finance Program Bond Resolution" (herein called the "General Resolution") and a supplemental resolution authorizing each issue. As provided in the General Resolution, the Bonds may be issued from time to time in one or more series of various principal amounts, may bear interest at different rates and subject to the provisions thereof, may otherwise vary. All Bonds

issued and to be issued under the General Resolution are and will be equally secured by the pledges and covenants made therein, except as otherwise expressly provided or permitted in the General Resolution.

This bond is one of a series of bonds additionally designated "Issue 2026-2" (herein called the "Bonds") issued in the aggregate principal amount of $200,000,000 under the General Resolution, a resolution of THDA adopted on July 28, 2026, as approved in its amended and supplemented form by the Designated Authorized Officer on August 18, 2026 (together with the General Resolution, the "Resolutions"). Copies of the Resolutions are on file at the office of THDA in Nashville, Tennessee and at the principal corporate trust office of U.S. Bank Trust Company, National Association, Nashville, Tennessee, as successor trustee under the General Resolution (said trustee or its successor under the General Resolution being called herein the "Trustee") and reference to the Resolutions and any and all supplements thereto and modifications and amendments thereof and to the Act is made for a description of the pledges and covenants securing the Bonds, the nature, extent and manner of enforcement of such pledges, the rights and remedies of the bearers or registered owners of the Bonds with respect thereto and the terms and conditions upon which the Bonds have been issued and may be issued thereunder.

To the extent and in the manner permitted by the terms of the Resolutions, the provisions of the Resolutions or any resolution amendatory thereof or supplemental thereto may be modified or amended by THDA with the written consent of the holders of at least two-thirds in principal amount of the Bonds then Outstanding, and, in case less than all of the several series of Bonds would be affected thereby, with such consent of the holders of at least two-thirds in principal amount of the Bonds of each series so affected then Outstanding. If such modification or amendment will by its terms not take effect so long as any Bonds of any specified like series and maturity remain Outstanding, however, the consent of the holders of such Bonds shall not be required. In addition, certain other modifications or amendments to the Resolutions can be made which are not contrary to or inconsistent with the Resolutions without the consent of the Bondholders.

The holder of this Bond shall have no right to enforce the provisions of the Resolutions, to institute actions to enforce the provisions of the Resolutions or to institute, appear in or defend any suit or other proceeding with respect thereto, except as provided in the General Resolution. In certain events, on the conditions, in the manner and with the effect set forth in the General Resolution, the principal of all the Bonds issued thereunder and then Outstanding, together with accrued interest thereon, may become or may be declared due and payable before the maturity thereof.

This Bond is transferable, as provided in the Resolutions, only upon the books of THDA kept for that purpose at the office of the Trustee by the registered owner hereof in person or by such owner's attorney duly authorized in writing, upon surrender of this Bond together with a written instrument of transfer satisfactory to the Trustee duly executed by the registered owner or such owner's attorney duly authorized in writing, and thereupon a new registered Bond or Bonds in the same aggregate principal amount and of the same series and maturity shall be issued to the transferee in exchange therefor as provided in the General Resolution and upon the payment of the charges, if any, therein prescribed. THDA and the Trustee may treat and consider the person in whose name this Bond is registered as the absolute owner hereof for the purpose of receiving

payment of, or on account of, the principal or redemption price, if any, hereof and interest due hereon and for all other purposes whatsoever.

This Bond is a special limited obligation of THDA payable solely from the revenues and assets pledged therefor pursuant to the General Resolution.

The Bonds are issued as fully registered bonds in the denomination of $5,000 or any integral multiple thereof.

The Bonds are subject to optional, mandatory and sinking fund redemption as described in the Resolutions.

This Bond does not constitute a debt, liability or other obligation of the State or any political subdivision thereof other than THDA and neither the State nor any political subdivision thereof shall be obligated to pay the principal of the Bonds or the interest thereon. Neither the faith and credit nor the taxing power of the State or of any political subdivision thereof is pledged to the payment of the principal of or interest on the Bonds.

This Bond shall not be valid or become obligatory for any other purpose or be entitled to any security or benefit under the Resolutions until the Certificate of Authentication hereon shall have been signed by the Trustee.

The Act provides that neither the members of THDA nor any person executing this Bond shall be liable personally hereon or shall be subject to any personal liability or accountability by reason of its execution.

IT IS HEREBY CERTIFIED, RECITED AND DECLARED that all acts, conditions and things required by the Constitution or statutes of the State and the Resolutions to exist, to have happened or to have been performed precedent to or in the issuance of this Bond, exist, have happened and have been performed in due time, form and manner as required by law and that the issuance of the Bonds, together with all other indebtedness, of THDA, is within every debt and other limit prescribed by law.

[Remainder of page intentionally left blank]

IN WITNESS WHEREOF, TENNESSEE HOUSING DEVELOPMENT AGENCY has caused this Bond to be executed in its name by the manual or facsimile signature of its Chairperson and its corporate seal (or a facsimile thereof) to be affixed, imprinted, engraved or otherwise reproduced hereon and attested by the manual or facsimile signature of its Executive Director, all as of the dated date shown above.

TENNESSEE HOUSING DEVELOPMENT AGENCY

By _____
Rick Neal
Chairperson

[SEAL]

Attest:

By _____
Ralph M. Perrey
Executive Director

CERTIFICATE OF AUTHENTICATION

This bond is one of the bonds described in the within-mentioned Resolutions and is one of the Residential Finance Program Bonds, Issue 2026-2 (Non-AMT) of the Tennessee Housing Development Agency.

U.S. BANK TRUST COMPANY, NATIONAL ASSOCIATION, as successor Trustee

By _____
Authorized Signatory

Dated: September 17, 2026

ABBREVIATIONS

The following abbreviations, when used in the inscription on the face of the within Bond, shall be construed as though they were written out in full according to applicable laws or regulations.

TEN COM	-	as tenants in common
TEN ENT	-	as tenants by the entireties
JT TEN	-	as joint tenants with the right of survivorship and not as tenants in common

UNIFORM GIFT MIN ACT - _____ Custodian _____
(Cust) (Minor)

under Uniform Gifts to Minors

Act _____
(State)

Additional Abbreviations may also be used though not in the above list

ASSIGNMENT

For value received, the undersigned hereby sells, assigns and transfers unto _____ the within Bond and all rights thereunder, and hereby irrevocably constitutes and appoints _____, attorney to transfer the said Bond on the bond register, with full power of substitution in the premises.

Dated: _____

Social Security Number or
Employer Identification
Number of Transferred: _____

Signature guaranteed: _____

NOTICE: The assignor's signature to this Assignment must correspond with the name as it appears on the face of the within Bond in every particular without alteration or any change whatever.

13. OFFICIAL STATEMENT:

May Be Viewed on the Electronic Municipal Market Access (EMMA) Website at

https://emma.msrb.org/P22033352-P11457098-P22006068.pdf